



# Houston Forensic Science Center

Comparative and Analytical Division - Toxicology

## Headspace GC Maintenance Log

Instrument: Headspace 3

Date	N <sub>2</sub> Tank Pressure	H <sub>2</sub> Pressure		Air Tank Pressure	He Tank Pressure	Air Control	SS	Comments	Initials
		H <sub>2</sub> Water Level	Pass/Fail			Pass/Fail			
5/2/22	70 500	70 Yes	70 2000	70 1300	Pass	Pass		JR	
5/3/22	70 500	70 Yes	70 1800	70 1300	Pass	Pass		JK	
5/4/2022	70 400	EC 5/4/22 70 Yes	70 1600	70 1200	pass	pass		EC	
5/6/2022	70 400	70 Yes	70 1500	70 1100	pass	pass		KMY	
								BAM 5/10/2022	

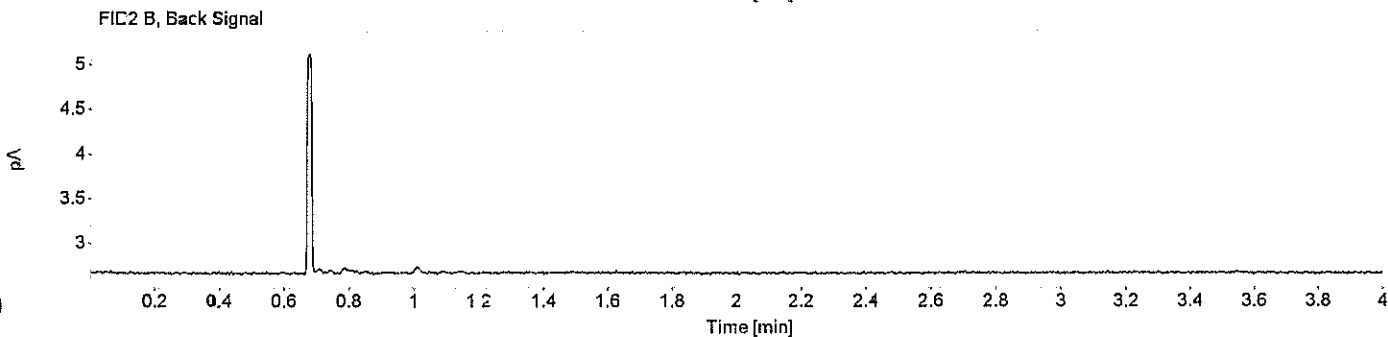
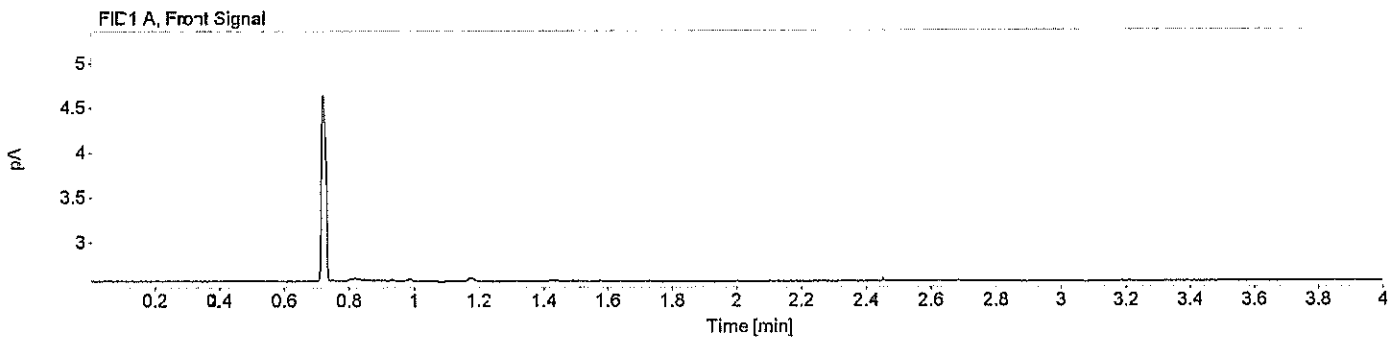
Signature: Bruce Mendoncel

Date Completed: 5/10/2022

Houston Forensic Science Center, Inc.  
Comparative and Analytical Division - Toxicology  
Volatiles Analysis Chromatograms



Sample Name: Air Control Description: Vial Number: 1  
Instrument: Headspace 3 Acq. Method: ALC.M Injection Date: 5/2/2022 8:41:00 AM  
Data file: C:\Chem32\1\Data\A\_C\_20220502\_TEST 2022-05-02 08-31-39\001F0101.D

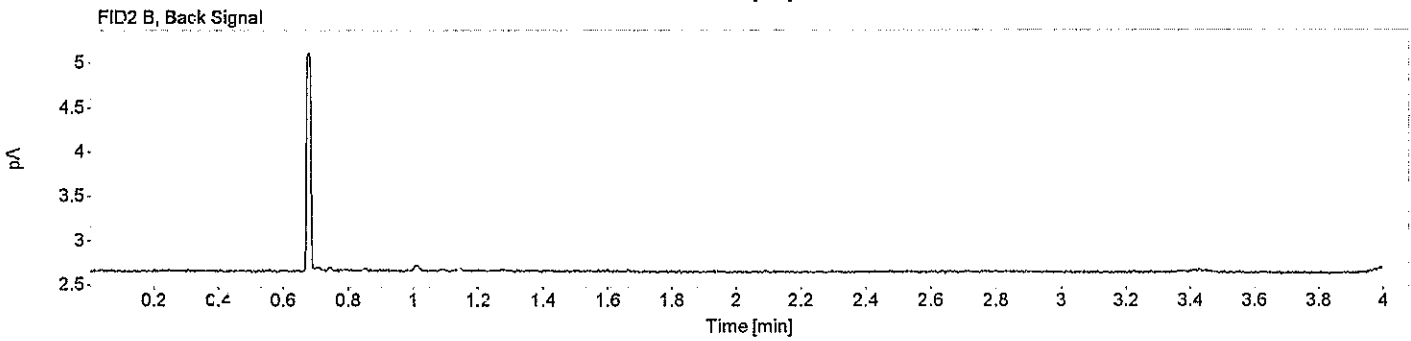
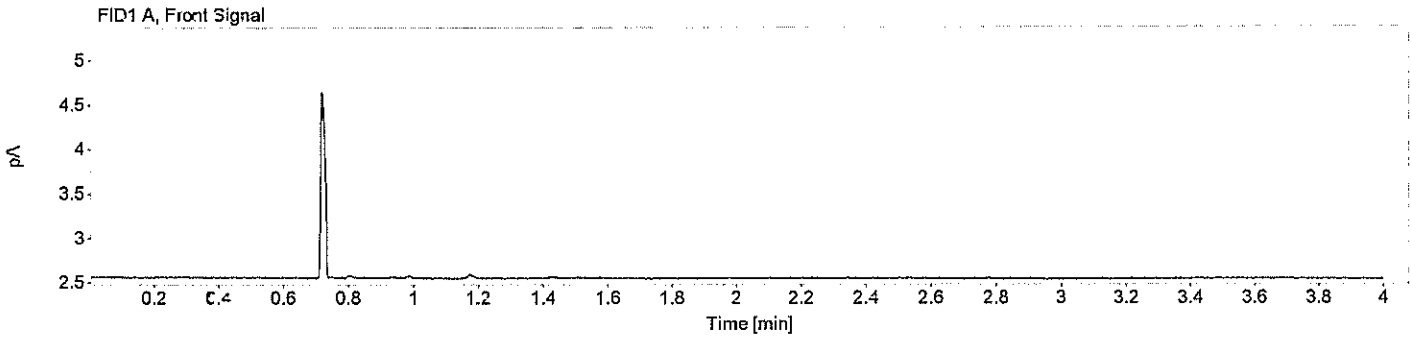


JR

Houston Forensic Science Center, Inc.  
Comparative and Analytical Division - Toxicology  
Volatiles Analysis Chromatograms



Sample Name: Air Control Description: Vial Number: 2  
Instrument: Headspace 3 Acq. Method: ALC.M Injection Date: 5/2/2022 8:45:30 AM  
Data file: C:\Chem32\11\Data\A\_C\_20220502\_TEST 2022-05-02 08-31-39\002F0201.D

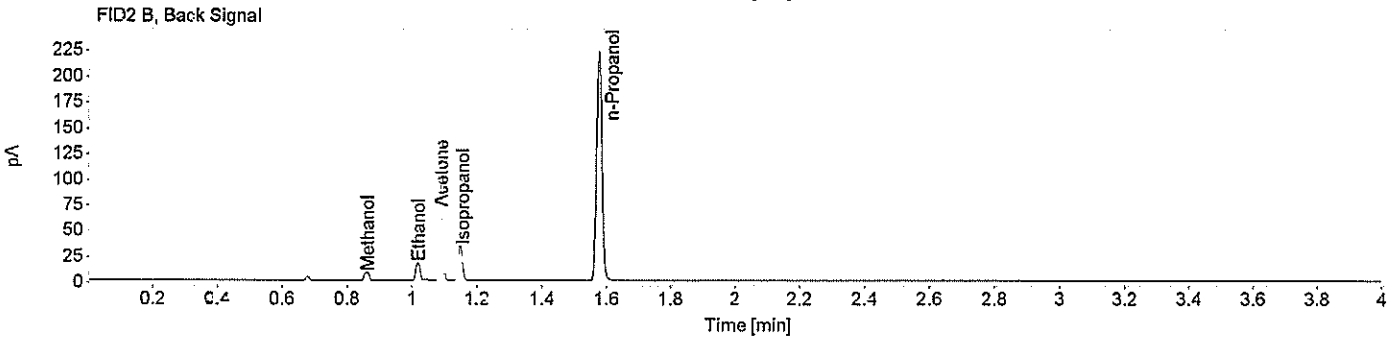
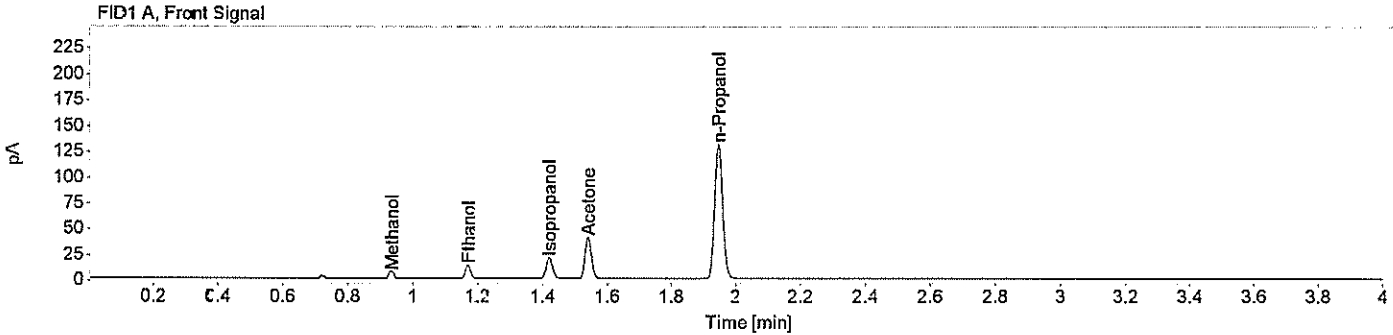


JR

Houston Forensic Science Center, Inc.  
 Comparative and Analytical Division - Toxicology  
 Volatiles Analysis Chromatograms



Sample Name: SS Description: Lot: FN07272001 Vial Number: 3  
 Instrument: Headspace 3 Acq. Method: ALC.M Injection Date: 5/2/2022 8:51:23 AM  
 Data file: C:\Chem32\1\Data\A\_LC\_20220502\_TEST 2022-05-02 08-31-39\003F0301.D



Name FID1A

Compound	Peak Symmetry	Peak to Valley Ratio	RT [min]	Expected RT [min]	Area	Concentration [g/100 mL]
Methanol	1.08672		0.935	0.934	7.0735	0.0112
Ethanol	0.86459		1.170	1.169	14.1636	0.0113
Isopropanol	0.87144		1.421	1.421	27.5033	0.0098
Acetone	0.86662		1.542	1.541	55.3537	0.0105
n-Propano	0.89300		1.946	1.946	226.7017	0.0100

Name FID2B

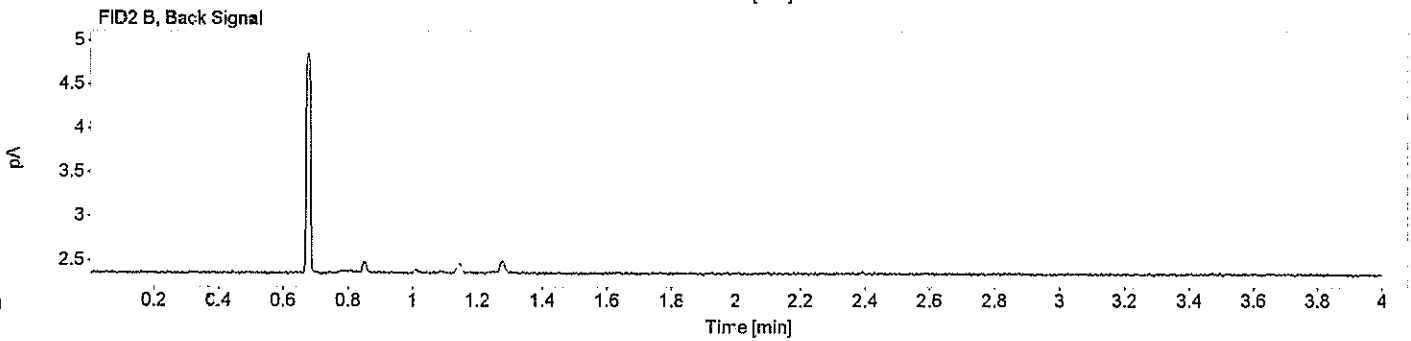
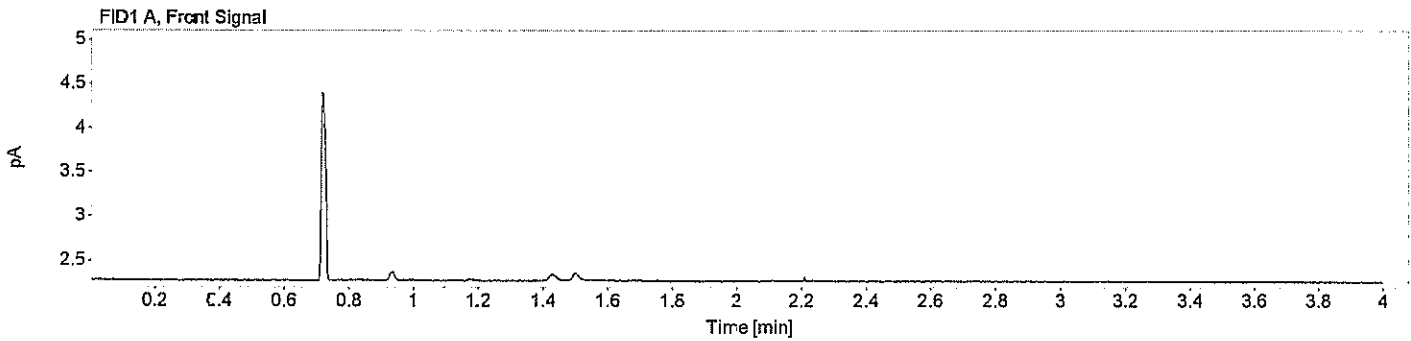
Compound	Peak Symmetry	Peak to Valley Ratio	RT [min]	Expected RT [min]	Area	Concentration [g/100 mL]
Methanol	1.44309		0.362	0.862	8.0452	0.0110
E:hanol	0.88737		1.318	1.019	16.5852	0.0114
Acetone	0.92783		1.089	1.090	62.9175	0.0105
Isopropanol	0.91423		1.149	1.150	31.4323	0.0098
n-Propano	0.95351		1.579	1.579	257.3009	0.0100

JR

Houston Forensic Science Center, Inc.  
Comparative and Analytical Division - Toxicology  
Volatiles Analysis Chromatograms



Sample Name: Air Control Description: Vial Number: 1  
Instrument: Headspace 3 Acq. Method: ALC.M Injection Date: 5/3/2022 7:53:11 AM  
Data file: C:\Chem32\1\Data\2022\2022-05\ALC\_2022C503\_TEST 2022-05-03 07-39-07\001F0101.D

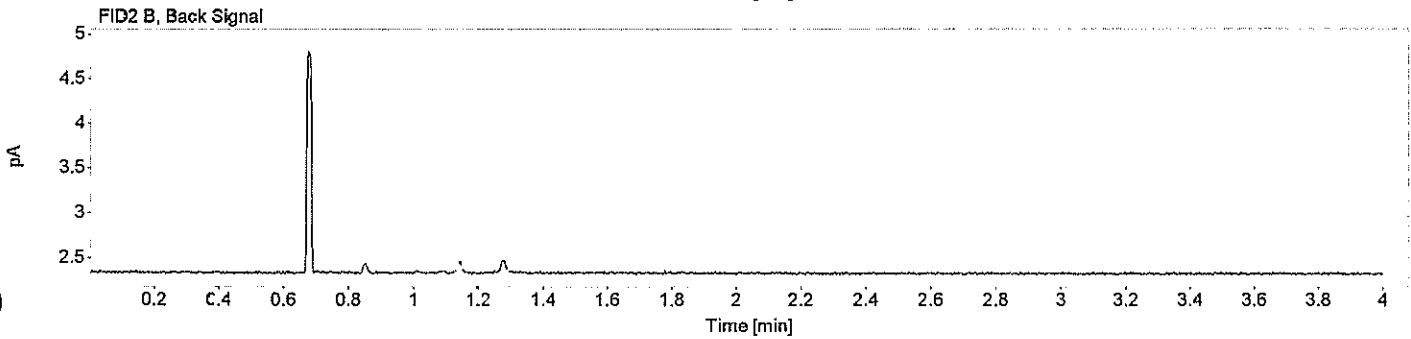
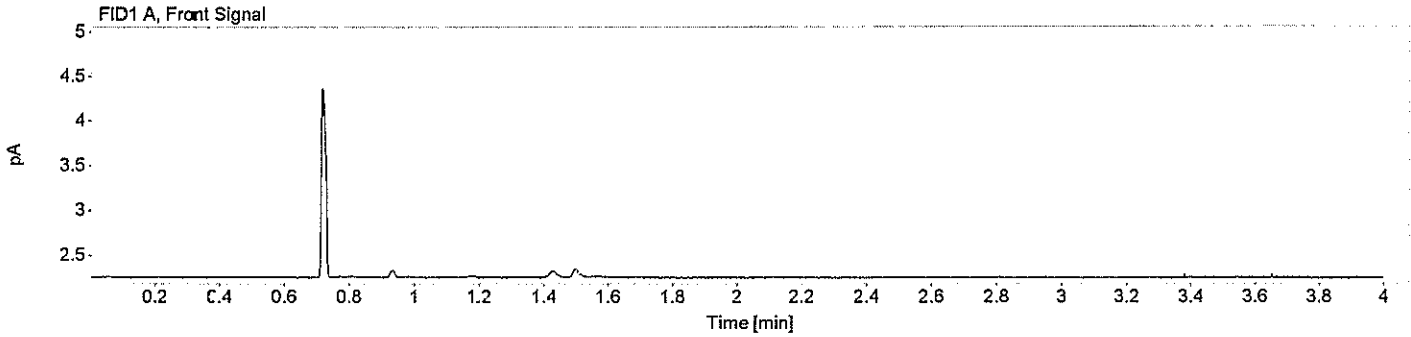


VC

Houston Forensic Science Center, Inc.  
Comparative and Analytical Division - Toxicology  
Volatiles Analysis Chromatograms



Sample Name: Air Control Description: Vial Number: 2  
Instrument: Headspace 3 Acq. Method: ALC.M Injection Date: 5/3/2022 7:57:41 AM  
Data file: C:\Chem32\1\Data\2022\2022-05\ALC\_20220503\_TEST 2022-05-03 07-39-07\002F0201.D

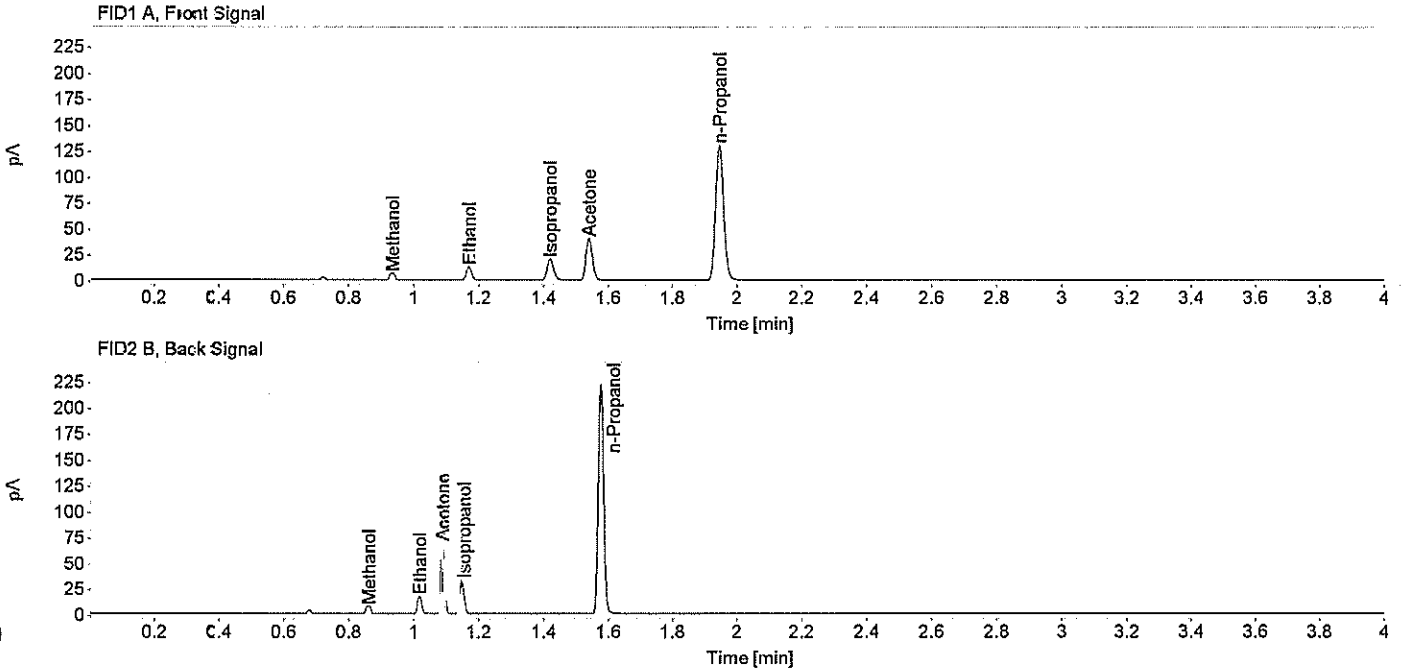


VC

Houston Forensic Science Center, Inc.  
 Comparative and Analytical Division - Toxicology  
 Volatiles Analysis Chromatograms



Sample Name: SS Description: Lot: FN07272001 Vial Number: 3  
 Instrument: Headspace 3 Acq. Method: ALC.M Injection Date: 5/3/2022 8:03:34 AM  
 Data file: C:\Chem32\1\Data\2022\2022-05\ALC\_20220503\_TEST 2022-05-03 07-39-07\003F0301.D



Name FID1A

Compound	Peak Symmetry	Peak to Valley Ratio	RT [min]	Expected RT [min]	Area	Concentration [g/100 mL]
Methanol	1.09049		0.935	0.934	7.1116	0.0113
Ethanol	0.85955		1.170	1.169	14.1388	0.0113
Isopropanol	0.86668		1.422	1.421	27.4140	0.0098
Acetone	0.86148		1.542	1.541	55.0874	0.0105
n-Propanol	0.88619		1.946	1.946	226.3831	0.0100

Name FID2B

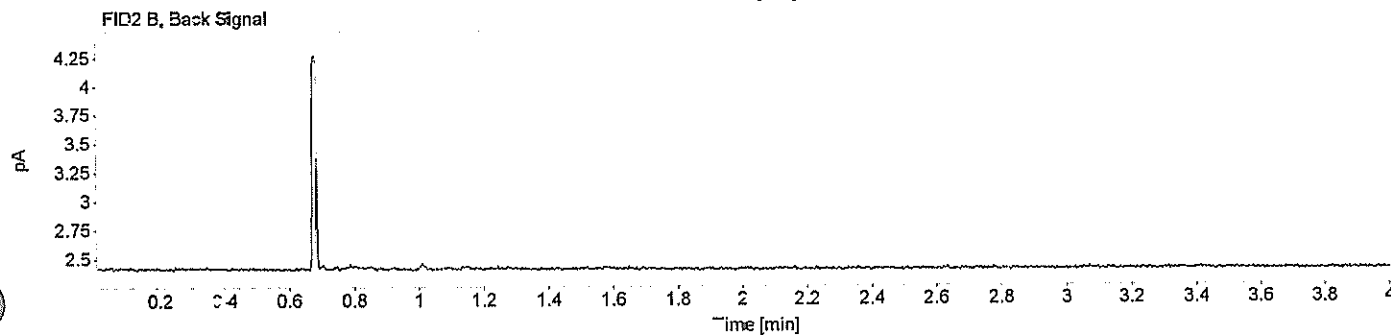
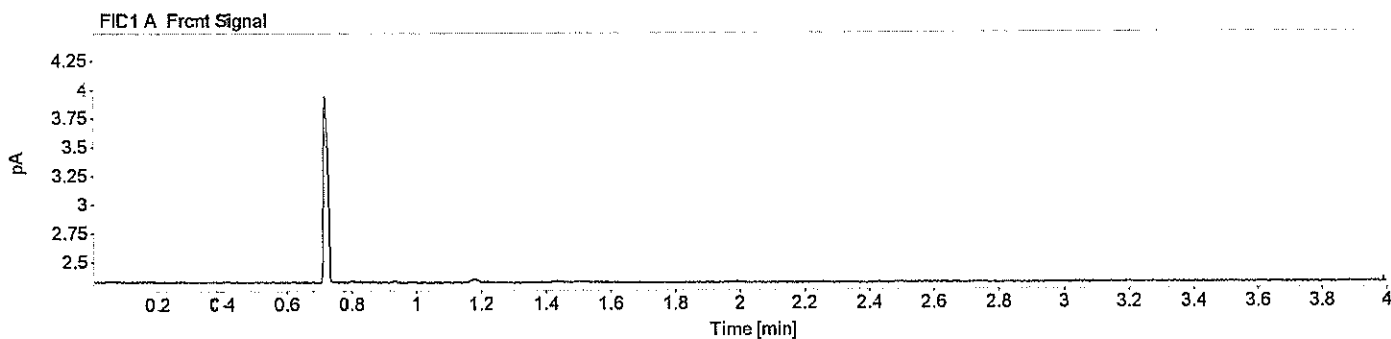
Compound	Peak Symmetry	Peak to Valley Ratio	RT [min]	Expected RT [min]	Area	Concentration [g/100 mL]
Methanol	1.42005		0.862	0.862	8.0906	0.0111
Ethanol	0.89552		1.018	1.019	16.3198	0.0113
Acetone	0.91869	1051.39291150191	1.089	1.090	62.7456	0.0105
Isopropanol	0.91210	503.511161838644	1.149	1.150	31.4812	0.0098
n-Propanol	0.95736		1.579	1.579	257.0040	0.0100

VC

Houston Forensic Science Center, Inc.  
Comparative and Analytical Division - Toxicology  
Volatiles Analysis Chromatograms



Sample Name: Air Control Description: Vial Number: 1  
Instrument: -headspace 3 Acq. Method: ALC.M Injection Date: 5/4/2022 10:40:19 AM  
Data file: C:\Chem32\1\Data\ALC\_20220504\_TEST 2022-05-04 10-30-59\001F0101.D



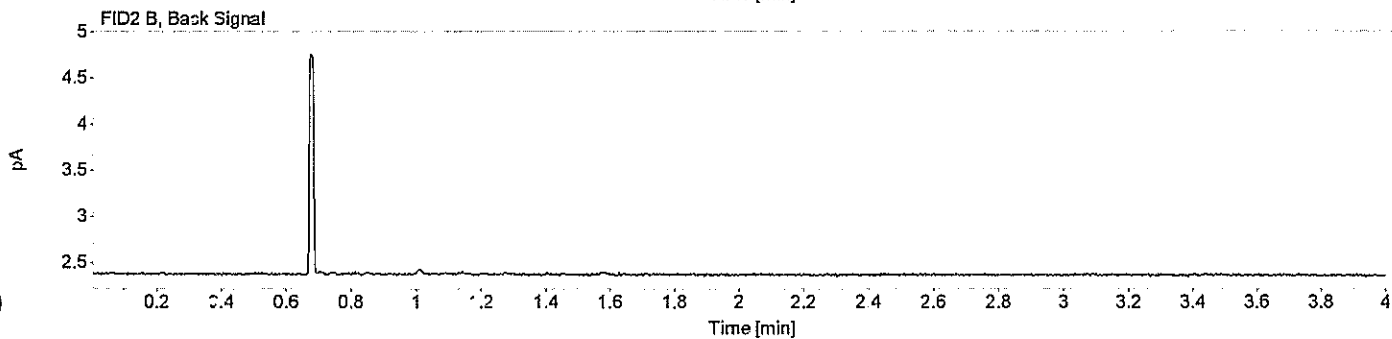
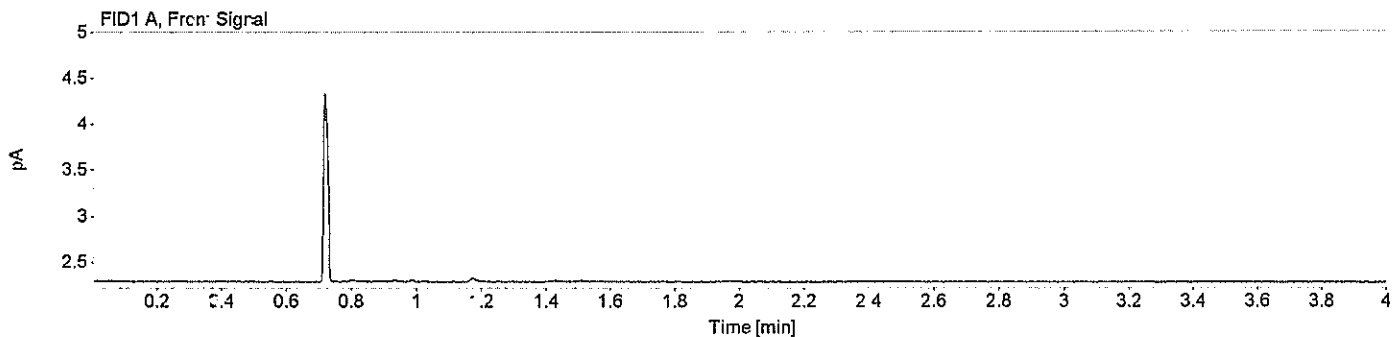
60



Houston Forensic Science Center, Inc.  
Comparative and Analytical Division - Toxicology  
Volatiles Analysis Chromatograms



Sample Name: Air Control Description: Vial Number: 2  
Instrument: Headspace 3 Acc. Method: ALC.M Injection Date: 5/4/2022 10:44:49 AM  
Data file: C:\Chem3211\Data\ALC\_20220504\_TEST 2022-05-04 10-30-59\002F0201.D

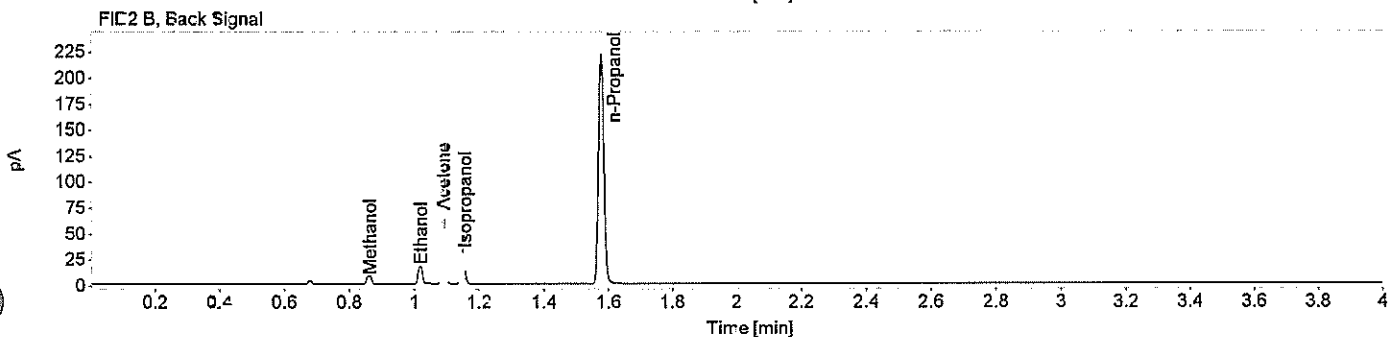
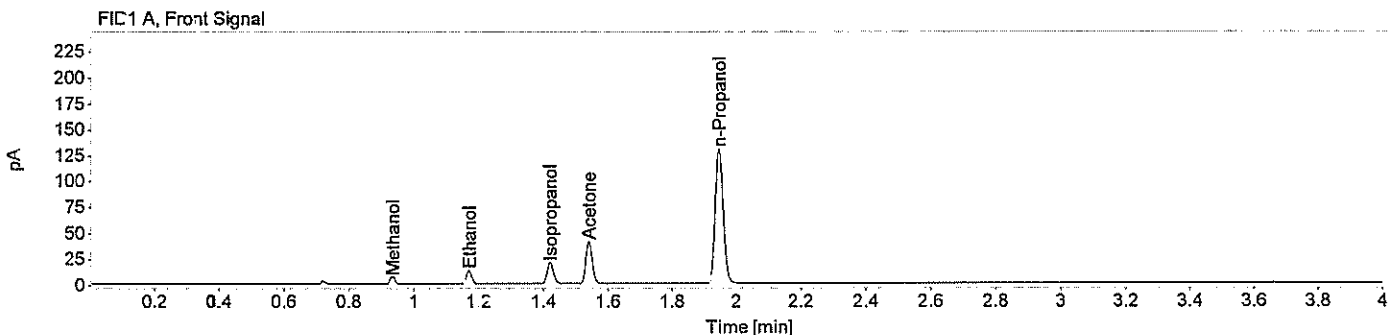


EC

Houston Forensic Science Center, Inc.  
 Comparative and Analytical Division - Toxicology  
 Volatiles Analysis Chromatograms



Sample Name: SS Description: Lot: FN07272001 Vial Number: 3  
 Instrument: Headspace 3 Acq. Method: ALC.M Injection Date: 5/4/2022 10:50:42 AM  
 Data file: C:\Chem32\11\Data\ALC\_20220504\_TEST 2022-05-04 10-30-59\003F0301.D



Name FID1A

Compound	Peak Symmetry	Peak to Valley Ratio	RT [min]	Expected RT [min]	Area	Concentration [g/100 mL]
Methanol	1.06590		0.934	0.934	7.0686	0.0112
Ethanol	0.85637		1.170	1.169	14.1402	0.0113
Isopropanol	0.86011		1.421	1.421	27.3552	0.0098
Acetone	0.86923		1.542	1.541	55.1833	0.0105
n-Propanol	0.88297		1.946	1.946	226.1153	0.0100

Name FID2B

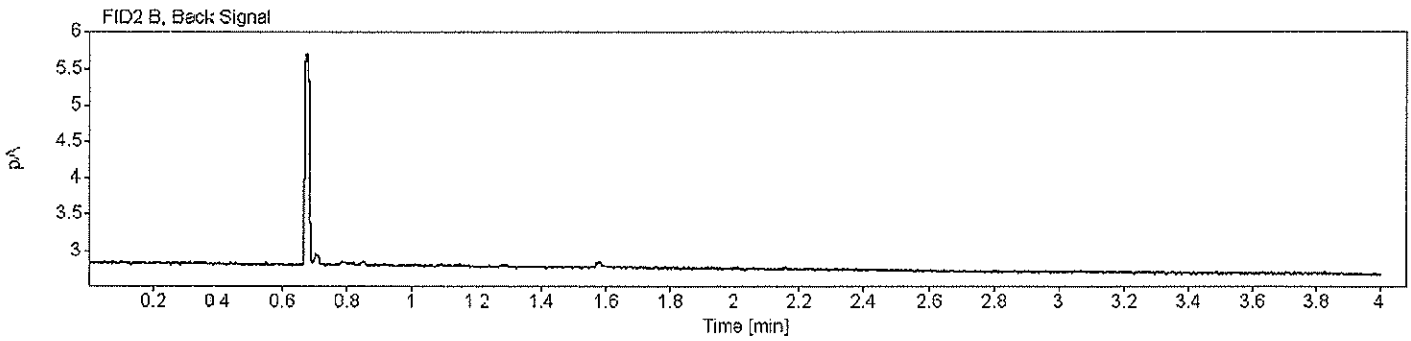
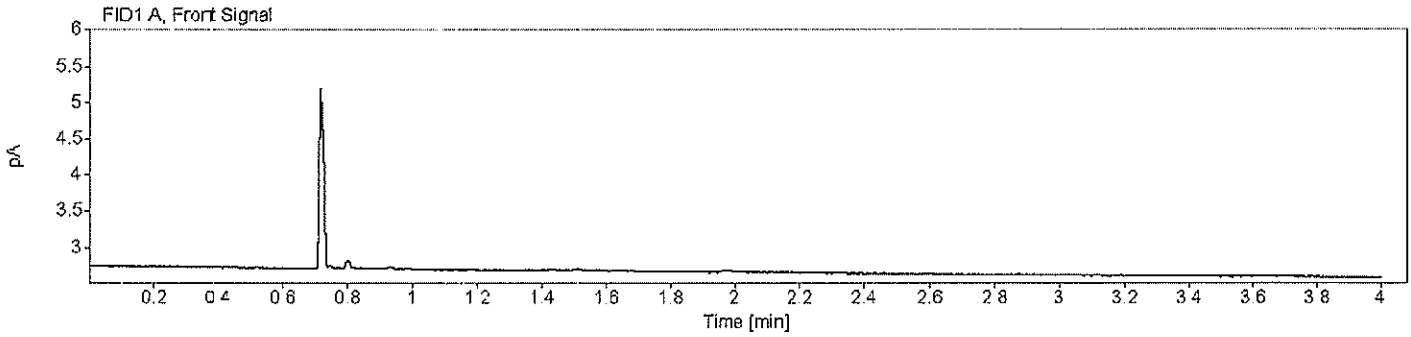
Compound	Peak Symmetry	Peak to Valley Ratio	RT [min]	Expected RT [min]	Area	Concentration [g/100 mL]
Methanol	1.48946		0.862	0.862	8.0424	0.0111
Ethanol	0.85834		1.018	1.019	16.5548	0.0114
Acetone	0.92479		1.089	1.090	62.8158	0.0105
Isopropanol	0.91131		1.149	1.150	31.3576	0.0098
n-Propanol	0.94648		1.579	1.579	256.6885	0.0100

EC

Houston Forensic Science Center, Inc.  
Comparative and Analytical Division - Toxicology  
Volatiles Analysis Chromatograms



Sample Name: Air Control Description: Vial Number: 1  
Instrument: Headspace 3 Acq. Method: ALC.M Injection Date: 5/6/2022 8:09:06 AM  
Data file: C:\Chem32\1\Data\A\_C\_20220506\_TEST 2022-05-06 08-00-05\001F0101.D

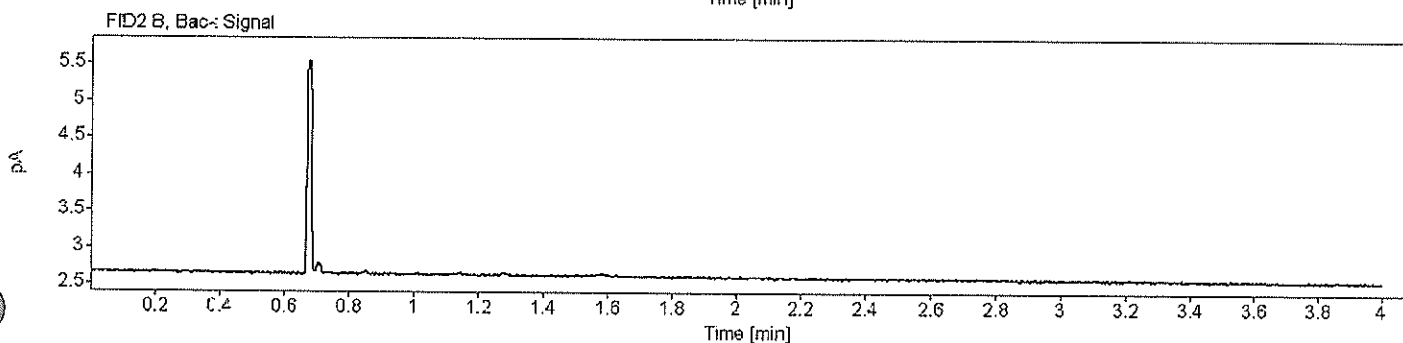
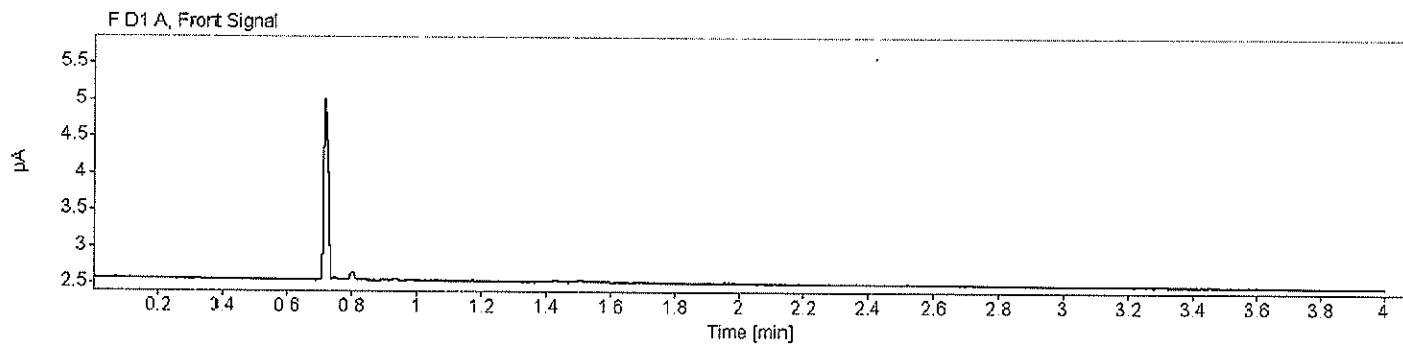


KMP

Houston Forensic Science Center, Inc.  
Comparative and Analytical Division - Toxicology  
Volatiles Analysis Chromatograms



Sample Name: Air Control Description: Vial Number: 2  
Instrument: Headspace 3 Acq. Method: ALC.M Injection Date: 5/6/2022 8:13:37 AM  
Data file: C:\Chem32\1\Data\ALC\_20220506\_TEST 2022-05-06 08-00-05\002F0201.D

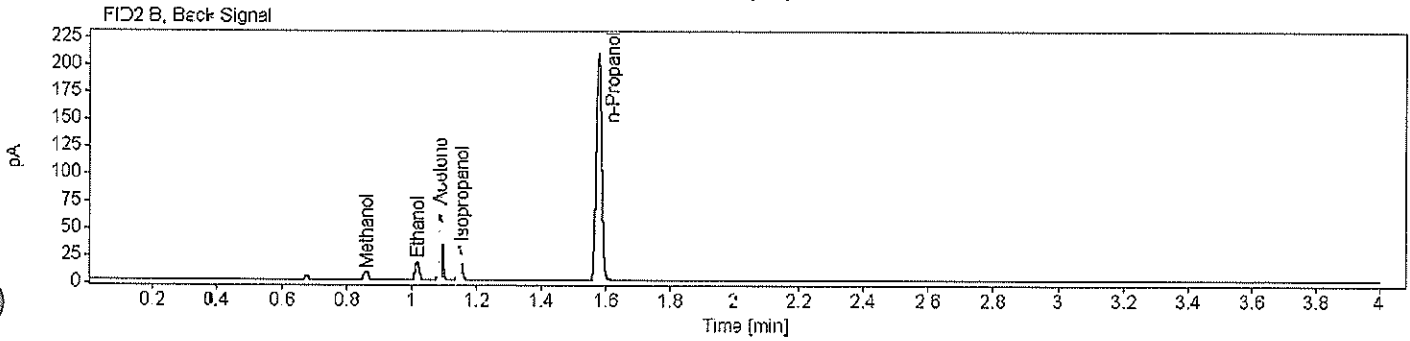
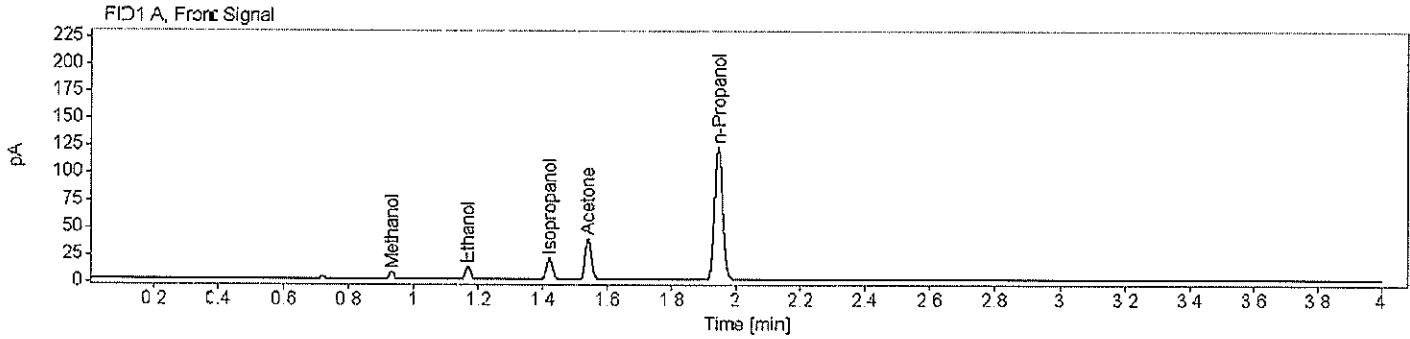


KMP

**Houston Forensic Science Center, Inc.**  
**Comparative and Analytical Division - Toxicology**  
**Volatiles Analysis Chromatograms**



Sample Name: SS Description: Lot: FN07272001 Vial Number: 3  
 Instrument: Headspace 3 Acq. Method: ALC.M Injection Date: 5/6/2022 8:19:29 AM  
 Data file: C:\Chem32\11\Data\ALC\_20220506\_TEST 2022-05-06 08-00-05\003F0301.D



Name FID1A

Compound	Peak Symmetry	Peak to Valley Ratio	RT [min]	Expected RT [min]	Area	Concentration [g/100 mL]
Methanol	1.07732		0.934	0.934	7.0010	0.0118
Ethanol	0.85779		1.170	1.169	13.8788	0.0117
Isopropanol	0.86129		1.421	1.421	26.6269	0.0101
Acetone	0.86243		1.541	1.541	53.0683	0.0107
n-Propano	0.88287		1.946	1.946	213.5072	0.0100

Name FID2B

Compound	Peak Symmetry	Peak to Valley Ratio	RT [min]	Expected RT [min]	Area	Concentration [g/100 mL]
Methanol	1.43333		0.862	0.862	8.0022	0.0117
Ethanol	0.93477		1.018	1.019	15.7792	0.0116
Acetone	0.92185	938.502233196669	1.089	1.090	60.2679	0.0107
Isopropanol	0.91017	453.729919199201	1.149	1.150	30.5338	0.0101
n-Propano	0.94594		1.579	1.579	242.2063	0.0100

KMY