



Houston Forensic Science Center

Comparative and Analytical Division - Toxicology

Headspace GC Maintenance Log

Instrument: Headspace 3

Date	N ₂ Tank Pressure	H ₂ Tank Pressure	Air Tank Pressure	He Tank Pressure	Air Control	SS	Comments	Signature
					Pass/Fail	Pass/Fail		
11/28/18	70 2250	70 1550	70 1500	70 2500	Pass	Pass		JC
11/29/18	70 2200	70 1550	70 1200	70 2450	Pass	Pass		[Signature]
 	 	 	 	 	 	 	 	
 	 	 	 	 	 	 	 	
 	 	 	 	 	 	 	 	
 	 	 	 	 	 	 	 	

Form Complete Date/Signature: Brooke Mendenhall 12/3/18

BAM
12/3/18

SEQUENCE PARAMETERS

Sequence : C:\CHEM32\1\SEQUENCE\ALC_20181128_TEST.S
Operator : Valerie L Coronado
Data File Naming : Auto
Data Directory : C:\Chem32\1\Data\
Data Subdirectory : ALC_20181128_TEST
Barcode Reader : not used
Shutdown Cmd/Macro : macro "shutdowncm.mac",go
Sequence Comment : I.S. Lot: 181108-IS Pipette: Hamilton 1742
Part of Methods to run: According to Runtime Checklist
Update Master Method (Data Analysis parameters): No

SEQUENCE TABLE:
=====

Line : 1F
Location : 1
Sample Information :
Sample Name : Air Control
Method Name : VOLATILES
Sample Type : Sample

=====

Line : 2F
Location : 2
Sample Information :
Sample Name : Air Control
Method Name : VOLATILES
Sample Type : Sample

=====

Line : 3F
Location : 3
Sample Information : Lot: FN10221601
Sample Name : SS
Method Name : VOLATILES
Sample Type : Sample

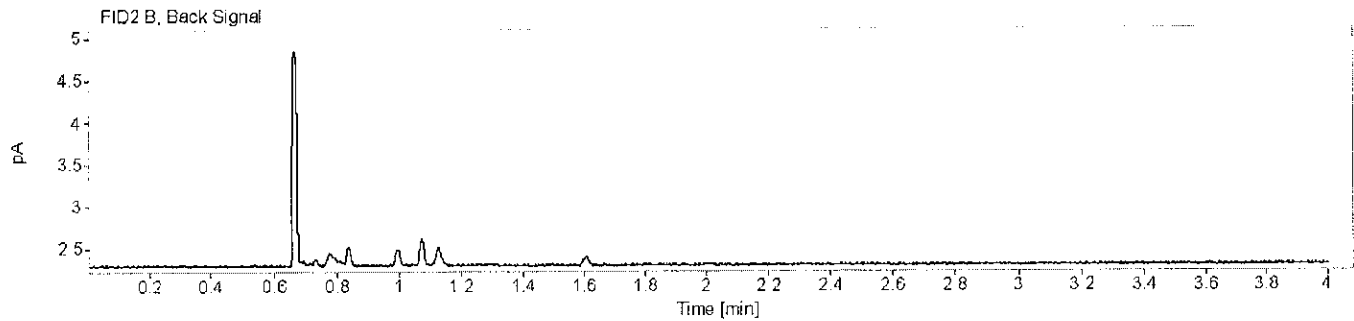
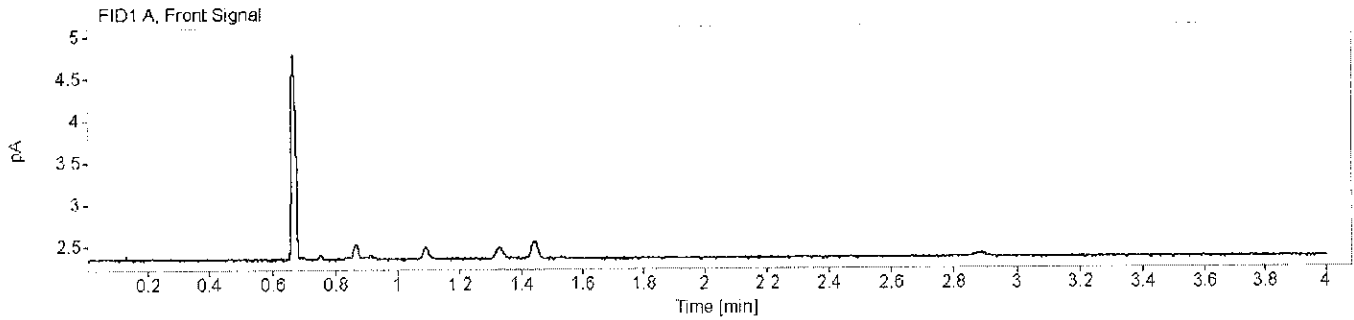
=====

VC

Houston Forensic Science Center, Inc.
Forensic Analysis Division
Toxicology - Volatile Analysis Chromatograms



Sample name: Air Control Description: Vial Number: 1
Instrument: Headspace 3 Acq. method: VOLATILES.M Injection date: 11/28/2018 8:42:37 AM
Data file: C:\Chem32\1\Data\ALC_20181128_TEST\ALC_20181128_TEST 2018-11-28 08-28-04\001F0101.D

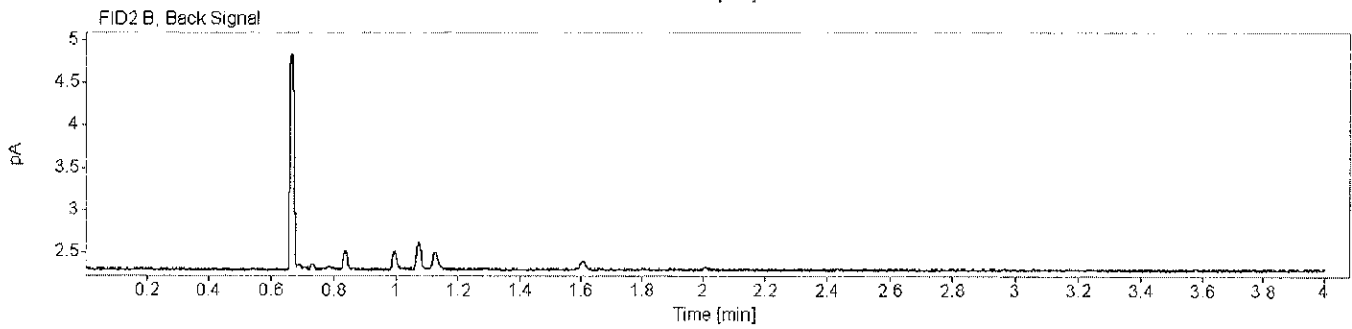
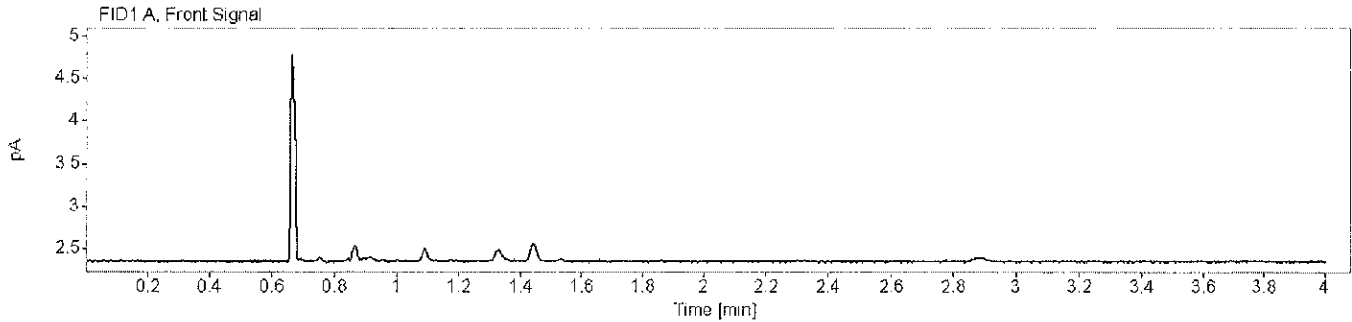


✓

Houston Forensic Science Center, Inc.
Forensic Analysis Division
Toxicology - Volatile Analysis Chromatograms



Sample name: Air Control Description: Vial Number: 2
Instrument: Headspace 3 Acq. method: VOLATILES.M Injection date: 11/28/2018 8:47:07 AM
Data file: C:\Chem32\1\Data\ALC_20181128_TEST\ALC_20181128_TEST 2018-11-28 08-28-04\002F0201.D

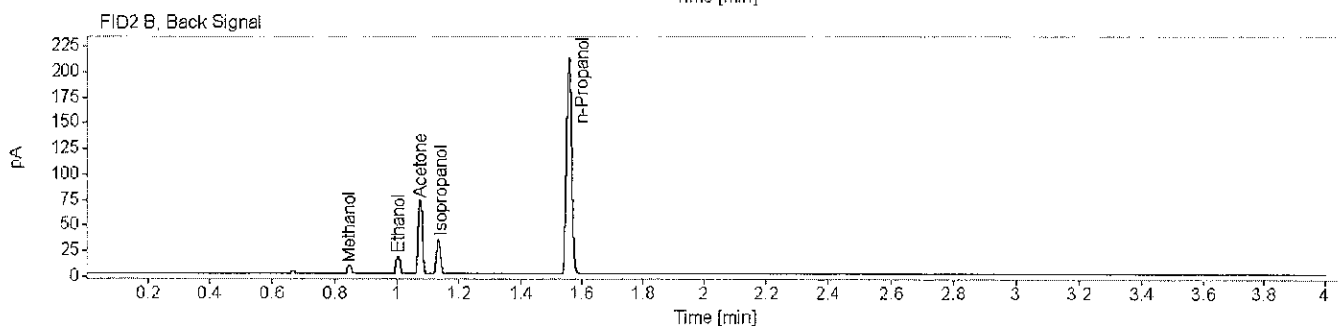
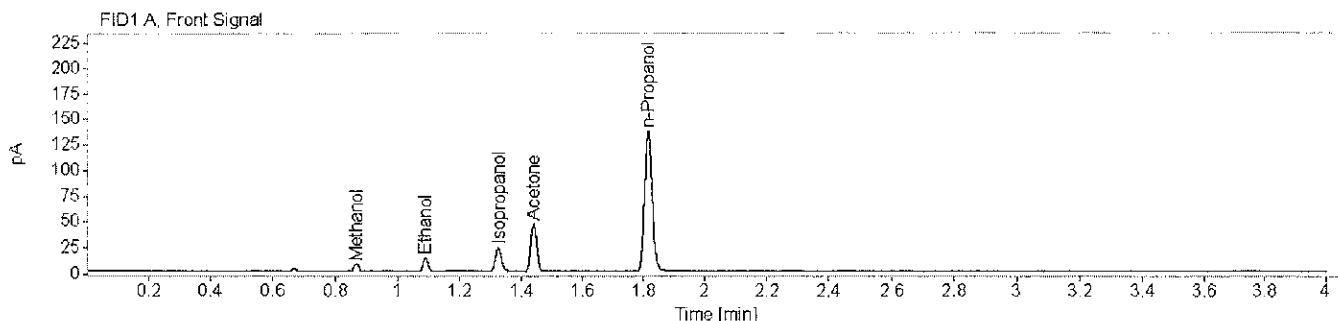


VC

Houston Forensic Science Center, Inc.
Forensic Analysis Division
Toxicology - Volatile Analysis Chromatograms



Sample name: SS Description: Lot: FN10221601 Vial Number: 3
 Instrument: Headspace 3 Acq. method: VOLATILES.M Injection date: 11/28/2018 8:53:00 AM
 Data file: C:\Chem32\1\Data\ALC_20181128_TEST\ALC_20181128_TEST 2018-11-28 08-28-04\003F0301.D



Name FID1A

Compound	Peak Symmetry	Peak to Valley Ratio	RT [min]	Expected RT[min]	Area	Concentration [g/100 mL]
Methanol	1.04325		0.868	0.868	7.9210	0.0120
Ethanol	0.80970		1.089	1.088	15.6250	0.0119
Isopropanol	0.83704		1.325	1.324	30.7119	0.0106
Acetone	0.90521		1.440	1.439	62.9453	0.0115
n-Propanol	0.85457		1.815	1.816	236.7569	0.0100

Name FID2B

Compound	Peak Symmetry	Peak to Valley Ratio	RT [min]	Expected RT[min]	Area	Concentration [g/100 mL]
Methanol	0.98756		0.848	0.854	8.2362	0.0119
Ethanol	0.90289	384.650532605794	1.004	1.011	16.3663	0.0119
Acetone	0.90453	833.31270387795	1.075	1.081	65.1967	0.0115
Isopropanol	0.87792	389.770012257127	1.134	1.144	32.1386	0.0107
n-Propanol	0.93407		1.558	1.574	244.2160	0.0100

vc

SEQUENCE PARAMETERS

Sequence : C:\CHEM32\1\SEQUENCE\ALC_20181129_TEST.S
Operator : Ashley Ann Johnson, M.S.
Data File Naming : Auto
Data Directory : C:\Chem32\1\Data\
Data Subdirectory : ALC_20181129_TEST
Barcode Reader : not used
Shutdown Cmd/Macro : macro "shutdowncm.mac",go
Sequence Comment : I.S. Lot: 181108-IS Pipette: Hamilton 1742
Part of Methods to run: According to Runtime Checklist
Update Master Method (Data Analysis parameters): No

SEQUENCE TABLE:
=====

Line : 1F
Location : 1
Sample Information :
Sample Name : Air Control
Method Name : VOLATILES
Sample Type : Sample

=====

Line : 2F
Location : 2
Sample Information :
Sample Name : Air Control
Method Name : VOLATILES
Sample Type : Sample

=====

Line : 3F
Location : 3
Sample Information : Lot: FN10221601
Sample Name : SS
Method Name : VOLATILES
Sample Type : Sample

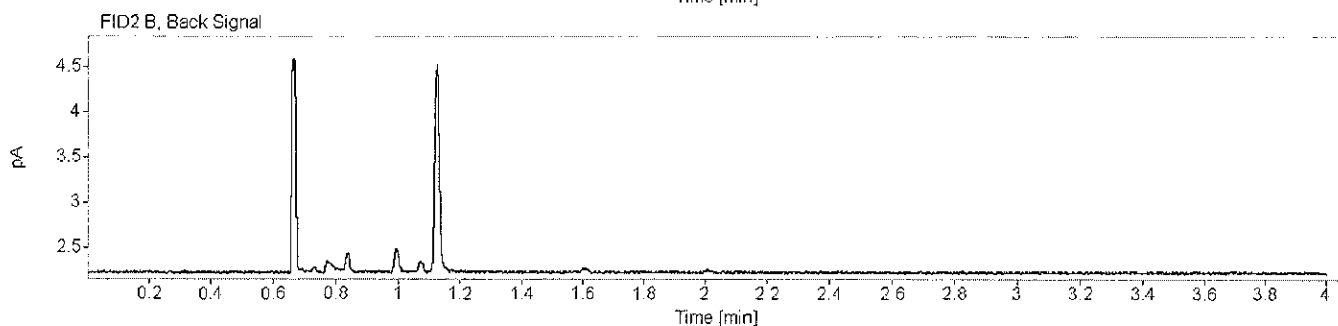
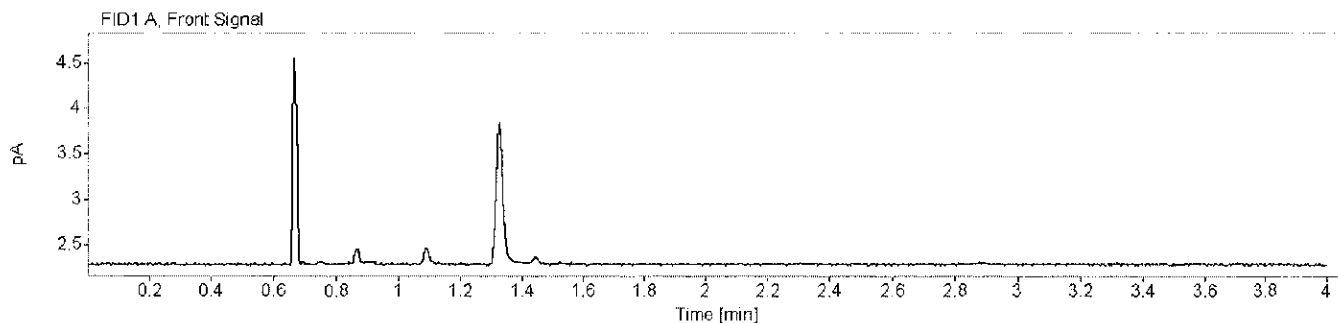
=====



Houston Forensic Science Center, Inc.
Forensic Analysis Division
Toxicology - Volatile Analysis Chromatograms



Sample name: Air Control Description: Vial Number: 1
Instrument: Headspace 3 Acq. method: VOLATILES.M Injection date: 11/29/2018 9:03:05 AM
Data file: C:\Chem32\1\Data\ALC_20181129_TEST\ALC_20181129_TEST 2018-11-29 08-54-03\001F0101.D

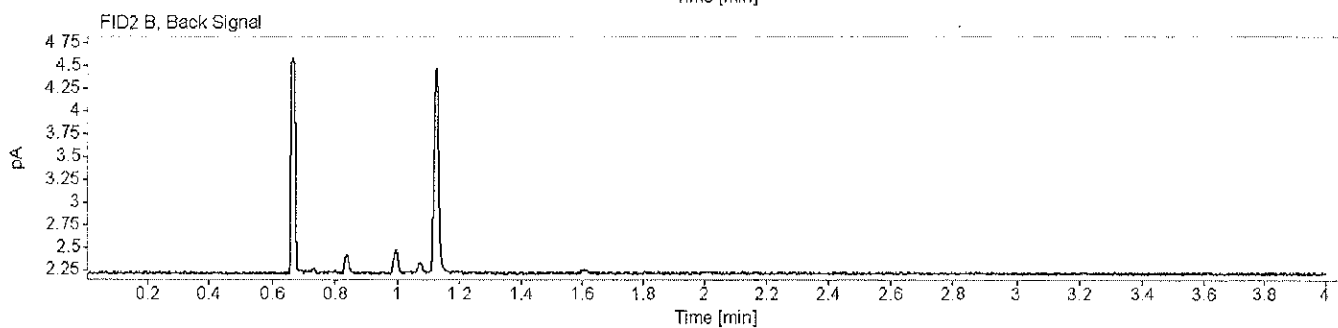
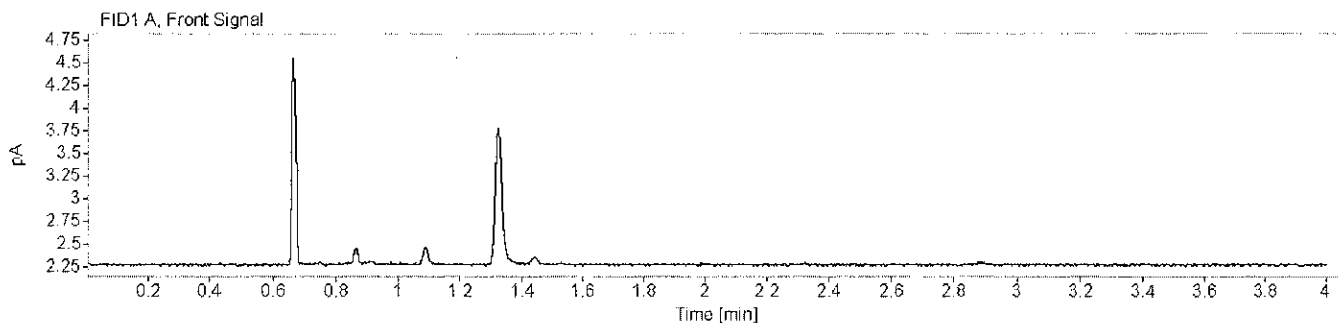


oay

Houston Forensic Science Center, Inc.
Forensic Analysis Division
Toxicology - Volatile Analysis Chromatograms



Sample name: Air Control Description: Vial Number: 2
Instrument: Headspace 3 Acq. method: VOLATILES.M Injection date: 11/29/2018 9:07:35 AM
Data file: C:\Chem32\11\Data\ALC_20181129_TEST\ALC_20181129_TEST 2018-11-29 08-54-03\002F0201.D

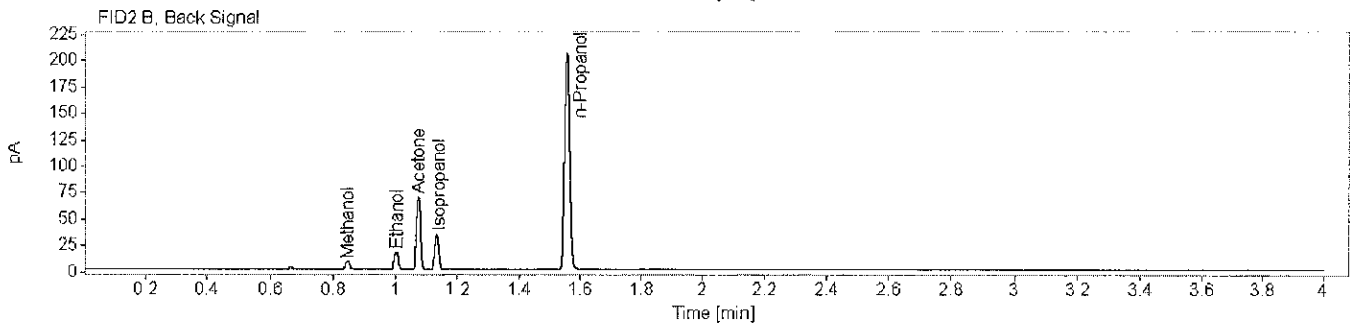
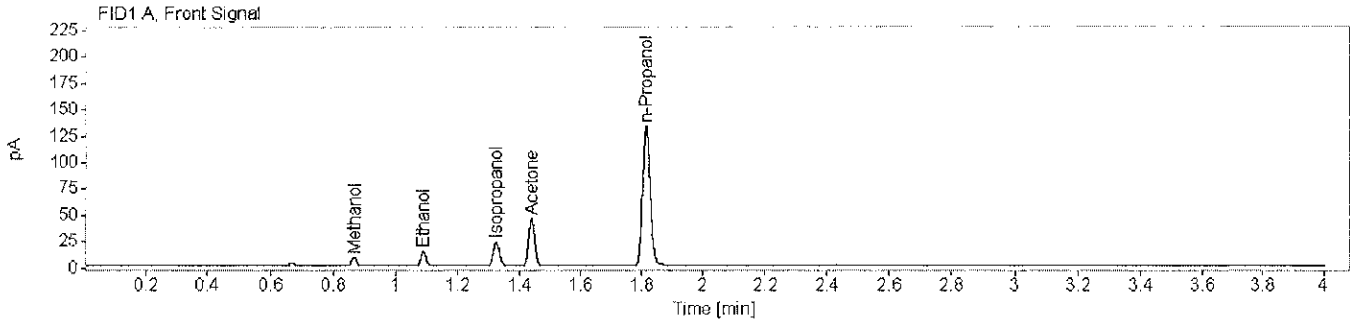


Handwritten signature

Houston Forensic Science Center, Inc.
Forensic Analysis Division
Toxicology - Volatile Analysis Chromatograms



Sample name: SS Description: Lot: FN10221601 Vial Number: 3
 Instrument: Headspace 3 Acq. method: VOLATILES.M Injection date: 11/29/2018 9:13:28 AM
 Data file: C:\Chem32\1\Data\ALC_20181129_TEST\ALC_20181129_TEST 2018-11-29 08-54-03\003F0301.D



Name FID1A

Compound	Peak Symmetry	Peak to Valley Ratio	RT [min]	Expected RT [min]	Area	Concentration [g/100 mL]
Methanol	0.97689		0.868	0.868	8.0912	0.0127
Ethanol	0.81312		1.089	1.088	15.5712	0.0122
Isopropanol	0.84995		1.325	1.324	30.2901	0.0107
Acetone	0.89860		1.440	1.439	60.9904	0.0115
n-Propanol	0.84875		1.815	1.816	230.1691	0.0100

Name FID2B

Compound	Peak Symmetry	Peak to Valley Ratio	RT [min]	Expected RT [min]	Area	Concentration [g/100 mL]
Methanol	1.15738		0.848	0.854	8.2561	0.0123
Ethanol	0.91153	400.794623791599	1.004	1.011	16.2175	0.0121
Acetone	0.91026	734.160924179748	1.075	1.081	63.0086	0.0115
Isopropanol	0.87827	350.052708821194	1.134	1.144	31.5853	0.0108
n-Propanol	0.92990		1.559	1.574	236.8460	0.0100

aqj