



Houston Forensic Science Center  
Comparative and Analytical Division - Toxicology

Headspace GC Maintenance Log

Instrument: Headspace 3

Date	N <sub>2</sub> Tank Pressure	H <sub>2</sub> Tank Pressure	Air Tank Pressure	He Tank Pressure	Air Control	SS	Comments	Signature
					Pass/Fail	Pass/Fail		
11/13/18	70 500	70 1600	70 1050	70 700	Pass	Pass		VC
11/14/18	70 400	70 1600	70 900	70 700	Pass	Pass		ay
<del> </del>	<del> </del>	<del> </del>	<del> </del>	<del> </del>	<del> </del>	<del> </del>	<del> </del>	<del> </del>
<del> </del>	<del> </del>	<del> </del>	<del> </del>	<del> </del>	<del> </del>	<del> </del>	<del> </del>	<del> </del>
<del> </del>	<del> </del>	<del> </del>	<del> </del>	<del> </del>	<del> </del>	<del> </del>	<del> </del>	<del> </del>

Form Complete Date/Signature: Brooke Mendonall 11/19/18

BAM  
11/19/18

-----  
SEQUENCE PARAMETERS  
-----

Sequence : C:\CHEM32\1\SEQUENCE\ALC\_20181113\_TEST.S  
Operator : Valerie L Coronado  
Data File Naming : Auto  
Data Directory : C:\Chem32\1\Data\  
Data Subdirectory : ALC\_20181113\_TEST  
Barcode Reader : not used  
Shutdown Cmd/Macro : macro "shutdowncm.mac",go  
Sequence Comment : I.S. Lot: 181015-IS Pipette: Hamilton 7903  
Part of Methods to run: According to Runtime Checklist  
Update Master Method (Data Analysis parameters): No

SEQUENCE TABLE:  
=====

Line : 1F  
Location : 1  
Sample Information :  
Sample Name : Air Control  
Method Name : VOLATILES  
Sample Type : Sample  
-----

=====

Line : 2F  
Location : 2  
Sample Information :  
Sample Name : Air Control  
Method Name : VOLATILES  
Sample Type : Sample  
-----

=====

Line : 3F  
Location : 3  
Sample Information : Lot: FN10221601  
Sample Name : SS  
Method Name : VOLATILES  
Sample Type : Sample  
-----

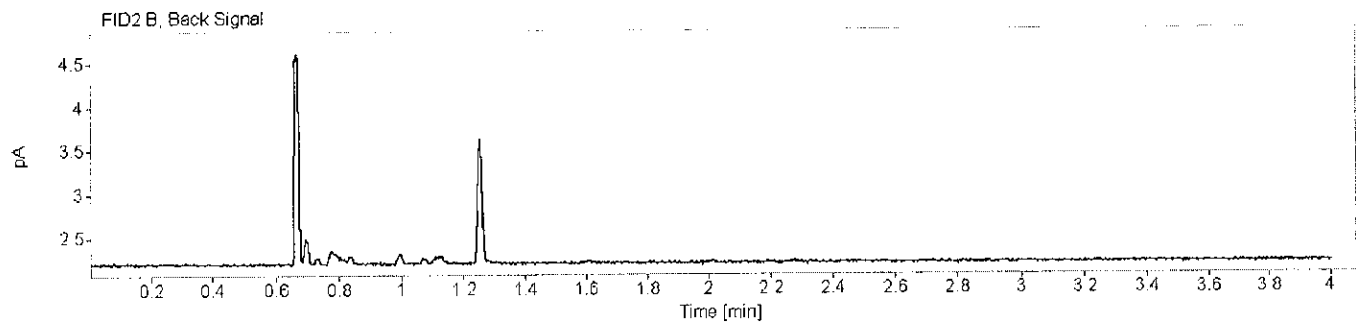
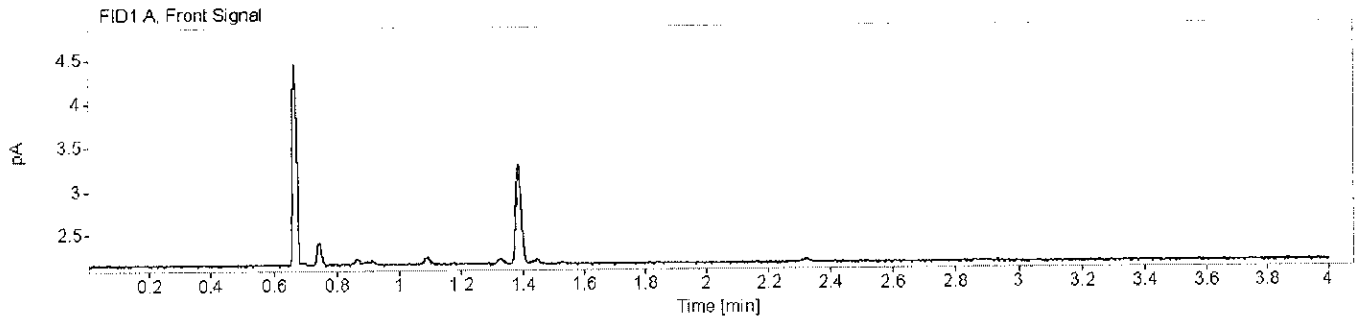
=====

VC

**Houston Forensic Science Center, Inc.**  
**Forensic Analysis Division**  
**Toxicology - Volatile Analysis Chromatograms**



Sample name: Air Control Description: Vial Number: 1  
Instrument: Headspace 3 Acq. method: VOLATILES.M Injection date: 11/13/2018 11:09:23 AM  
Data file: C:\Chem32\1\Data\ALC\_20181113\_TEST\ALC\_20181113\_TEST 2018-11-13 11-00-21\001F0101.D

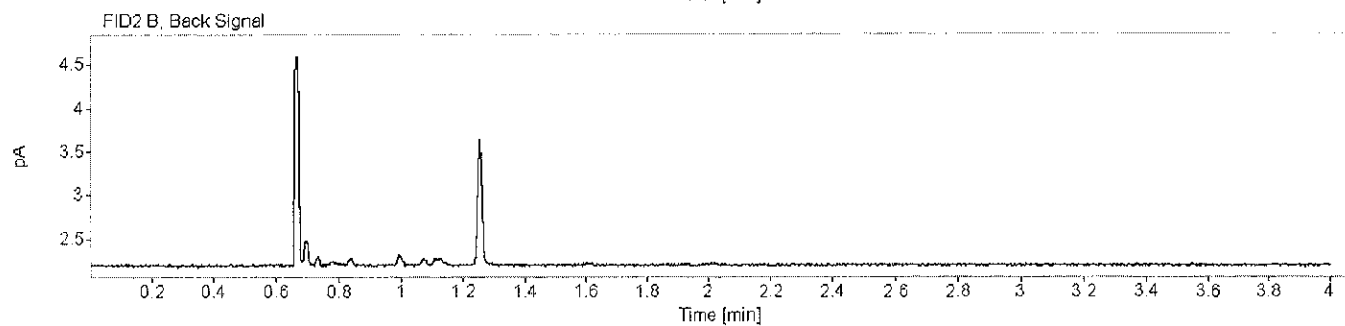
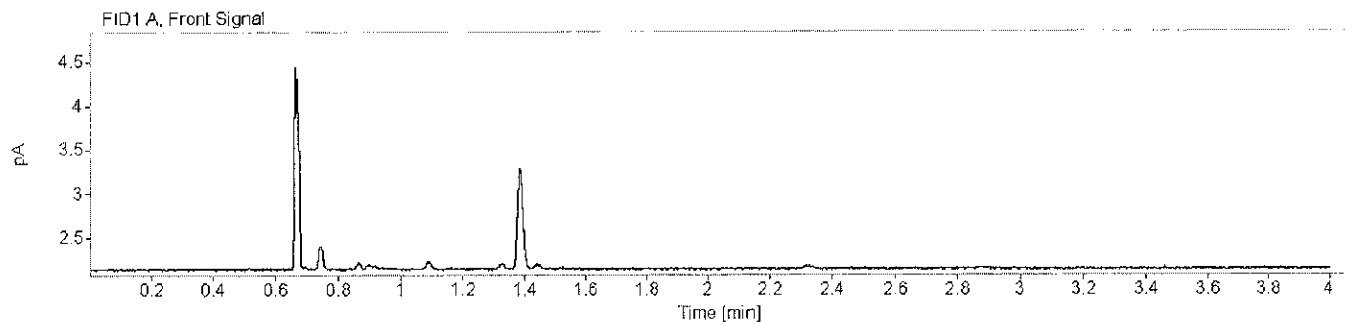


VC

**Houston Forensic Science Center, Inc.**  
**Forensic Analysis Division**  
**Toxicology - Volatile Analysis Chromatograms**



Sample name: Air Control Description: Vial Number: 2  
Instrument: Headspace 3 Acq. method: VOLATILES.M Injection date: 11/13/2018 11:13:53 AM  
Data file: C:\Chem32\1\Data\ALC\_20181113\_TEST\ALC\_20181113\_TEST 2018-11-13 11-00-21\002F0201.D

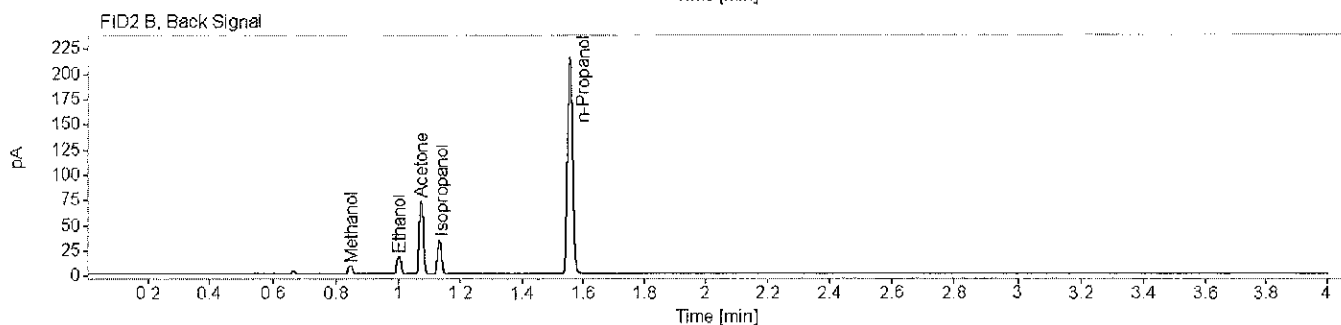
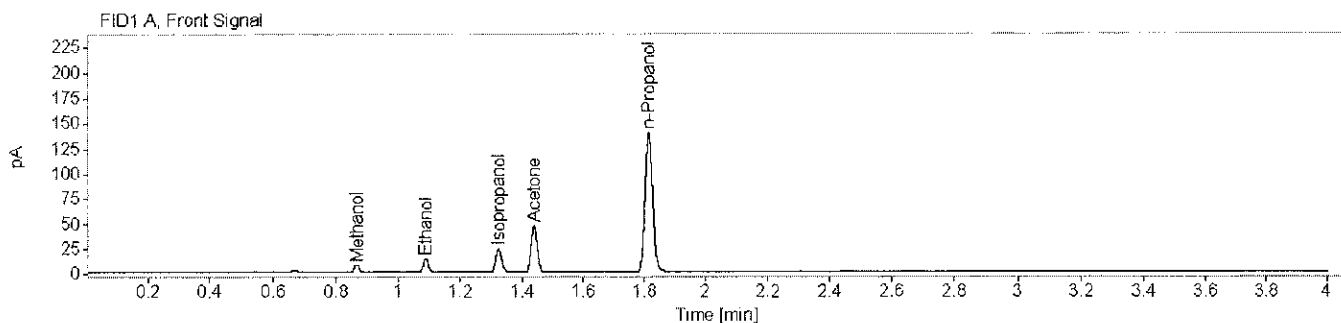


✓C

**Houston Forensic Science Center, Inc.**  
**Forensic Analysis Division**  
**Toxicology - Volatile Analysis Chromatograms**



Sample name: SS Description: Lot: FN10221601 Vial Number: 3  
 Instrument: Headspace 3 Acq. method: VOLATILES.M Injection date: 11/13/2018 11:19:46 AM  
 Data file: C:\Chem32\1\Data\ALC\_20181113\_TEST\ALC\_20181113\_TEST 2018-11-13 11-00-21\003F0301.D



Name FID1A

Compound	Peak Symmetry	Peak to Valley Ratio	RT [min]	Expected RT[min]	Area	Concentration [g/100 mL]
Methanol	0.96895		0.868	0.868	8.2121	0.0123
Ethanol	0.82625		1.089	1.088	15.9782	0.0120
Isopropanol	0.86012		1.325	1.324	31.2142	0.0106
Acetone	0.90711		1.440	1.439	63.5459	0.0114
n-Propanol	0.86758		1.815	1.816	240.6877	0.0100

Name FID2B

Compound	Peak Symmetry	Peak to Valley Ratio	RT [min]	Expected RT[min]	Area	Concentration [g/100 mL]
Methanol	1.22215		0.849	0.854	8.3733	0.0120
Ethanol	0.90794		1.004	1.011	16.5132	0.0118
Acetone	0.90893	615.594896650126	1.075	1.081	65.6037	0.0114
Isopropanol	0.89097	290.294819601439	1.134	1.144	32.4396	0.0106
n-Propanol	0.93367		1.558	1.574	247.2882	0.0100

VC

-----  
SEQUENCE PARAMETERS  
-----

Sequence : C:\CHEM32\1\SEQUENCE\ALC\_20181114\_TEST.S  
Operator : Ashley Ann Johnson, M.S.  
Data File Naming : Auto  
Data Directory : C:\Chem32\1\Data\  
Data Subdirectory : ALC\_20181114\_TEST  
Barcode Reader : not used  
Shutdown Cmd/Macro : macro "shutdowncm.mac",go  
Sequence Comment : I.S. Lot: 181015-IS Pipette: Hamilton 1742  
Part of Methods to run: According to Runtime Checklist  
Update Master Method (Data Analysis parameters): No

SEQUENCE TABLE:  
=====

Line : 1F  
Location : 1  
Sample Information :  
Sample Name : Air Control  
Method Name : VOLATILES  
Sample Type : Sample  
-----


=====

Line : 2F  
Location : 2  
Sample Information :  
Sample Name : Air Control  
Method Name : VOLATILES  
Sample Type : Sample  
-----

=====

Line : 3F  
Location : 3  
Sample Information : Lot: FN10221601  
Sample Name : SS  
Method Name : VOLATILES  
Sample Type : Sample  
-----

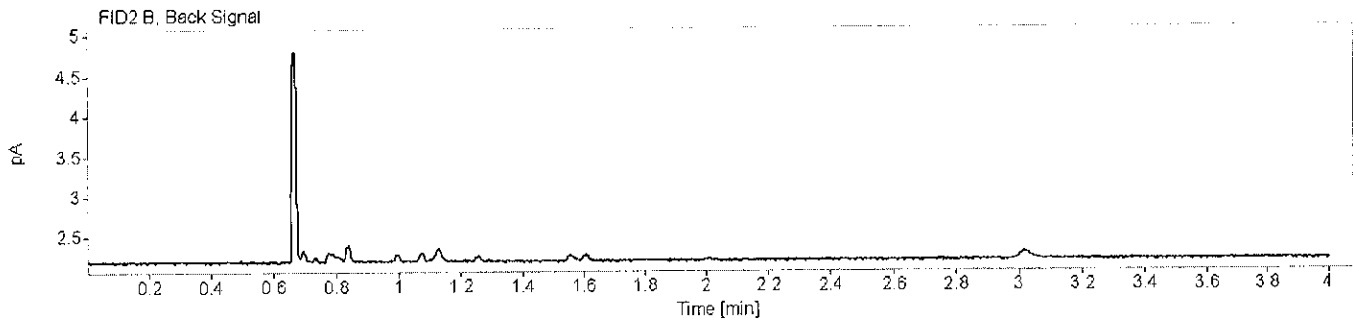
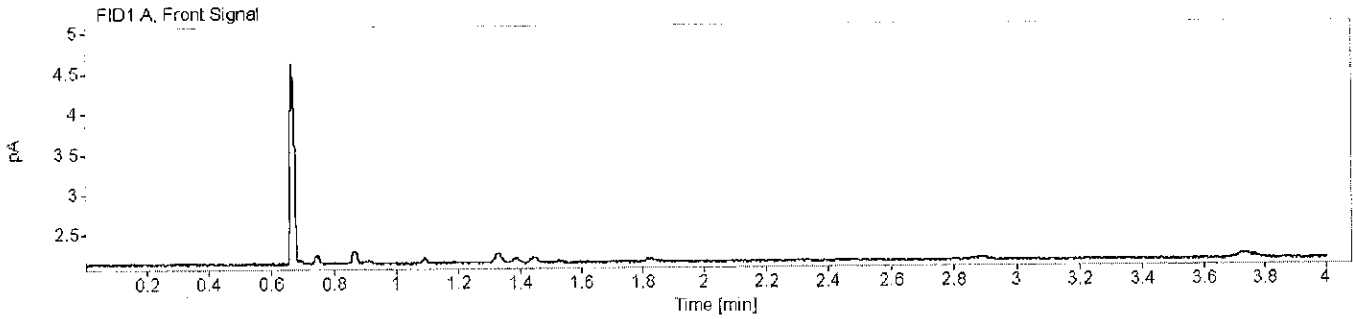
=====



**Houston Forensic Science Center, Inc.**  
**Forensic Analysis Division**  
**Toxicology - Volatile Analysis Chromatograms**



Sample name: Air Control Description: Vial Number: 1  
Instrument: Headspace 3 Acq. method: VOLATILES.M Injection date: 11/14/2018 9:19:33 AM  
Data file: C:\Chem32\1\Data\ALC\_20181114\_TEST\ALC\_20181114\_TEST 2018-11-14 09-04-58\001F0101.D

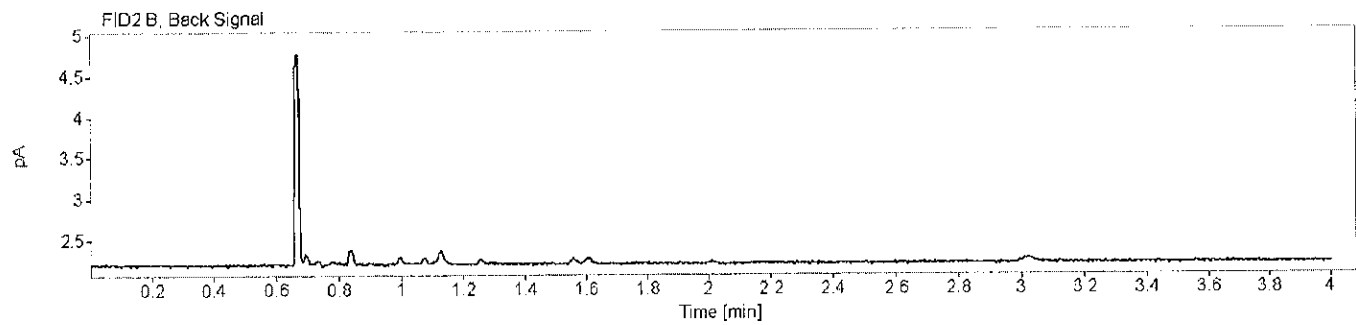
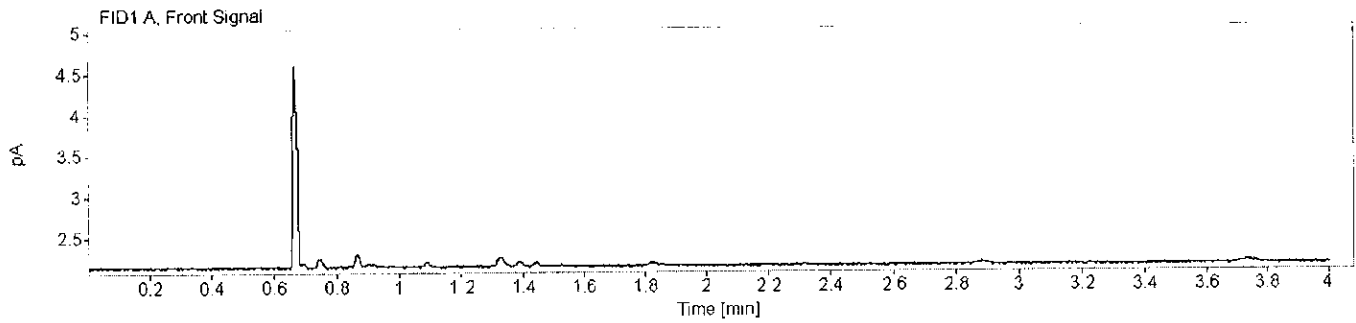


*CAF*

**Houston Forensic Science Center, Inc.**  
**Forensic Analysis Division**  
**Toxicology - Volatile Analysis Chromatograms**



Sample name: Air Control Description: Vial Number: 2  
Instrument: Headspace 3 Acq. method: VOLATILES.M Injection date: 11/14/2018 9:24:02 AM  
Data file: C:\Chem32\1\Data\ALC\_20181114\_TEST\ALC\_20181114\_TEST 2018-11-14 09-04-58\002F0201.D

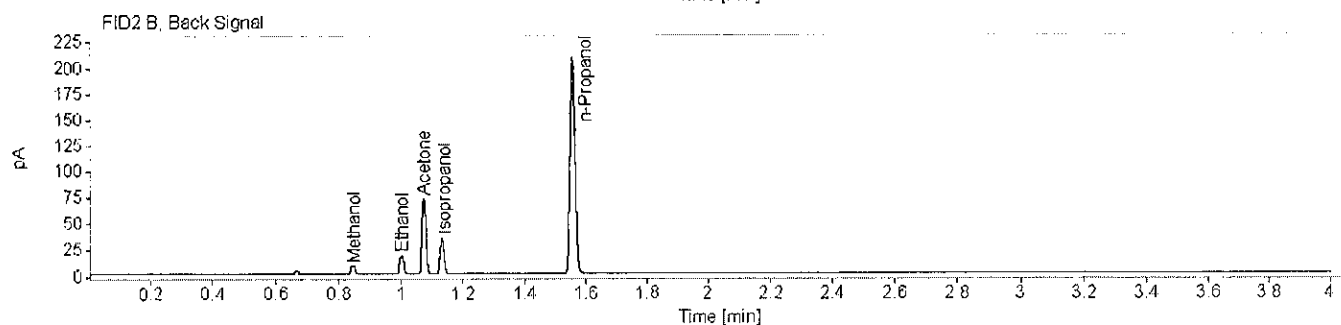
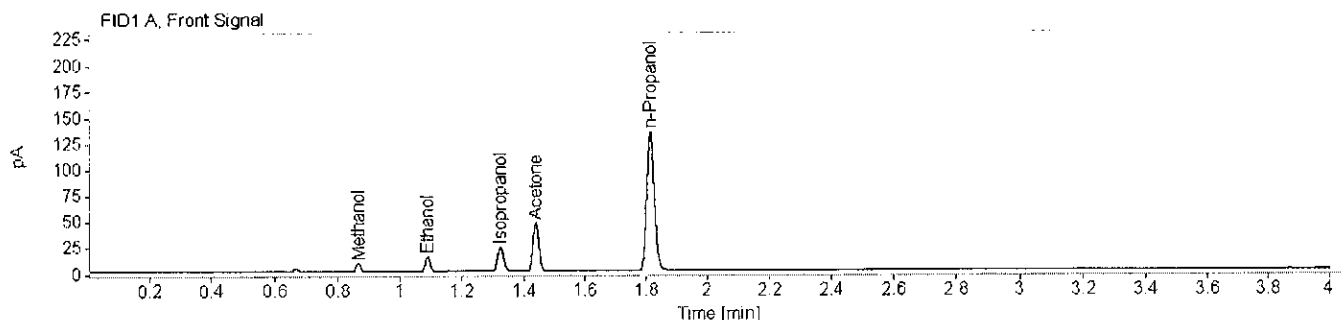




**Houston Forensic Science Center, Inc.**  
**Forensic Analysis Division**  
**Toxicology - Volatile Analysis Chromatograms**



Sample name: SS Description: Lot: FN10221601 Vial Number: 3  
 Instrument: Headspace 3 Acq. method: VOLATILES.M Injection date: 11/14/2018 9:29:56 AM  
 Data file: C:\Chem32\1\Data\ALC\_20181114\_TEST\ALC\_20181114\_TEST 2018-11-14 09-04-58\003F0301.D



Name FID1A ✓

Compound	Peak Symmetry	Peak to Valley Ratio	RT [min]	Expected RT[min]	Area	Concentration [g/100 mL]
Methanol	0.99971		0.868	0.868	8.2665	0.0128
Ethanol	0.84041		1.089	1.088	15.8988	0.0123
Isopropanol	0.86295		1.325	1.324	31.2109	0.0109
Acetone	0.90090		1.440	1.439	63.1344	0.0117
n-Propanol	0.86084		1.815	1.816	233.1412	0.0100

Name FID2B ✓

Compound	Peak Symmetry	Peak to Valley Ratio	RT [min]	Expected RT[min]	Area	Concentration [g/100 mL]
Methanol	1.30499		0.849	0.854	8.4132	0.0124
Ethanol	0.91055	391.670617387954	1.003	1.011	16.6507	0.0123
Acetone	0.90603	688.431547281879	1.075	1.081	65.1944	0.0117
Isopropanol	0.88121	326.4931617498	1.133	1.144	32.5104	0.0110
n-Propanol	0.93332		1.558	1.574	240.0761	0.0100