

Houston Forensic Science Center
Comparative and Analytical Division - Toxicology

Headspace GC Maintenance Log

Instrument: Headspace 3

Date	N ₂ Tank Pressure	H ₂ Tank Pressure	Air Tank Pressure	He Tank Pressure	Air Control	SS	Comments	Signature
					Pass/Fail	Pass/Fail		
9/17/18	70 6w	70 2000	70 1500	70 2400	Pass	Pass		[Signature]
9/18/18	70 600	70 2000	70 1300	70 2350	Pass	Pass		[Signature]
9/21/18	70 500	70 2000	70 900	70 2300	Pass	Pass		[Signature]
 								
 								

Form Complete Date/Signature: Brooke Mendenhall 9/24/18

BAM
9/24/18

SEQUENCE PARAMETERS

Sequence : C:\CHEM32\1\SEQUENCE\2018-09\ALC_20180917_TEST.S
Operator : Andrea S Gooden, M.S.
Data File Naming : Auto
Data Directory : C:\Chem32\1\Data\
Data Subdirectory : ALC_20180917_TEST
Barcode Reader : not used
Shutdown Cmd/Macro : macro "shutdowncm.mac",go
Sequence Comment : I.S. Lot: 180821-IS Pipette: Hamilton 1742
Part of Methods to run: According to Runtime Checklist
Update Master Method (Data Analysis parameters): No

SEQUENCE TABLE:
=====

Line : 1F
Location : 1
Sample Information :
Sample Name : Air Control
Method Name : VOLATILES
Sample Type : Sample

=====

Line : 2F
Location : 2
Sample Information :
Sample Name : Air Control
Method Name : VOLATILES
Sample Type : Sample

=====

Line : 3F
Location : 3
Sample Information : Lot: FN03251502
Sample Name : SS
Method Name : VOLATILES
Sample Type : Sample

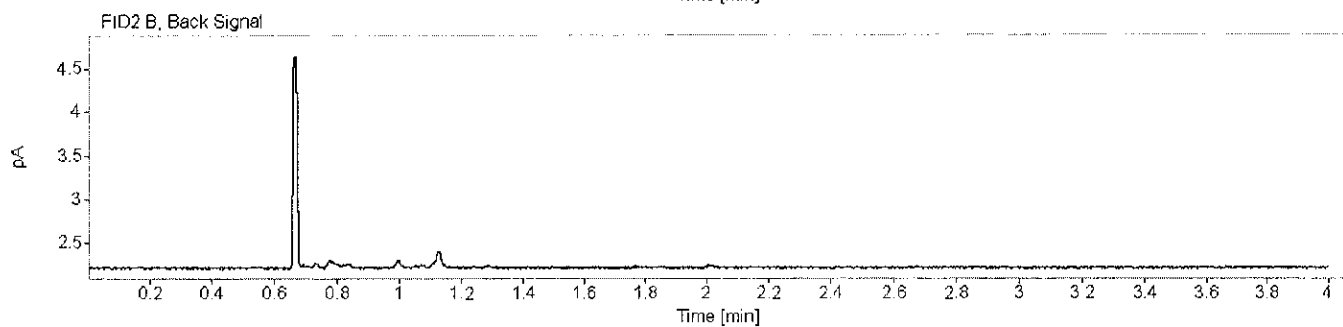
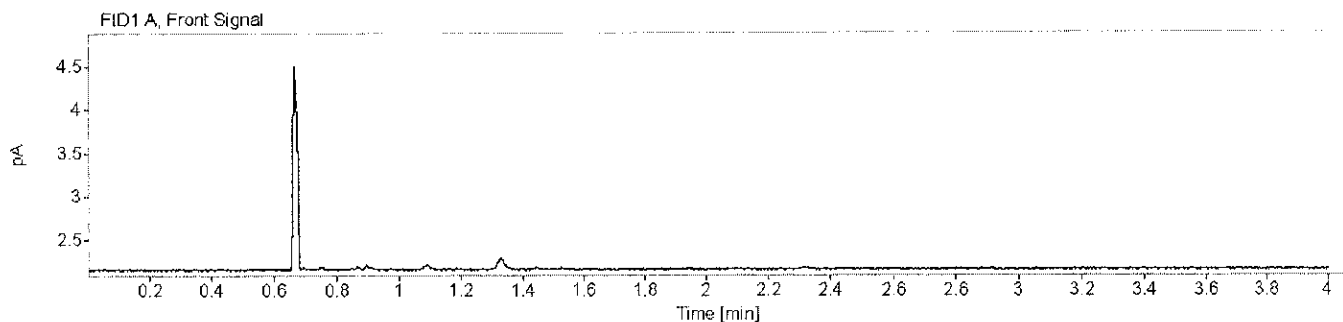
=====

AS

Houston Forensic Science Center, Inc.
Forensic Analysis Division
Toxicology - Volatile Analysis Chromatograms



Sample name: Air Control Description: Vial Number: 1
Instrument: Headspace 3 Acq. method: VOLATILES.M Injection date: 9/17/2018 10:05:18 AM
Data file: C:\Chem32\11\Data\ALC_20180917_TEST\ALC_20180917_TEST 2018-09-17 09-50-44\001F0101.D

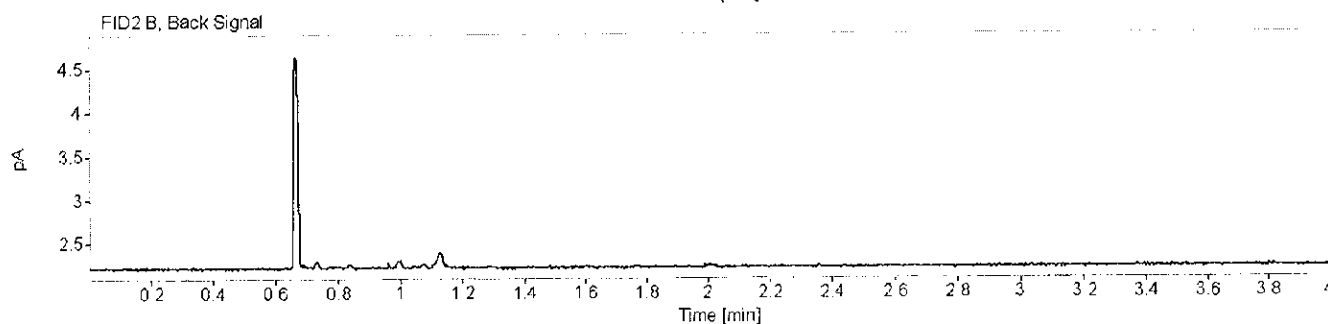
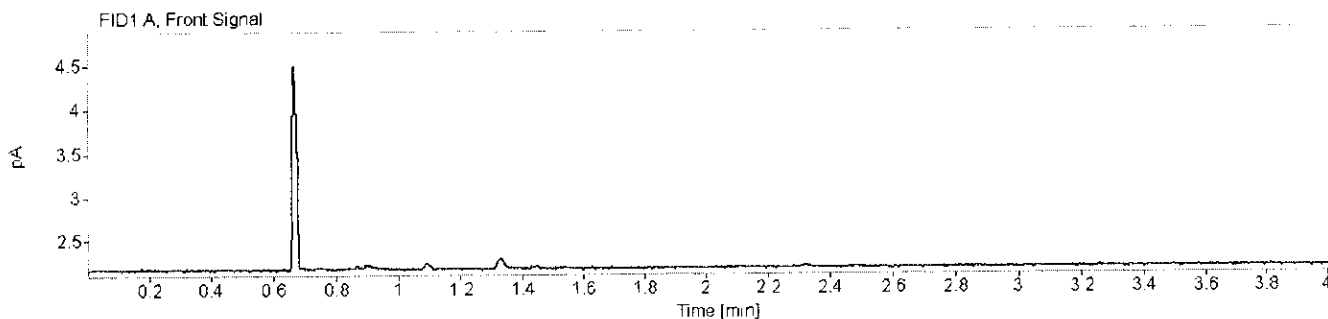


ASL

Houston Forensic Science Center, Inc.
Forensic Analysis Division
Toxicology - Volatile Analysis Chromatograms



Sample name: Air Control Description: Vial Number: 2
Instrument: Headspace 3 Acq. method: VOLATILES.M Injection date: 9/17/2018 10:09:49 AM
Data file: C:\Chem32\1\Data\ALC_20180917_TEST\ALC_20180917_TEST 2018-09-17 09-50-44\002F0201.D

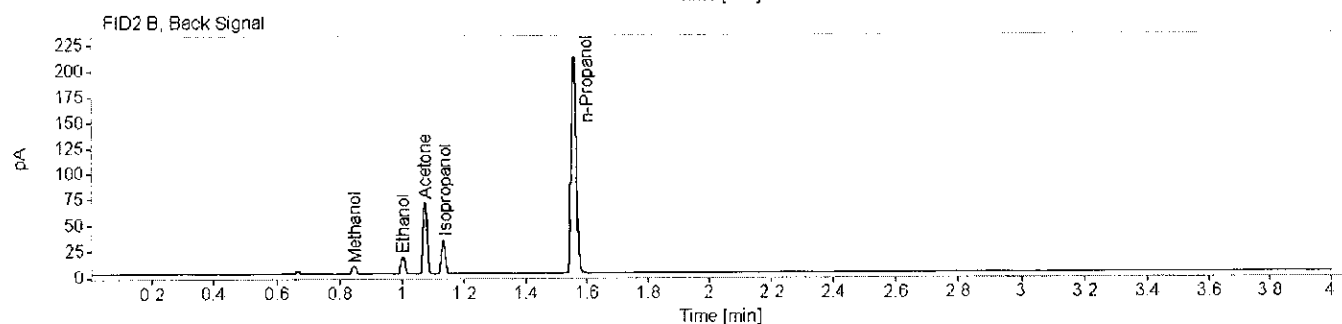
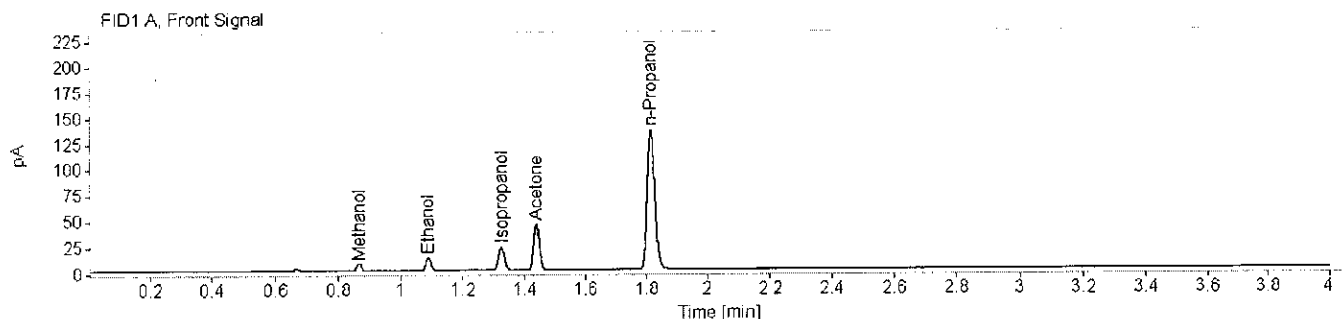


AS

Houston Forensic Science Center, Inc.
Forensic Analysis Division
Toxicology - Volatile Analysis Chromatograms



Sample name: SS Description: Lot: FN03251502 Vial Number: 3
 Instrument: Headspace 3 Acq. method: VOLATILES.M Injection date: 9/17/2018 10:15:41 AM
 Data file: C:\Chem32\1\Data\ALC_20180917_TEST\ALC_20180917_TEST 2018-09-17 09-50-44\003F0301.D



Name FID1A

Compound	Peak Symmetry	Peak to Valley Ratio	RT [min]	Expected RT[min]	Area	Concentration [g/100 mL]
Methanol	0.99116		0.869	0.868	7.8804	0.0120
Ethanol	0.79842		1.090	1.088	15.3583	0.0117
Isopropanol	0.83765		1.325	1.324	30.5590	0.0105
Acetone	0.90034		1.440	1.439	61.0399	0.0112
n-Propanol	0.84487		1.815	1.816	236.2182	0.0100

Name FID2B

Compound	Peak Symmetry	Peak to Valley Ratio	RT [min]	Expected RT[min]	Area	Concentration [g/100 mL]
Methanol	1.26286		0.849	0.854	7.9771	0.0116
Ethanol	0.89629	381.557855212734	1.004	1.011	16.2113	0.0118
Acetone	0.91052	555.012255895979	1.076	1.081	63.1507	0.0112
Isopropanol	0.87257	266.502366397771	1.134	1.144	31.9404	0.0106
n-Propanol	0.92669		1.560	1.574	243.2081	0.0100

SEQUENCE PARAMETERS

Sequence : C:\CHEM32\1\SEQUENCE\2018-09\ALC_20180918_TEST.S
Operator : Ashley Ann Johnson, M.S.
Data File Naming : Auto
Data Directory : C:\Chem32\1\Data\
Data Subdirectory : ALC_20180918_TEST
Barcode Reader : not used
Shutdown Cmd/Macro : macro "shutdowncm.mac",go
Sequence Comment : I.S. Lot: 180821-IS Pipette: Hamilton 1742
Part of Methods to run: According to Runtime Checklist
Update Master Method (Data Analysis parameters): No

SEQUENCE TABLE:
=====

Line : 1F
Location : 1
Sample Information :
Sample Name : Air Control
Method Name : VOLATILES
Sample Type : Sample


=====

Line : 2F
Location : 2
Sample Information :
Sample Name : Air Control
Method Name : VOLATILES
Sample Type : Sample

=====

Line : 3F
Location : 3
Sample Information : Lot: FN03251502
Sample Name : SS
Method Name : VOLATILES
Sample Type : Sample

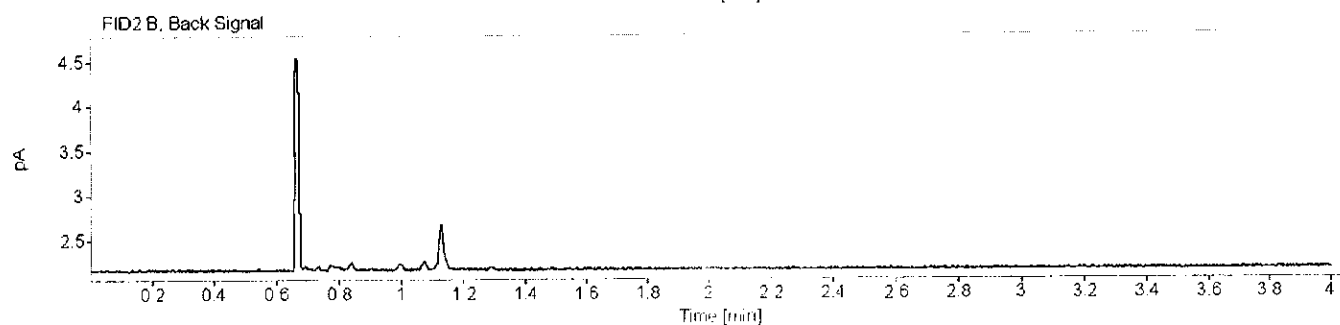
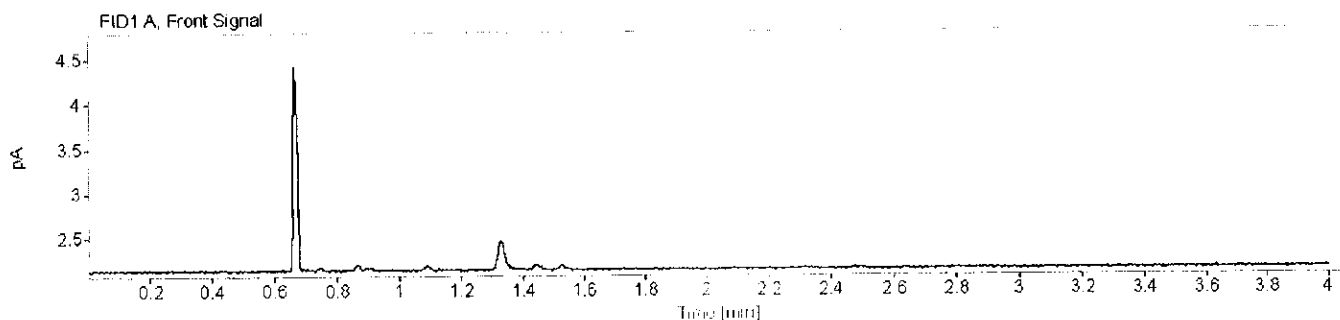
=====



Houston Forensic Science Center
Forensic Analysis Division
Toxicology - Volatile Analysis Chromatograms



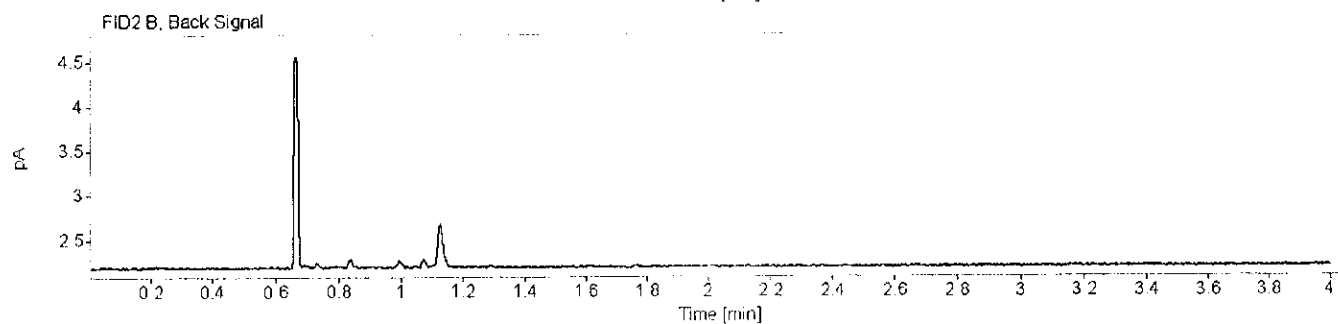
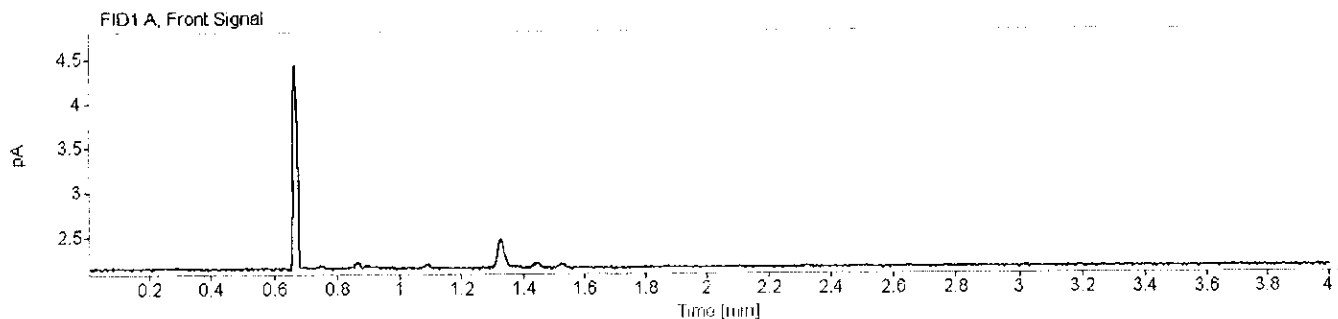
Sample name: Air Control Description: Vial Number: 1
Instrument: Headspace 3 Acq. method: VOLATILES.M Injection date: 9/18/2018 11:17:13 AM
Data file: C:\Chem32\1\Data\ALC_20180918_TEST\ALC_20180918_TEST 2018-09-18 11-02-40\001F0101.D



Houston Forensic Science Center, Inc.
Forensic Analysis Division
Toxicology - Volatile Analysis Chromatograms



Sample name: Air Control Description: Vial Number: 2
Instrument: Headspace 3 Acq. method: VOLATILES.M Injection date: 9/18/2018 11:21:43 AM
Data file: C:\Chem32\1\Data\ALC_20180918_TEST\ALC_20180918_TEST 2018-09-18 11-02-40\002F0201.D

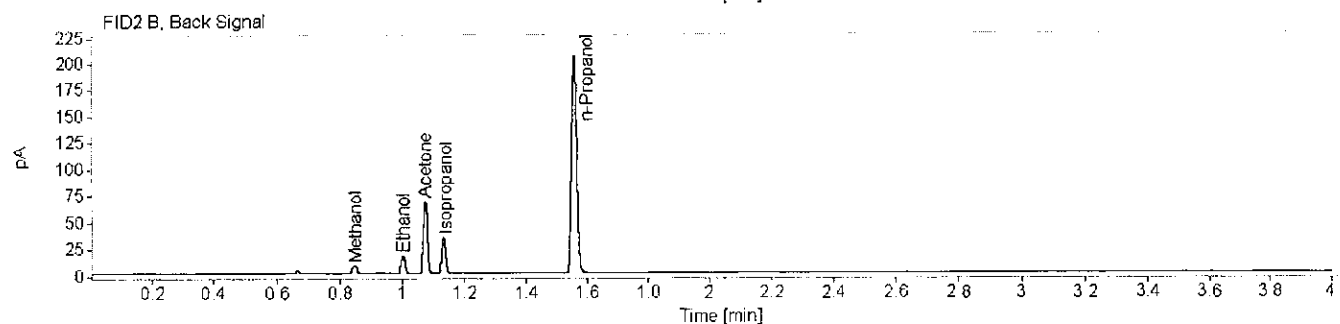
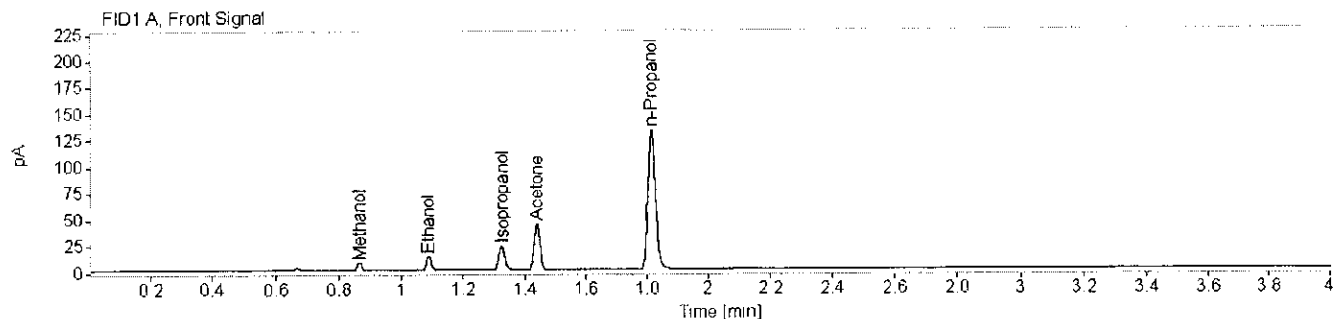


QAY

Houston Forensic Science Center, Inc.
Forensic Analysis Division
Toxicology - Volatile Analysis Chromatograms



Sample name: SS Description: Lot: FN03251502 Vial Number: 3
 Instrument: Headspace 3 Acq. method: VOLATILES.M Injection date: 9/18/2018 11:27:36 AM
 Data file: C:\Chem32\1\Data\ALC_20180918_TEST\ALC_20180918_TEST 2018-09-18 11-02-40\003F0301.D



Name FID1A ✓ ✓ ✓

Compound	Peak Symmetry	Peak to Valley Ratio	RT [min]	Expected RT[min]	Area	Concentration [g/100 mL]
Methanol	1.00371		0.869	0.868	7.7842	0.0122
Ethanol	0.81276		1.090	1.088	15.1680	0.0119
Isopropanol	0.79844	327.067590566632	1.325	1.324	31.0556	0.0110
Acetone	0.89934	653.315386822384	1.440	1.439	60.0176	0.0113
n-Propanol	0.83477		1.815	1.816	229.9467	0.0100

Name FID2B ✓ ✓ ✓

Compound	Peak Symmetry	Peak to Valley Ratio	RT [min]	Expected RT[min]	Area	Concentration [g/100 mL]
Methanol	1.22285		0.849	0.854	7.9497	0.0118
Ethanol	0.89602	384.486545191926	1.004	1.011	16.0596	0.0120
Acetone	0.90858	663.753030671195	1.075	1.081	61.8983	0.0112
Isopropanol	0.86624	321.284988309812	1.134	1.144	31.6344	0.0108
n-Propanol	0.92420		1.560	1.574	237.0609	0.0100

Ray

SEQUENCE PARAMETERS

Sequence : C:\CHEM32\1\SEQUENCE\2018-09\ALC_20180921_TEST.S
Operator : Andrea S Gooden, M.S.
Data File Naming : Auto
Data Directory : C:\Chem32\1\Data\
Data Subdirectory : ALC_20180921_TEST
Barcode Reader : not used
Shutdown Cmd/Macro : macro "shutdowncm.mac",go
Sequence Comment : I.S. Lot: 180821-IS Pipette: Hamilton 1742
Part of Methods to run: According to Runtime Checklist
Update Master Method (Data Analysis parameters): No

SEQUENCE TABLE:
=====

Line : 1F
Location : 1
Sample Information :
Sample Name : Air Control
Method Name : VOLATILES
Sample Type : Sample

=====

Line : 2F
Location : 2
Sample Information :
Sample Name : Air Control
Method Name : VOLATILES
Sample Type : Sample

=====

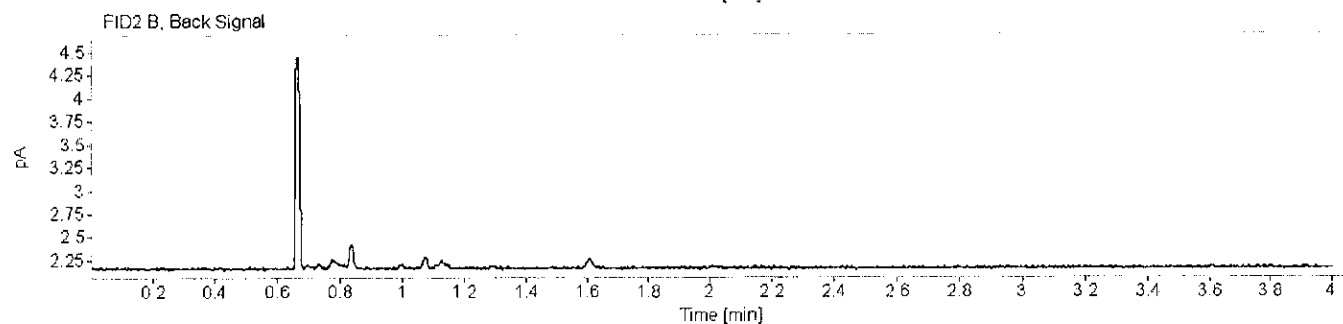
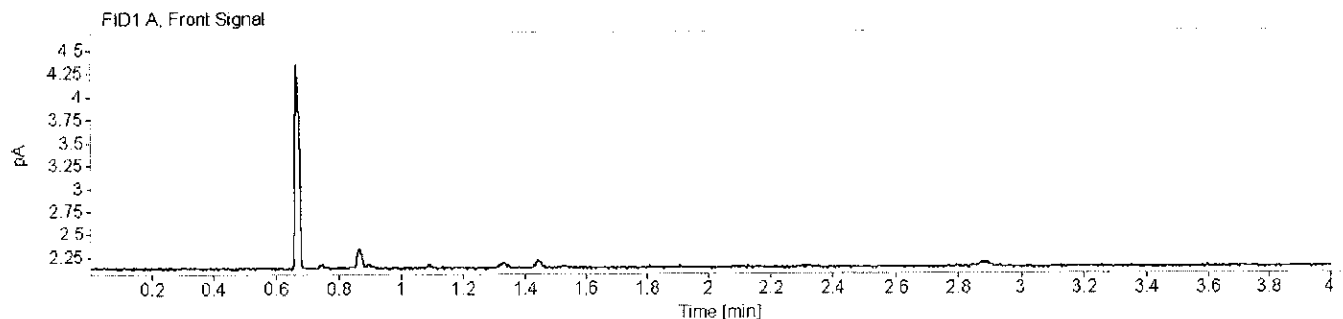
Line : 3F
Location : 3
Sample Information : Lot: FN03251502
Sample Name : SS
Method Name : VOLATILES
Sample Type : Sample

=====

Houston Forensic Science Center, Inc.
Forensic Analysis Division
Toxicology - Volatile Analysis Chromatograms



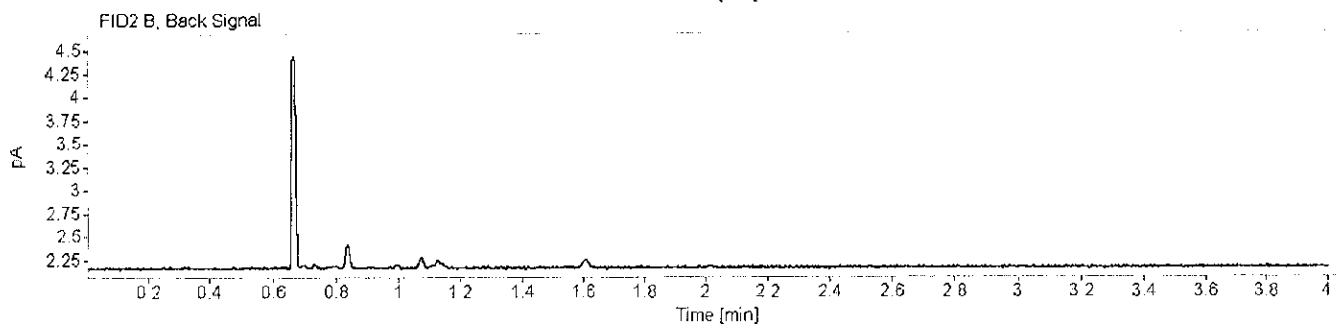
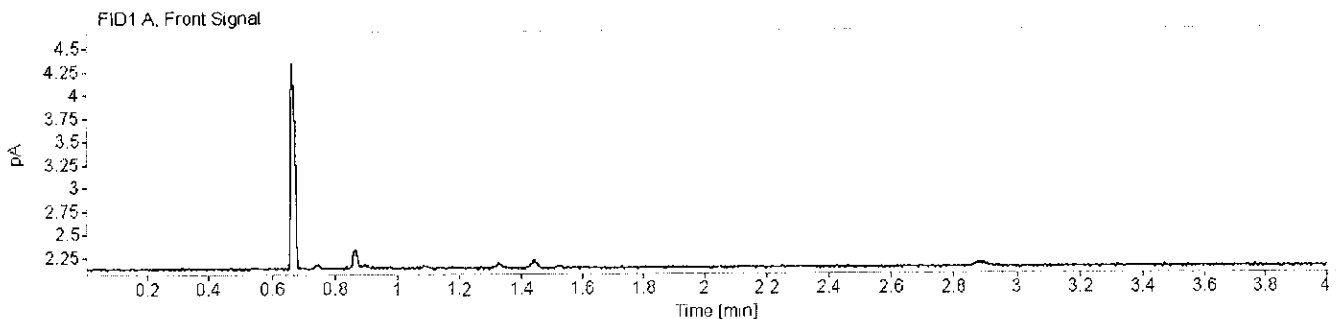
Sample name: Air Control Description: Vial Number: 1
Instrument: Headspace 3 Acq. method: VOLATILES.M Injection date: 9/21/2018 11:14:59 AM
Data file: C:\Chem32\11\Data\ALC_20180921_TEST\ALC_20180921_TEST 2018-09-21 11-05-56\001F0101.D



Houston Forensic Science Center, Inc.
Forensic Analysis Division
Toxicology - Volatile Analysis Chromatograms



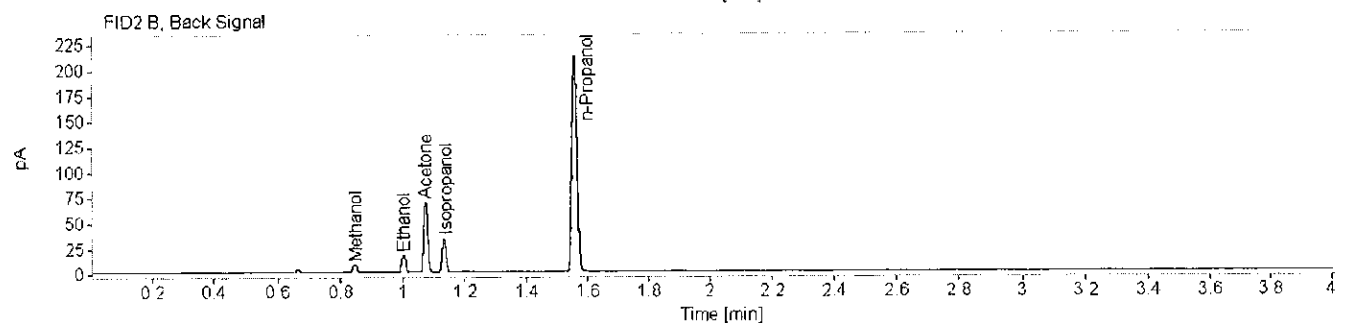
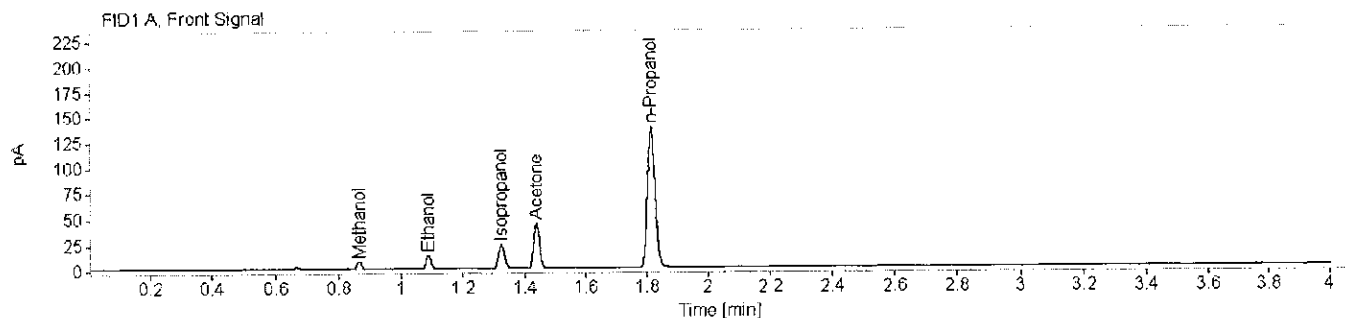
Sample name: Air Control Description: Vial Number: 2
Instrument: Headspace 3 Acq. method: VOLATILES.M Injection date: 9/21/2018 11:19:28 AM
Data file: C:\Chem32\1\Data\ALC_20180921_TEST\ALC_20180921_TEST 2018-09-21 11-05-56\002F0201.D



Houston Forensic Science Center, Inc.
Forensic Analysis Division
Toxicology - Volatile Analysis Chromatograms



Sample name: SS Description: Lot: FN03251502 Vial Number: 3
 Instrument: Headspace 3 Acq. method: VOLATILES.M Injection date: 9/21/2018 11:25:21 AM
 Data file: C:\Chem32\1\Data\ALC_20180921_TEST\ALC_20180921_TEST 2018-09-21 11-05-56\003F0301.D



Name FID1A

Compound	Peak Symmetry	Peak to Valley Ratio	RT [min]	Expected RT[min]	Area	Concentration [g/100 mL]
Methanol	0.97357		0.868	0.868	7.9051	0.0120
Ethanol	0.81207		1.089	1.088	15.4142	0.0117
Isopropanol	0.79890	256.688208116686	1.325	1.324	31.4183	0.0108
Acetone	0.90287	510.90556788833	1.440	1.439	60.7633	0.0110
n-Propanol	0.85565		1.815	1.816	237.5718	0.0100

Name FID2B

Compound	Peak Symmetry	Peak to Valley Ratio	RT [min]	Expected RT[min]	Area	Concentration [g/100 mL]
Methanol	1.17305		0.849	0.854	8.0055	0.0116
Ethanol	0.89886	297.40651929008	1.004	1.011	16.2881	0.0118
Acetone	0.91001	552.337234411271	1.075	1.081	62.6284	0.0110
Isopropanol	0.87477	268.656296573328	1.134	1.144	32.0751	0.0106
n-Propanol	0.92511		1.560	1.574	244.6832	0.0100