



Houston Forensic Science Center

Comparative and Analytical Division - Toxicology

Headspace GC Maintenance Log

Instrument: Headspace 3

Date	N ₂ Tank Pressure	H ₂ Tank Pressure	Air Tank Pressure	He Tank Pressure	Air Control	SS	Comments	Signature
					Pass/Fail	Pass/Fail		
8/20/18	70 1800	70 2400	70 2500	70 700	Pass	Pass	Air tank replaced	VC
08/21/18	70 1800	70 2300	70 2300	70 700	Pass	Pass		EMK
8/22/18	70 1700	70 2300	70 2150	70 600	Pass	Pass		Ray
8/23/18	70 1700	70 2300	70 1900	70 600	Pass	Pass		BAM
8/24/18	70 1650	70 2300	70 1600	70 600	Pass	Pass		VC

Form Complete Date/Signature: Brooke Mendelhall 8/27/18

SEQUENCE PARAMETERS

Sequence : C:\CHEM32\1\SEQUENCE\2018-08\ALC_20180820_TEST.S
Operator : Valerie L Coronado
Data File Naming : Auto
Data Directory : C:\Chem32\1\Data\
Data Subdirectory : ALC_20180820_TEST
Barcode Reader : not used
Shutdown Cmd/Macro : macro "shutdowncm.mac",go
Sequence Comment : I.S. Lot: 180801-IS Pipette: Hamilton 7903
Part of Methods to run: According to Runtime Checklist
Update Master Method (Data Analysis parameters): No

SEQUENCE TABLE:
=====

Line : 1F
Location : 1
Sample Information :
Sample Name : Air Control
Method Name : VOLATILES
Sample Type : Sample

=====

Line : 2F
Location : 2
Sample Information :
Sample Name : Air Control
Method Name : VOLATILES
Sample Type : Sample

=====

Line : 3F
Location : 3
Sample Information : Lot: FN10221601
Sample Name : SS
Method Name : VOLATILES
Sample Type : Sample

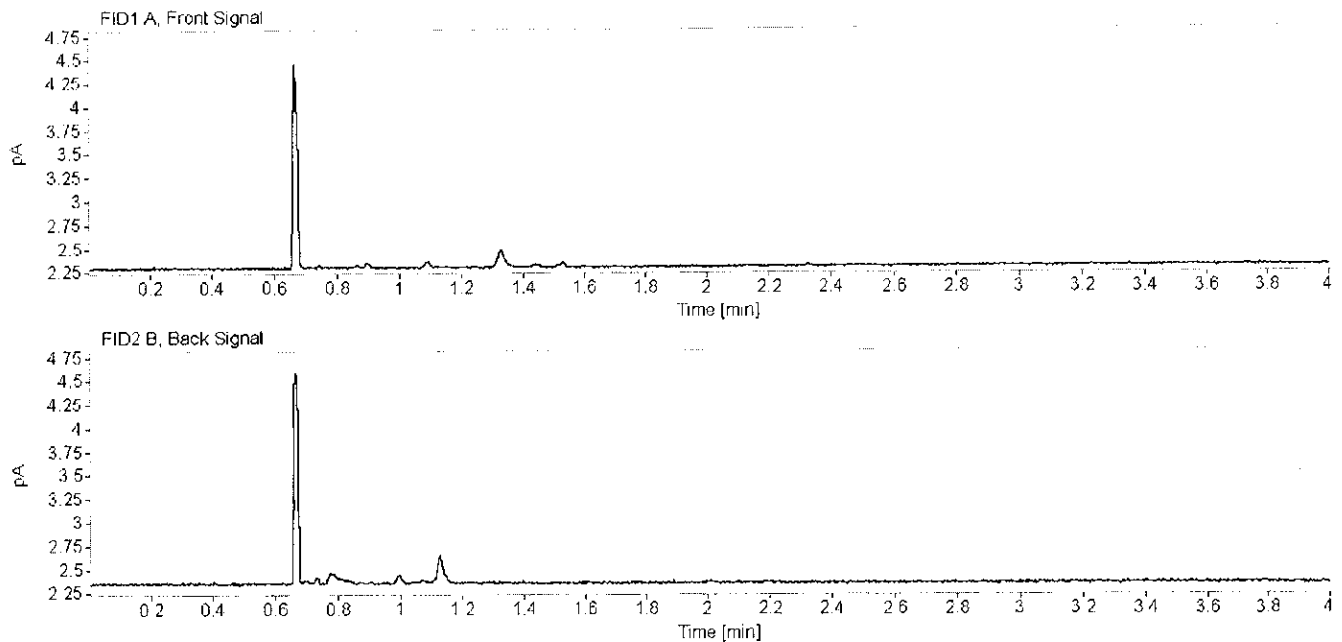
=====

✓

Houston Forensic Science Center, Inc.
Forensic Analysis Division
Toxicology - Volatile Analysis Chromatograms



Sample name: Air Control Description: Vial Number: 1
Instrument: Headspace 3 Acq. method: VOLATILES.M Injection date: 8/20/2018 12:03:26 PM
Data file: C:\Chem32\1\Data\ALC_20180820_TEST\ALC_20180820_TEST 2018-08-20 11-48-52\001F0101.D

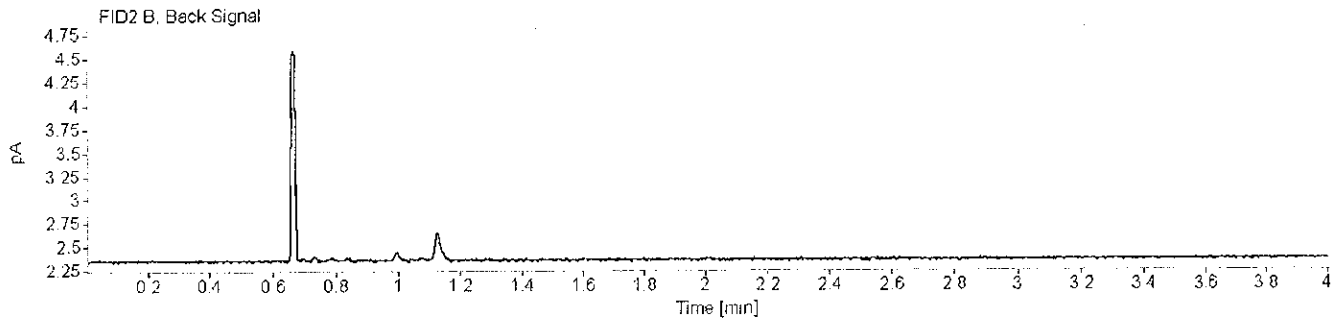
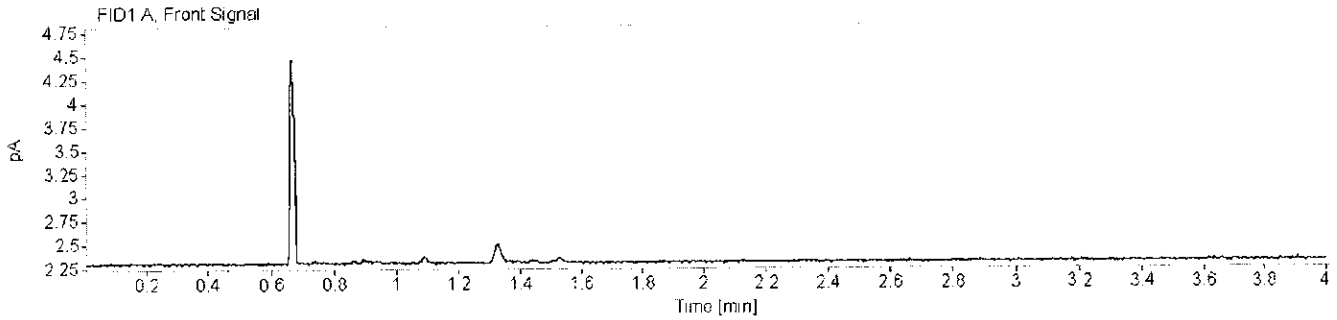


VC

Houston Forensic Science Center, Inc.
Forensic Analysis Division
Toxicology - Volatile Analysis Chromatograms



Sample name: Air Control Description: Vial Number: 2
Instrument: Headspace 3 Acq. method: VOLATILES.M Injection date: 8/20/2018 12:07:56 PM
Data file: C:\Chem32\1\Data\ALC_20180820_TEST\ALC_20180820_TEST 2018-08-20 11-48-52\002F0201.D

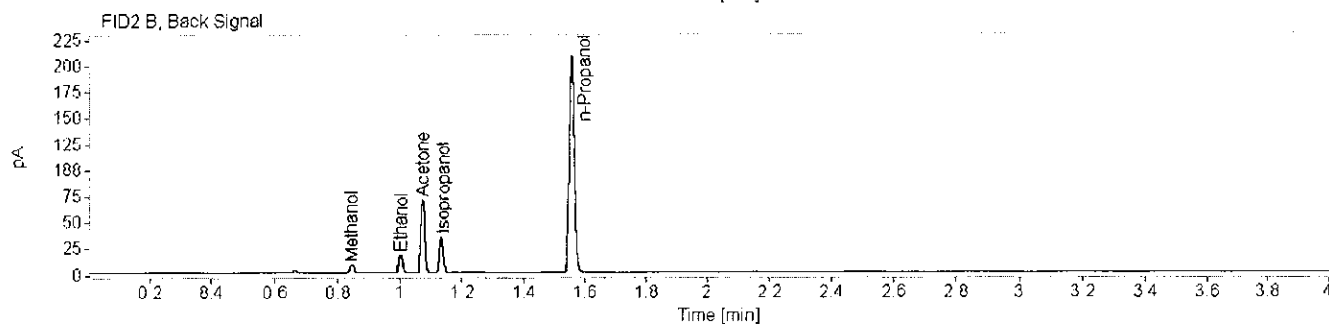
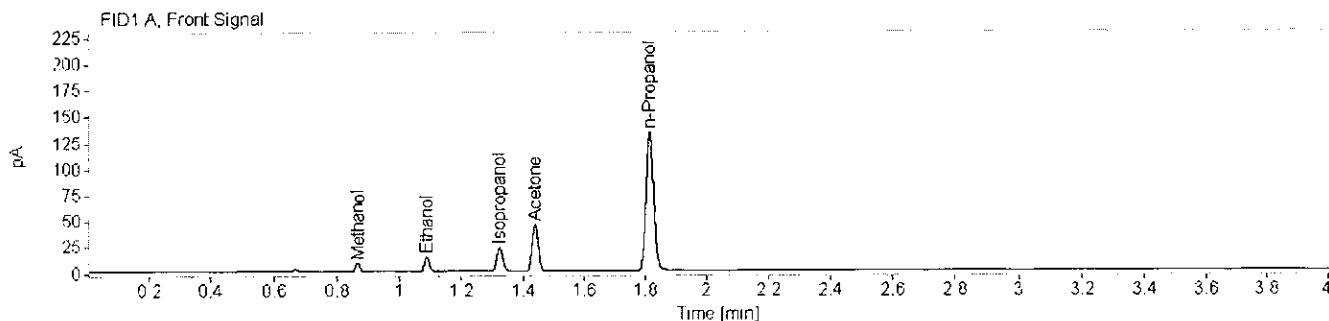


✓

Houston Forensic Science Center, Inc.
Forensic Analysis Division
Toxicology - Volatile Analysis Chromatograms



Sample name: SS Description: Lot: FN10221601 Vial Number: 3
 Instrument: Headspace 3 Acq. method: VOLATILES.M Injection date: 8/20/2018 12:13:49 PM
 Data file: C:\Chem32\1\Data\ALC_20180820_TEST\ALC_20180820_TEST 2018-08-20 11-48-52\003F0301.D



Name FID1A

Compound	Peak Symmetry	Peak to Valley Ratio	RT [min]	Expected RT [min]	Area	Concentration [g/100 mL]
Methanol	0.97656		0.868	0.868	8.1005	0.0126
Ethanol	0.82336		1.089	1.088	15.5510	0.0121
Isopropanol	0.85617		1.325	1.324	30.0943	0.0105
Acetone	0.90668		1.440	1.439	61.3595	0.0114
n-Propanol	0.85972		1.815	1.816	232.2492	0.0100

Name FID2B

Compound	Peak Symmetry	Peak to Valley Ratio	RT [min]	Expected RT [min]	Area	Concentration [g/100 mL]
Methanol	1.08967		0.848	0.854	8.2563	0.0122
Ethanol	0.89282		1.004	1.011	16.4531	0.0122
Acetone	0.91381	890.976033344911	1.076	1.081	63.4321	0.0115
Isopropanol	0.88763	425.015488561505	1.134	1.144	31.7705	0.0108
n-Propanol	0.93127		1.560	1.574	238.6482	0.0100

VC

SEQUENCE PARAMETERS

Sequence : C:\CHEM32\1\SEQUENCE\2018-08\ALC_20180821_TEST.S
Operator : Corissa L. Rodgers, M.S.
Data File Naming : Auto
Data Directory : C:\Chem32\1\Data\
Data Subdirectory : ALC_20180821_TEST
Barcode Reader : not used
Shutdown Cmd/Macro : macro "shutdowncm.mac",go
Sequence Comment : I.S. Lot: 180801-IS Pipette: Hamilton 7903
Part of Methods to run: According to Runtime Checklist
Update Master Method (Data Analysis parameters): No

SEQUENCE TABLE:
=====

Line : 1F
Location : 1
Sample Information :
Sample Name : Air Control
Method Name : VOLATILES
Sample Type : Sample

=====

Line : 2F
Location : 2
Sample Information :
Sample Name : Air Control
Method Name : VOLATILES
Sample Type : Sample

=====

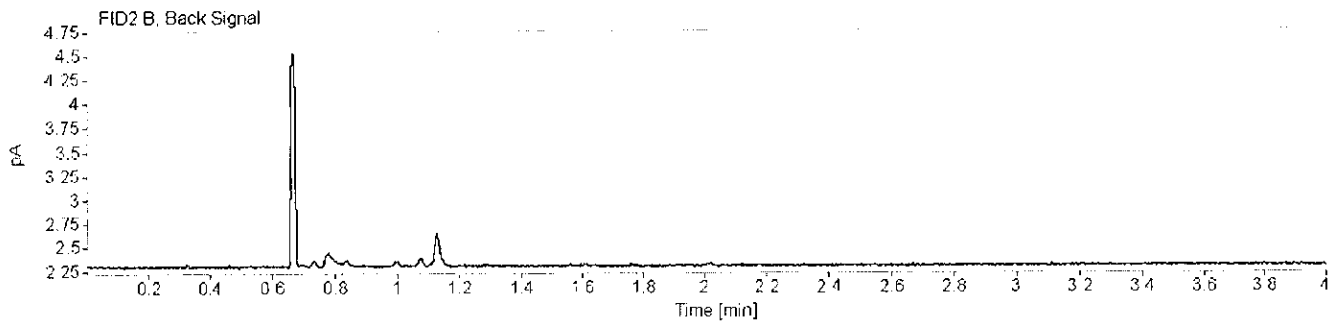
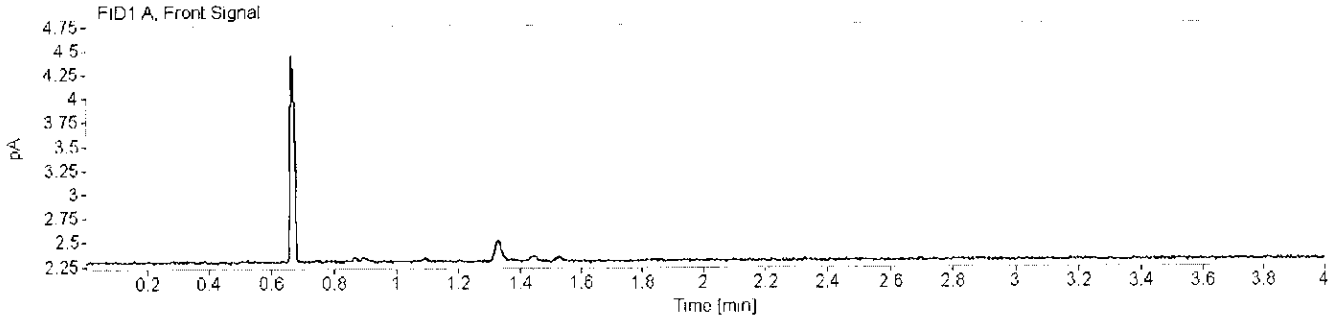
Line : 3F
Location : 3
Sample Information : Lot: FN10261505
Sample Name : SS
Method Name : VOLATILES
Sample Type : Sample

=====

Houston Forensic Science Center, Inc.
Forensic Analysis Division
Toxicology - Volatile Analysis Chromatograms



Sample name: Air Control Description: Vial Number: 1
Instrument: Headspace 3 Acq. method: VOLATILES.M Injection date: 8/21/2018 11:31:28 AM
Data file: C:\Chem32\1\Data\ALC_20180821_TEST\ALC_20180821_TEST 2018-08-21 11-22-08\001F0101.D

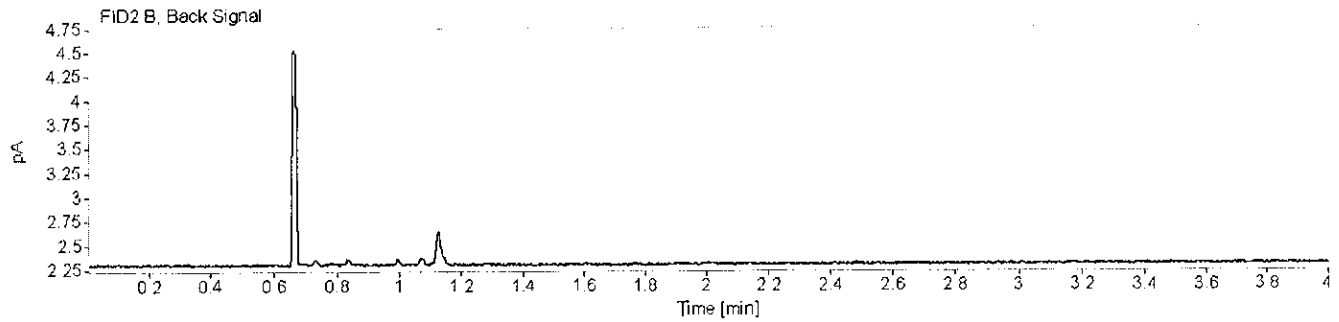
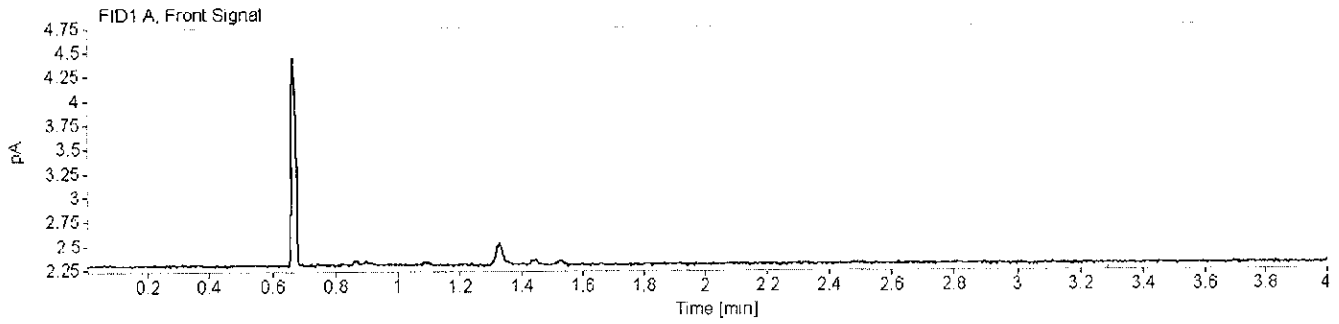


EMC

Houston Forensic Science Center, Inc.
Forensic Analysis Division
Toxicology - Volatile Analysis Chromatograms



Sample name: Air Control Description: Vial Number: 2
Instrument: Headspace 3 Acq. method: VOLATILES.M Injection date: 8/21/2018 11:35:58 AM
Data file: C:\Chem32\1\Data\ALC_20180821_TEST\ALC_20180821_TEST 2018-08-21 11-22-08\002F0201.D

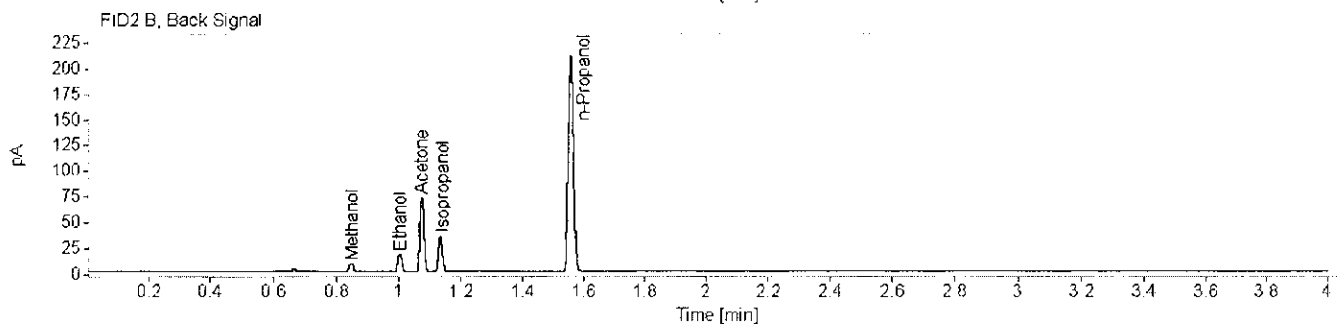
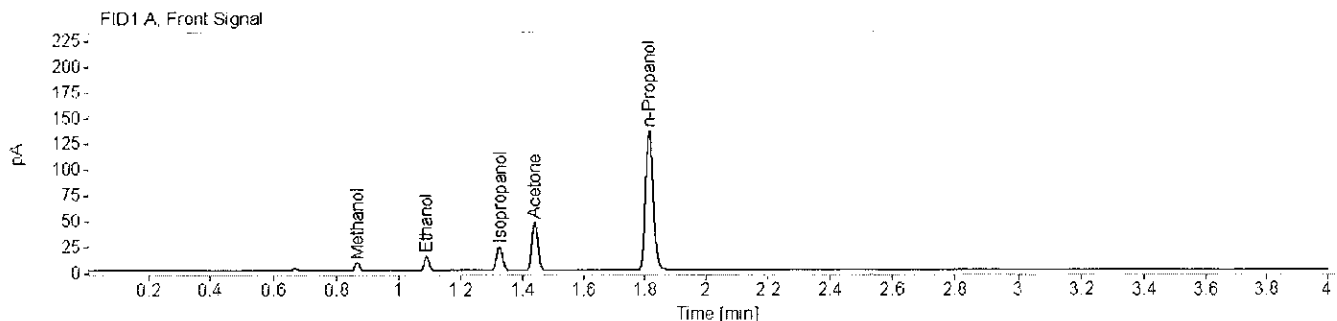


AWC

Houston Forensic Science Center, Inc.
Forensic Analysis Division
Toxicology - Volatile Analysis Chromatograms



Sample name: SS Description: Lot: FN10261505 Vial Number: 3
 Instrument: Headspace 3 Acq. method: VOLATILES.M Injection date: 8/21/2018 11:41:51 AM
 Data file: C:\Chem32\1\Data\ALC_20180821_TEST\ALC_20180821_TEST 2018-08-21 11-22-08\003F0301.D



Name FID1A

Compound	Peak Symmetry	Peak to Valley Ratio	RT [min]	Expected RT [min]	Area	Concentration [g/100 mL]
Methanol	0.95310		0.868	0.868	8.1274	0.0124
Ethanol	0.80464		1.090	1.088	15.9853	0.0122
Isopropanol	0.84675		1.325	1.324	30.9637	0.0107
Acetone	0.90004		1.440	1.439	63.1540	0.0116
n-Propanol	0.84655		1.815	1.816	235.9454	0.0100

Name FID2B

Compound	Peak Symmetry	Peak to Valley Ratio	RT [min]	Expected RT [min]	Area	Concentration [g/100 mL]
Methanol	1.28509		0.849	0.854	8.2746	0.0121
Ethanol	0.86822	450.446754147904	1.004	1.011	17.0601	0.0125
Acetone	0.91290	715.590349258906	1.076	1.081	65.3633	0.0116
Isopropanol	0.88114	340.107717815335	1.134	1.144	32.6767	0.0109
n-Propanol	0.92963		1.560	1.574	242.4874	0.0100

QML

SEQUENCE PARAMETERS

Sequence : C:\CHEM32\1\SEQUENCE\2018-08\ALC_20180822_TEST.S
Operator : Ashley Ann Johnson, M.S.
Data File Naming : Auto
Data Directory : C:\Chem32\1\Data\
Data Subdirectory : ALC_20180822_TEST
Barcode Reader : not used
Shutdown Cmd/Macro : macro "shutdowncm.mac",go
Sequence Comment : I.S. Lot: 180801-IS Pipette: Hamilton 7903
Part of Methods to run: According to Runtime Checklist
Update Master Method (Data Analysis parameters): No

SEQUENCE TABLE:
=====

Line : 1F
Location : 1
Sample Information :
Sample Name : Air Control
Method Name : VOLATILES
Sample Type : Sample


=====

Line : 2F
Location : 2
Sample Information :
Sample Name : Air Control
Method Name : VOLATILES
Sample Type : Sample

=====

Line : 3F
Location : 3
Sample Information : Lot: FN03251502
Sample Name : SS
Method Name : VOLATILES
Sample Type : Sample

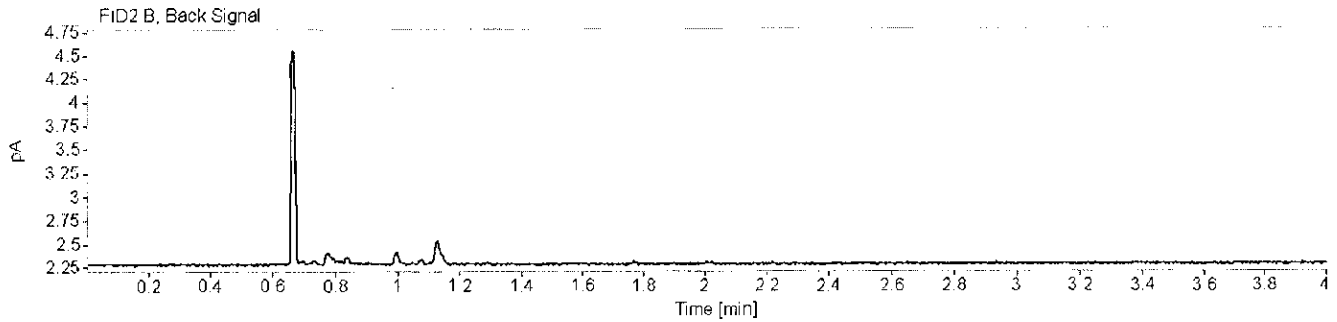
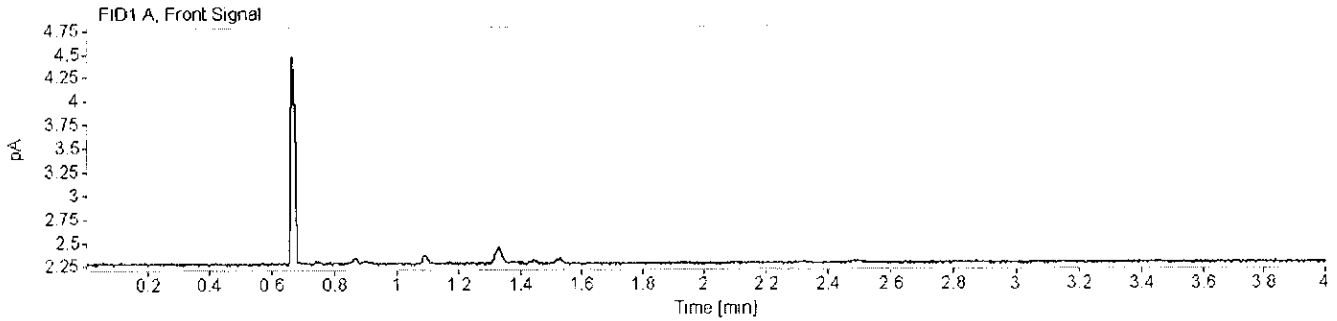
=====



Houston Forensic Science Center, Inc.
Forensic Analysis Division
Toxicology - Volatile Analysis Chromatograms



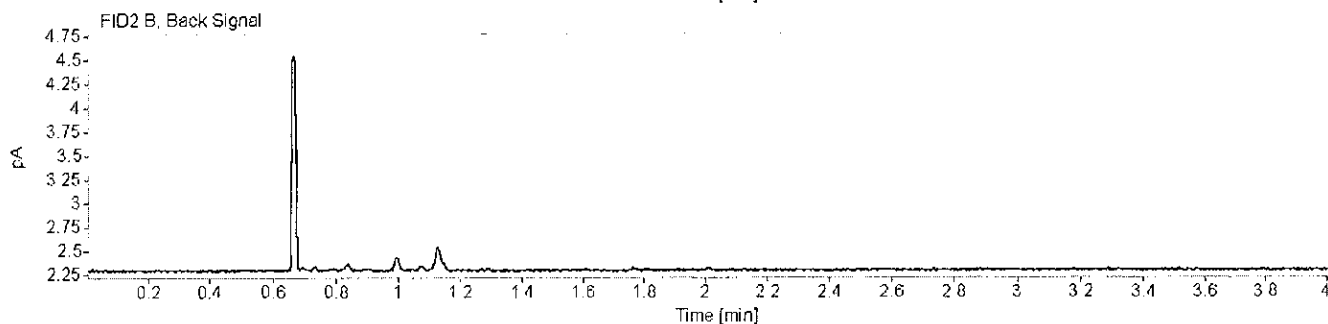
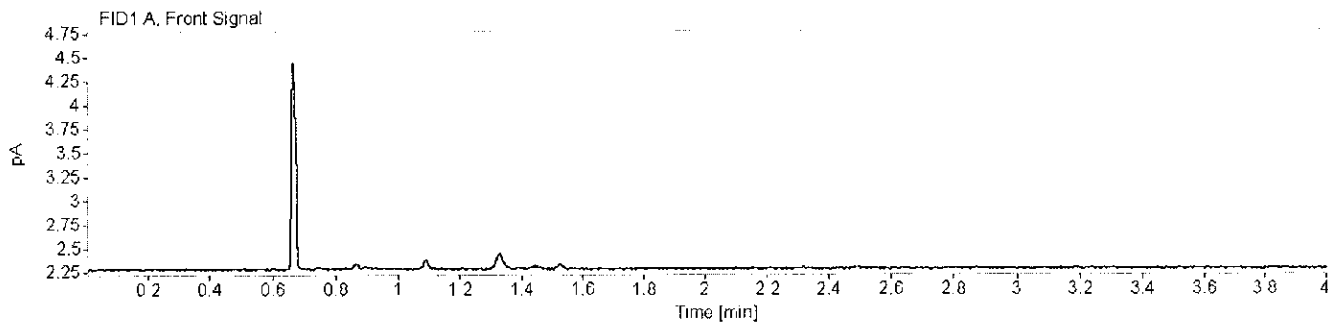
Sample name: Air Control Description: Vial Number: 1
Instrument: Headspace 3 Acq. method: VOLATILES.M Injection date: 8/22/2018 11:10:05 AM
Data file: C:\Chem32\1\Data\ALC_20180822_TEST\ALC_20180822_TEST 2018-08-22 10-55-32\001F0101.D



Houston Forensic Science Center, Inc.
Forensic Analysis Division
Toxicology - Volatile Analysis Chromatograms



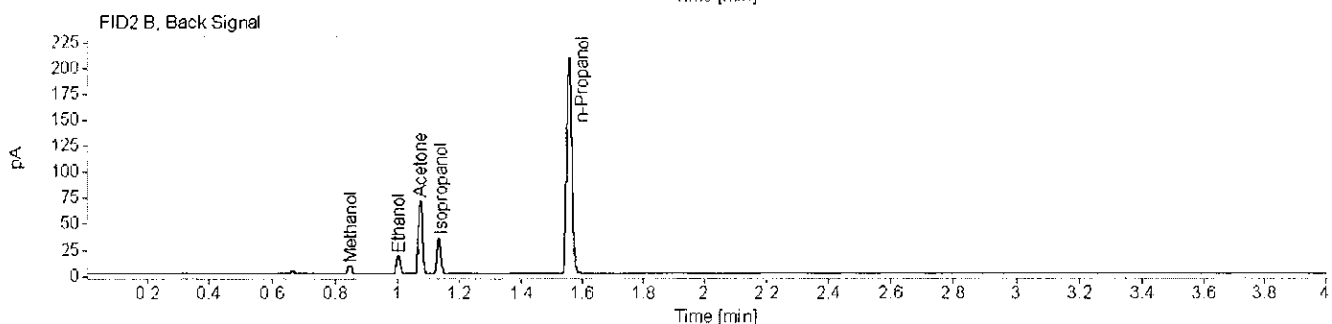
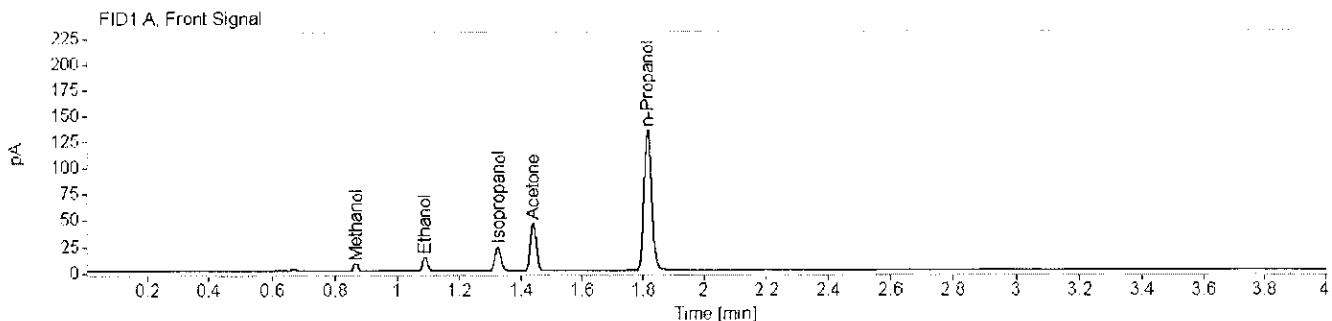
Sample name: Air Control Description: Vial Number: 2
Instrument: Headspace 3 Acq. method: VOLATILES.M Injection date: 8/22/2018 11:14:35 AM
Data file: C:\Chem32\1\Data\ALC_20180822_TEST\ALC_20180822_TEST 2018-08-22 10-55-32\002F0201.D



Houston Forensic Science Center, Inc.
Forensic Analysis Division
Toxicology - Volatile Analysis Chromatograms



Sample name: SS Description: Lot: FN03251502 Vial Number: 3
 Instrument: Headspace 3 Acq. method: VOLATILES.M Injection date: 8/22/2018 11:20:28 AM
 Data file: C:\Chem32\1\Data\ALC_20180822_TEST\ALC_20180822_TEST 2018-08-22 10-55-32\003F0301.D



Name FID1A ✓

Compound	Peak Symmetry	Peak to Valley Ratio	RT [min]	Expected RT [min]	Area	Concentration [g/100 mL]
Methanol	0.99737		0.868	0.868	7.8962	0.0122
Ethanol	0.80456		1.090	1.088	15.5276	0.0120
Isopropanol	0.84376		1.325	1.324	30.5035	0.0107
Acetone	0.90075		1.440	1.439	61.5266	0.0114
n-Propanol	0.84342		1.815	1.816	233.3353	0.0100

Name FID2B ✓ ✓ ✓

Compound	Peak Symmetry	Peak to Valley Ratio	RT [min]	Expected RT [min]	Area	Concentration [g/100 mL]
Methanol	1.25999		0.849	0.854	8.0932	0.0119
Ethanol	0.86675	391.520869003364	1.004	1.011	16.5772	0.0122
Acetone	0.90817	807.335991232935	1.075	1.081	63.7200	0.0114
Isopropanol	0.87743	387.508365613413	1.134	1.144	32.1746	0.0108
n-Propanol	0.92179		1.560	1.574	240.6505	0.0100

Ray

SEQUENCE PARAMETERS

Sequence : C:\CHEM32\1\SEQUENCE\2018-08\ALC_20180823_TEST.S
Operator : Brooke Mendenhall
Data File Naming : Auto
Data Directory : C:\Chem32\1\Data\
Data Subdirectory : ALC_20180823_TEST
Barcode Reader : not used
Shutdown Cmd/Macro : macro "shutdowncm.mac",go
Sequence Comment : I.S. Lot: 180801-IS Pipette: Hamilton 1742
Part of Methods to run: According to Runtime Checklist
Update Master Method (Data Analysis parameters): No

SEQUENCE TABLE:
=====

Line : 1F
Location : 1
Sample Information :
Sample Name : Air Control
Method Name : VOLATILES
Sample Type : Sample

=====

Line : 2F
Location : 2
Sample Information :
Sample Name : Air Control
Method Name : VOLATILES
Sample Type : Sample

=====

Line : 3F
Location : 3
Sample Information : Lot: FN10221601
Sample Name : SS
Method Name : VOLATILES
Sample Type : Sample

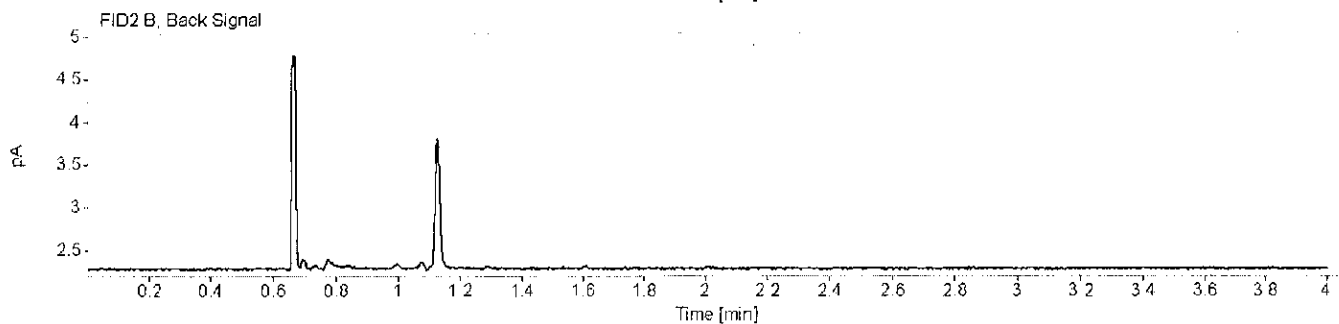
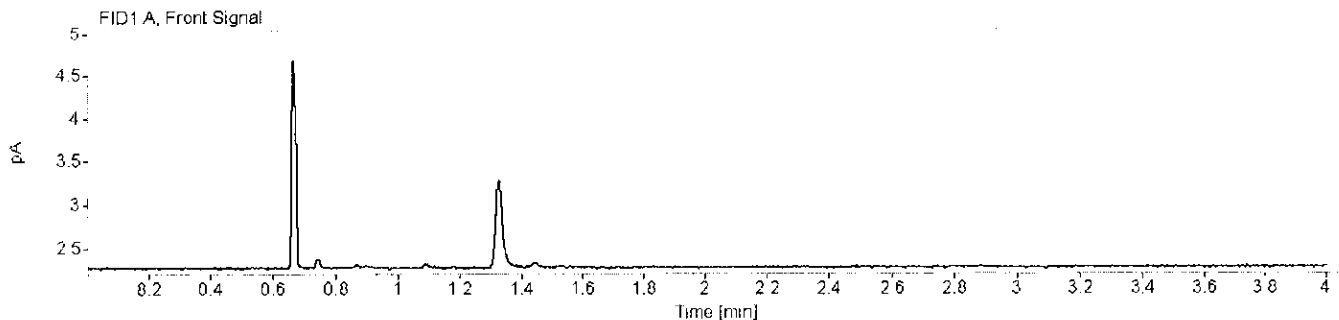
=====

BAM

Houston Forensic Science Center, Inc.
Forensic Analysis Division
Toxicology - Volatile Analysis Chromatograms



Sample name: Air Control Description: Vial Number: 1
Instrument: Headspace 3 Acq. method: VOLATILES.M Injection date: 8/23/2018 9:19:52 AM
Data file: C:\Chem32\1\Data\ALC_20180823_TEST\ALC_20180823_TEST 2018-08-23 09-10-48\001F0101.D

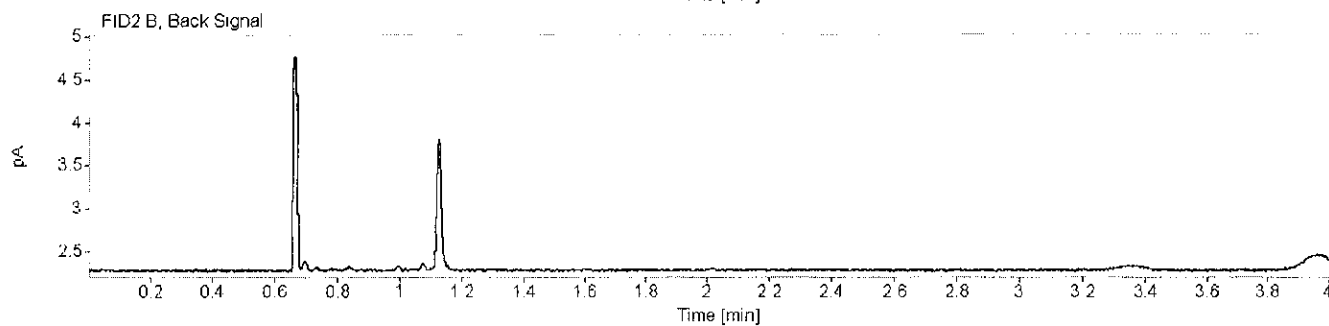
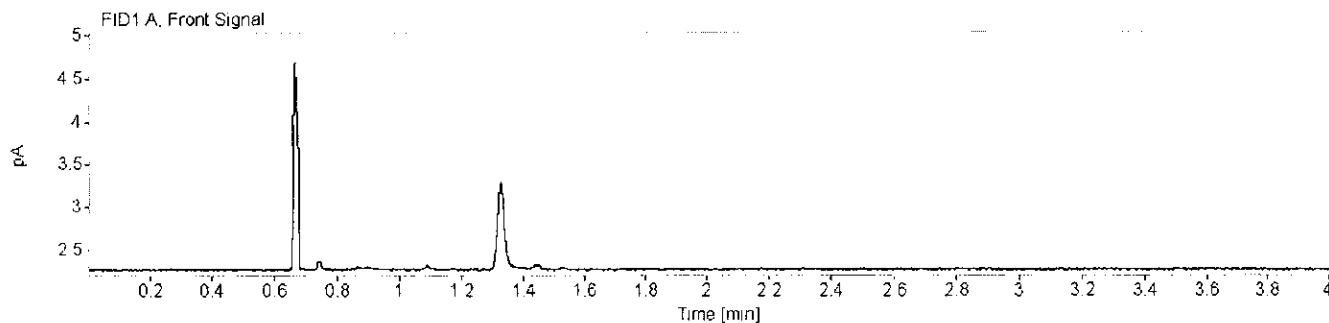


BAM

Houston Forensic Science Center, Inc.
Forensic Analysis Division
Toxicology - Volatile Analysis Chromatograms



Sample name: Air Control Description: Vial Number: 2
Instrument: Headspace 3 Acq. method: VOLATILES.M Injection date: 8/23/2018 9:24:22 AM
Data file: C:\Chem32\1\Data\ALC_20180823_TEST\ALC_20180823_TEST 2018-08-23 09-10-48\002F0201.D

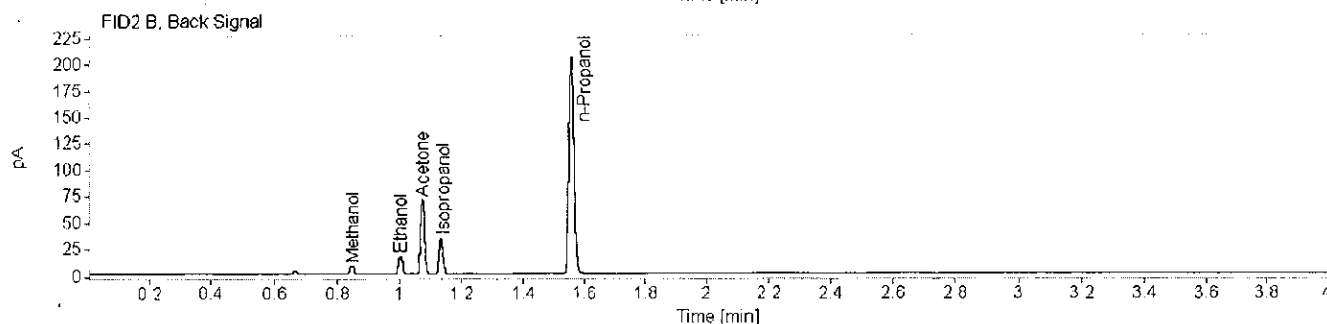
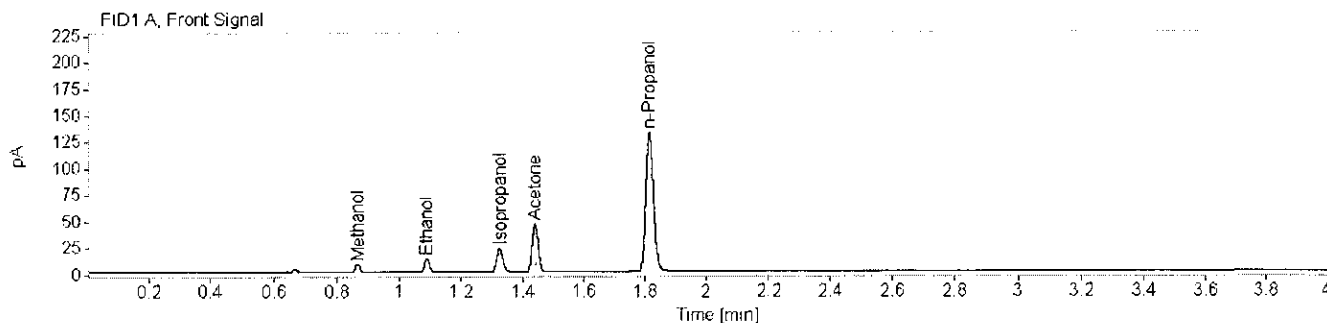


BAM

Houston Forensic Science Center, Inc.
Forensic Analysis Division
Toxicology - Volatile Analysis Chromatograms



Sample name: SS Description: Lot: FN10221601 Vial Number: 3
 Instrument: Headspace 3 Acq. method: VOLATILES.M Injection date: 8/23/2018 9:30:15 AM
 Data file: C:\Chem32\1\Data\ALC_20180823_TEST\ALC_20180823_TEST 2018-08-23 09-10-48\003F0301.D



Name FID1A

Compound	Peak Symmetry	Peak to Valley Ratio	RT [min]	Expected RT[min]	Area	Concentration [g/100 mL]
Methanol	1.02068		0.869	0.868	7.9991	0.0125
Ethanol	0.80780		1.090	1.088	15.4487	0.0121
Isopropanol	0.84488		1.325	1.324	30.3416	0.0108
Acetone	0.90047		1.440	1.439	61.6125	0.0116
n-Propanol	0.83991		1.815	1.816	230.1409	0.0100

Name FID2B

Compound	Peak Symmetry	Peak to Valley Ratio	RT [min]	Expected RT[min]	Area	Concentration [g/100 mL]
Methanol	1.25892		0.849	0.854	8.2070	0.0122
Ethanol	0.87760	419.926297983228	1.004	1.011	16.4174	0.0123
Acetone	0.91107	735.998977598326	1.075	1.081	63.8196	0.0116
Isopropanol	0.87705	349.888430573591	1.134	1.144	31.9228	0.0109
n-Propanol	0.92210		1.560	1.574	236.9006	0.0100

BAM

SEQUENCE PARAMETERS

Sequence : C:\CHEM32\1\SEQUENCE\2018-08\ALC_20180824_TEST.S
Operator : Valerie L Coronado
Data File Naming : Auto
Data Directory : C:\Chem32\1\Data\
Data Subdirectory : ALC_20180824_TEST
Barcode Reader : not used
Shutdown Cmd/Macro : macro "shutdowncm.mac",go
Sequence Comment : I.S. Lot: 180821-IS Pipette: Hamilton 1742
Part of Methods to run: According to Runtime Checklist
Update Master Method (Data Analysis parameters): No

SEQUENCE TABLE:
=====

Line : 1F
Location : 1
Sample Information :
Sample Name : Air Control
Method Name : VOLATILES
Sample Type : Sample

=====

Line : 2F
Location : 2
Sample Information :
Sample Name : Air Control
Method Name : VOLATILES
Sample Type : Sample

=====

Line : 3F
Location : 3
Sample Information : Lot: FN10221601
Sample Name : SS
Method Name : VOLATILES
Sample Type : Sample

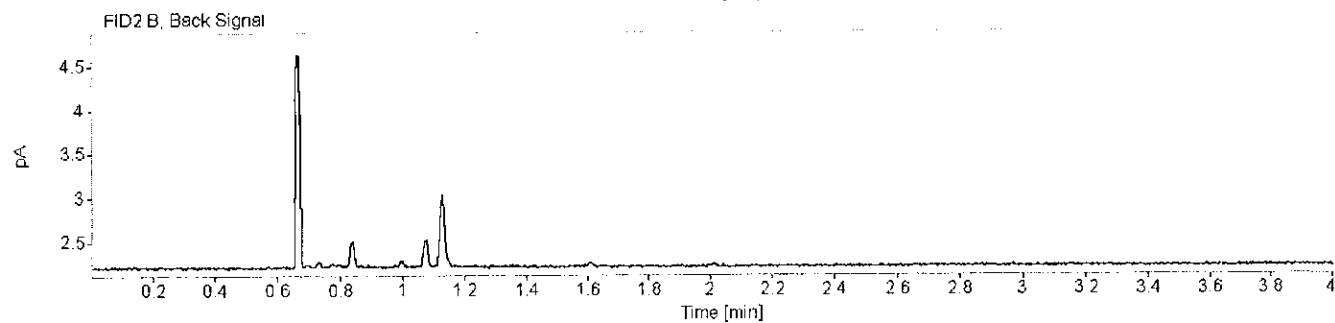
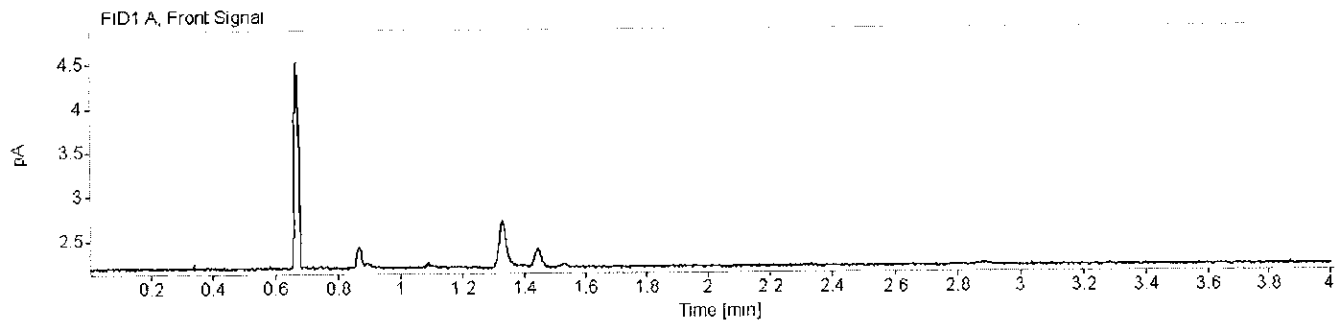
=====

✓

Houston Forensic Science Center, Inc.
Forensic Analysis Division
Toxicology - Volatile Analysis Chromatograms



Sample name: Air Control Description: Vial Number: 1
Instrument: Headspace 3 Acq. method: VOLATILES.M Injection date: 8/24/2018 9:47:44 AM
Data file: C:\Chem32\1\Data\ALC_20180824_TEST\ALC_20180824_TEST 2018-08-24 09-38-42\001F0101.D

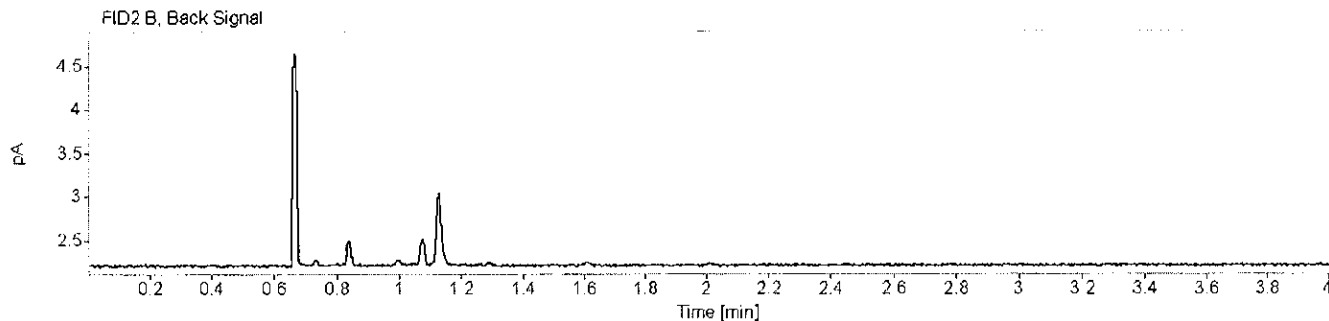
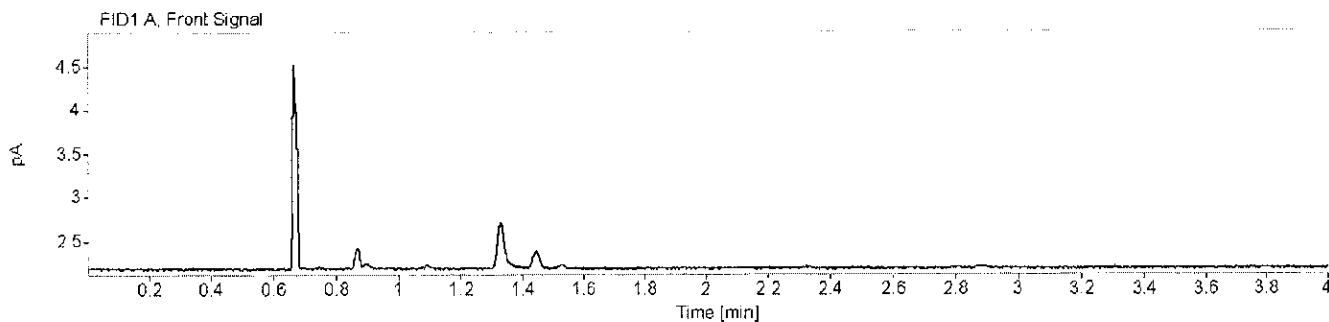


VC

Houston Forensic Science Center, Inc.
Forensic Analysis Division
Toxicology - Volatile Analysis Chromatograms



Sample name: Air Control Description: Vial Number: 2
Instrument: Headspace 3 Acq. method: VOLATILES.M Injection date: 8/24/2018 9:52:15 AM
Data file: C:\Chem32\1\Data\ALC_20180824_TEST\ALC_20180824_TEST 2018-08-24 09-38-42\002F0201.D

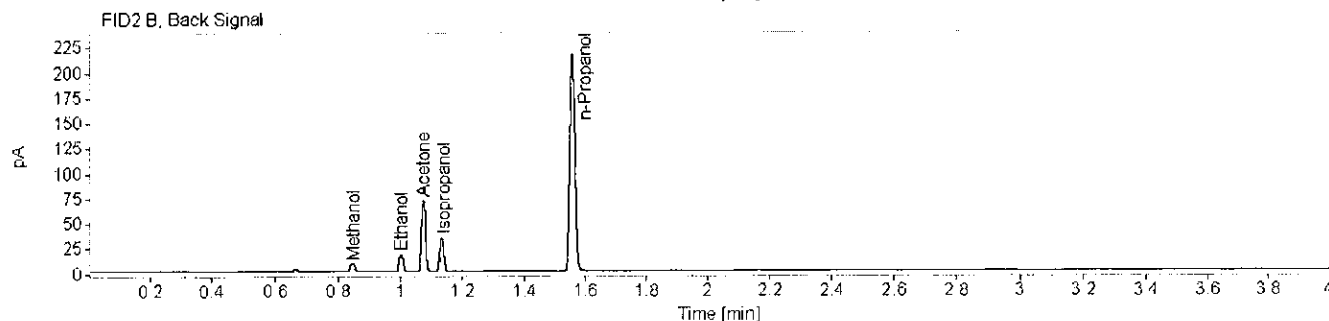
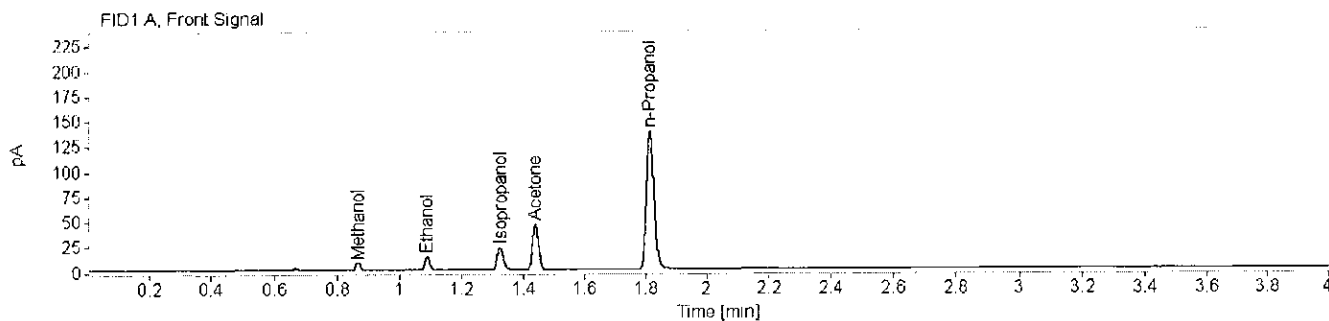


VC

Houston Forensic Science Center, Inc.
Forensic Analysis Division
Toxicology - Volatile Analysis Chromatograms



Sample name: SS Description: Lot: FN10221601 Vial Number: 3
 Instrument: Headspace 3 Acq. method: VOLATILES.M Injection date: 8/24/2018 9:58:07 AM
 Data file: C:\Chem32\1\Data\ALC_20180824_TEST\ALC_20180824_TEST 2018-08-24 09-38-42\003F0301.D



Name FID1A

Compound	Peak Symmetry	Peak to Valley Ratio	RT [min]	Expected RT [min]	Area	Concentration [g/100 mL]
Methanol	0.98247		0.868	0.868	8.1945	0.0122
Ethanol	0.77453		1.090	1.088	15.8708	0.0119
Isopropanol	0.82000		1.326	1.324	30.8262	0.0104
Acetone	0.89751		1.440	1.439	62.6032	0.0112
n-Propanol	0.82497		1.816	1.816	241.5972	0.0100

Name FID2B

Compound	Peak Symmetry	Peak to Valley Ratio	RT [min]	Expected RT [min]	Area	Concentration [g/100 mL]
Methanol	1.34251		0.849	0.854	8.3517	0.0118
Ethanol	0.90752	447.392278928074	1.004	1.011	16.6479	0.0118
Acetone	0.90018	731.548620509566	1.076	1.081	64.8332	0.0112
Isopropanol	0.86868	349.656572296094	1.135	1.144	32.6962	0.0106
n-Propanol	0.92494		1.560	1.574	249.3075	0.0100

VC