



# Houston Forensic Science Center

Comparative and Analytical Division - Toxicology

## Headspace GC Maintenance Log

Instrument: Headspace 3

Date	N <sub>2</sub> Tank Pressure	H <sub>2</sub> Tank Pressure	Air Tank Pressure	He Tank Pressure	Air Control	SS	Comments	Signature
					Pass/Fail	Pass/Fail		
7/2/18	70 1500	70 700	70 1000	70 2200	PASS	PASS		BAM
7/3/18	70 1500	70 700	70 700	70 2200	Pass	Pass		VC

Form Complete Date/Signature: Brooke Mendenhall 7/9/18

BAM  
7/9/18

-----  
SEQUENCE PARAMETERS  
-----

Sequence : C:\CHEM32\1\SEQUENCE\2018-07\ALC\_20180702\_TEST.S  
Operator : Dana R Mike  
Data File Naming : Auto  
Data Directory : C:\Chem32\1\Data\  
Data Subdirectory : ALC\_20180702\_TEST  
Barcode Reader : not used  
Shutdown Cmd/Macro : macro "shutdowncm.mac",go  
Sequence Comment : I.S. Lot: 061218-IS Pipette: Hamilton 7903  
Part of Methods to run: According to Runtime Checklist  
Update Master Method (Data Analysis parameters): No

SEQUENCE TABLE:  
=====

Line : 1F  
Location : 1  
Sample Information :  
Sample Name : Air Control  
Method Name : VOLATILES  
Sample Type : Sample  
-----

=====

Line : 2F  
Location : 2  
Sample Information :  
Sample Name : Air Control  
Method Name : VOLATILES  
Sample Type : Sample  
-----

=====

Line : 3F  
Location : 3  
Sample Information : Lot: FN03251502  
Sample Name : SS  
Method Name : VOLATILES  
Sample Type : Sample  
-----

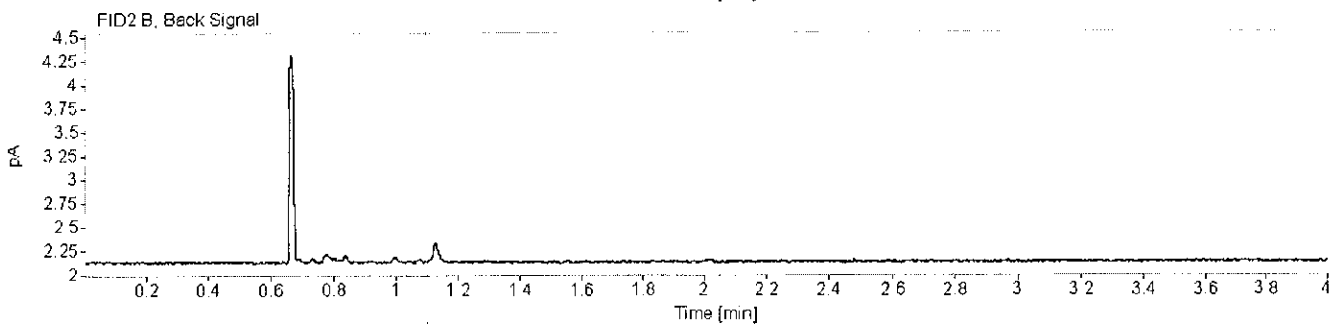
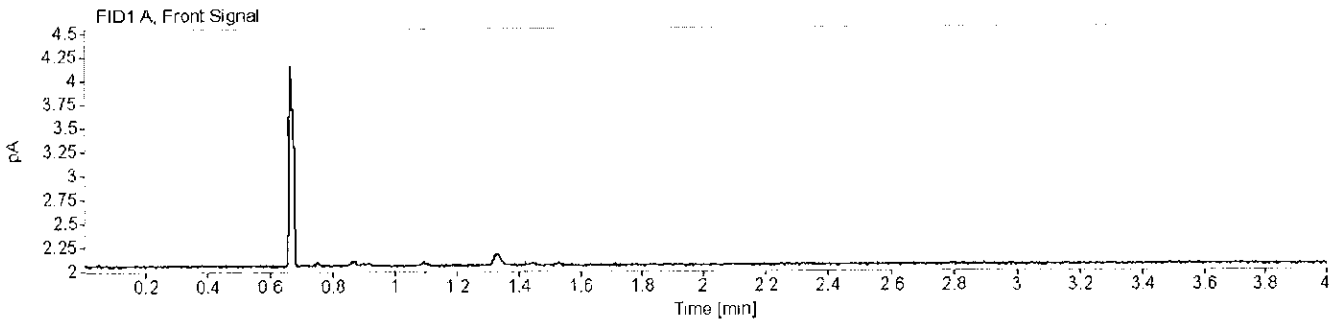
=====



**Houston Forensic Science Center, Inc.**  
**Forensic Analysis Division**  
**Toxicology - Volatile Analysis Chromatograms**



Sample name: Air Control Description: Vial Number: 1  
Instrument: Headspace 3 Acq. method: VOLATILES.M Injection date: 7/2/2018 10:17:53 AM  
Data file: C:\Chem32\1\Data\ALC\_20180702\_TEST\ALC\_20180702\_TEST 2018-07-02 10-08-33\001F0101.D

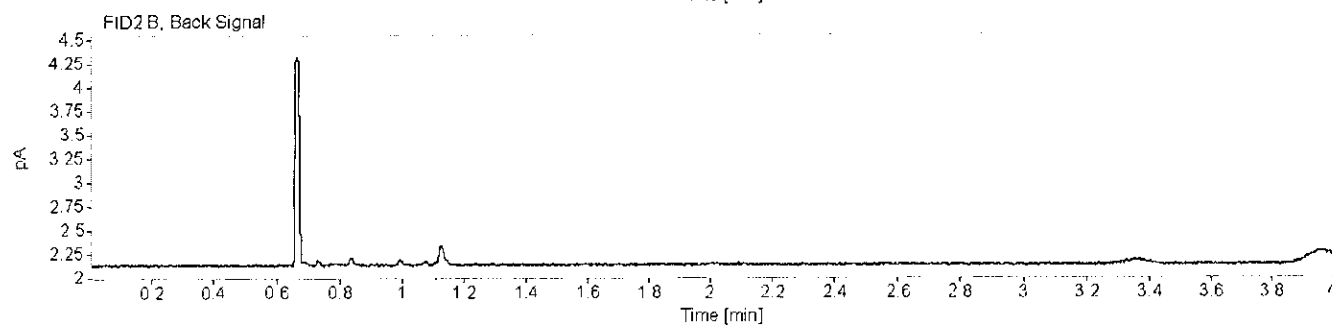
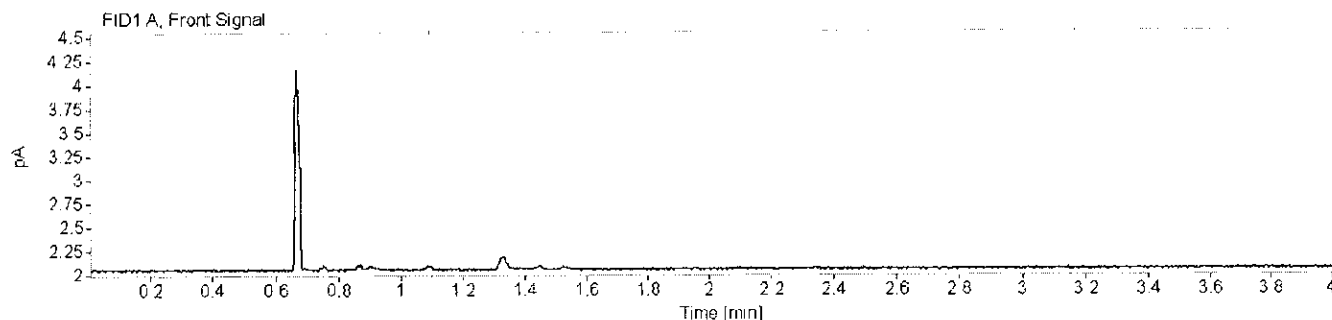


*DM*

**Houston Forensic Science Center, Inc.**  
**Forensic Analysis Division**  
**Toxicology - Volatile Analysis Chromatograms**



Sample name: Air Control Description: Vial Number: 2  
Instrument: Headspace 3 Acq. method: VOLATILES.M Injection date: 7/2/2018 10:22:24 AM  
Data file: C:\Chem32\11\Data\ALC\_20180702\_TEST\ALC\_20180702\_TEST 2018-07-02 10-08-33\002F0201.D

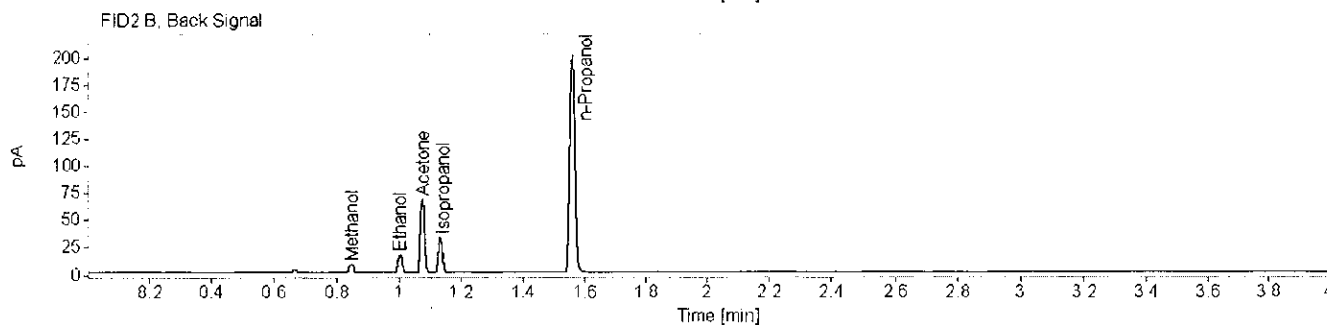
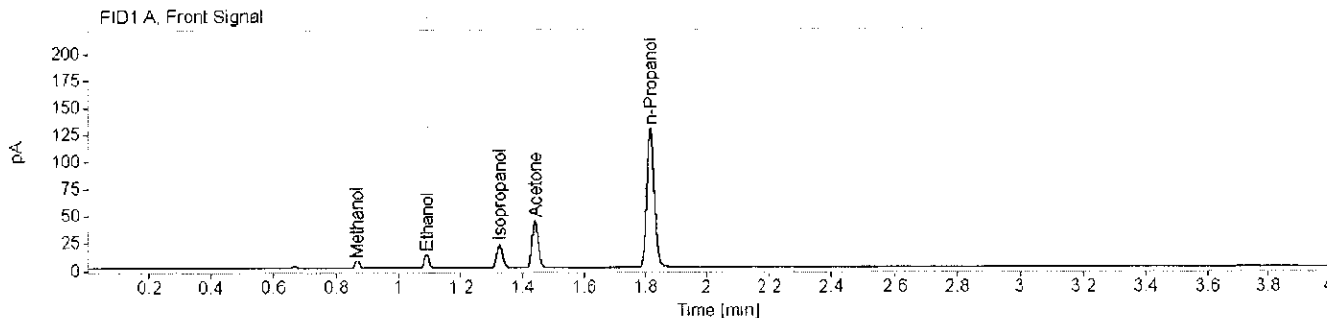


*DM*

**Houston Forensic Science Center, Inc.**  
**Forensic Analysis Division**  
**Toxicology - Volatile Analysis Chromatograms**



Sample name: SS Description: Lot: FN03251502 Vial Number: 3  
 Instrument: Headspace 3 Acq. method: VOLATILES.M Injection date: 7/2/2018 10:28:16 AM  
 Data file: C:\Chem32\1\Data\ALC\_20180702\_TEST\ALC\_20180702\_TEST 2018-07-02 10-08-33\003F0301.D



Name FID1A

Compound	Peak Symmetry	Peak to Valley Ratio	RT [min]	Expected RT [min]	Area	Concentration [g/100 mL]
Methanol	1.00296		0.869	0.868	7.6345	0.0123
Ethanol	0.80123		1.090	1.088	14.8414	0.0120
Isopropanol	0.83508		1.326	1.324	28.9884	0.0105
Acetone	0.89559		1.440	1.439	58.7550	0.0113
n-Propanol	0.84384		1.816	1.816	223.8946	0.0100

Name FID2B

Compound	Peak Symmetry	Peak to Valley Ratio	RT [min]	Expected RT [min]	Area	Concentration [g/100 mL]
Methanol	1.29318		0.849	0.854	7.7477	0.0118
Ethanol	0.86818	346.046276311379	1.005	1.011	15.9480	0.0122
Acetone	0.90225	627.384916162431	1.076	1.081	60.9118	0.0113
Isopropanol	0.87113	298.588077961012	1.135	1.144	30.5257	0.0107
n-Propanol	0.91484		1.560	1.574	231.2366	0.0100

*DM*

-----  
SEQUENCE PARAMETERS  
-----

Sequence : C:\CHEM32\1\SEQUENCE\2018-07\ALC\_20180703\_TEST.S  
Operator : Valerie L Coronado  
Data File Naming : Auto  
Data Directory : C:\Chem32\1\Data\  
Data Subdirectory : ALC\_20180703\_TEST  
Barcode Reader : not used  
Shutdown Cmd/Macro : macro "shutdowncm.mac",go  
Sequence Comment : I.S. Lot: 061218-IS Pipette: Hamilton 7903  
Part of Methods to run: According to Runtime Checklist  
Update Master Method (Data Analysis parameters): No

SEQUENCE TABLE:  
=====

Line : 1F  
Location : 1  
Sample Information :  
Sample Name : Air Control  
Method Name : VOLATILES  
Sample Type : Sample  
-----

=====

Line : 2F  
Location : 2  
Sample Information :  
Sample Name : Air Control  
Method Name : VOLATILES  
Sample Type : Sample  
-----

=====

Line : 3F  
Location : 3  
Sample Information : Lot: FN10261505  
Sample Name : SS  
Method Name : VOLATILES  
Sample Type : Sample  
-----

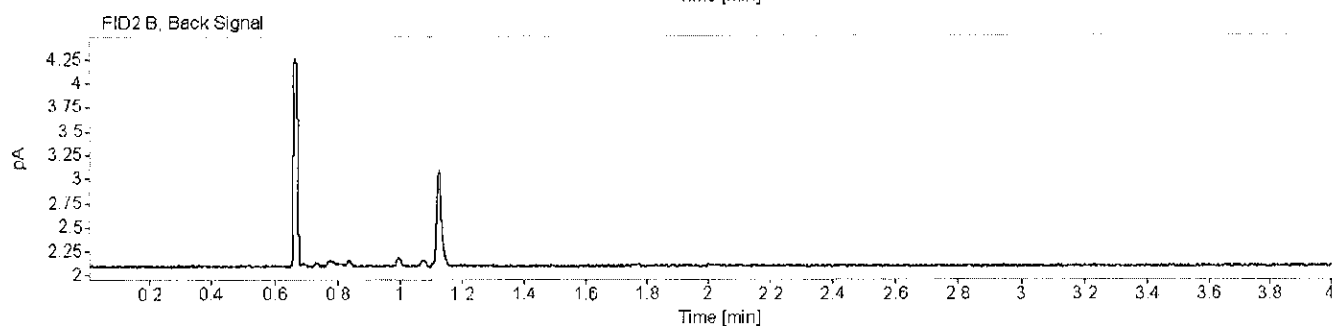
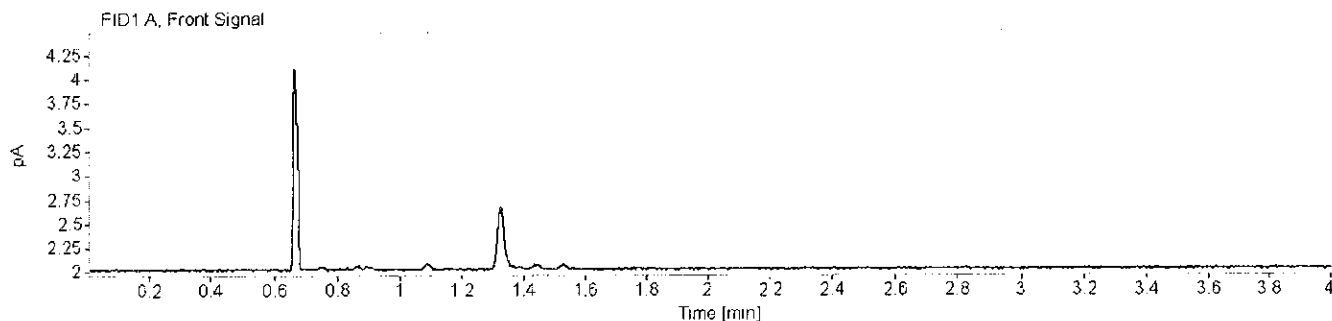
=====

Vc

**Houston Forensic Science Center, Inc.**  
**Forensic Analysis Division**  
**Toxicology - Volatile Analysis Chromatograms**



Sample name: Air Control Description: Vial Number: 1  
Instrument: Headspace 3 Acq. method: VOLATILES.M Injection date: 7/3/2018 10:14:13 AM  
Data file: C:\Chem32\1\Data\ALC\_20180702\_TEST\ALC\_20180703\_TEST 2018-07-03 09-59-27\001F0101.D

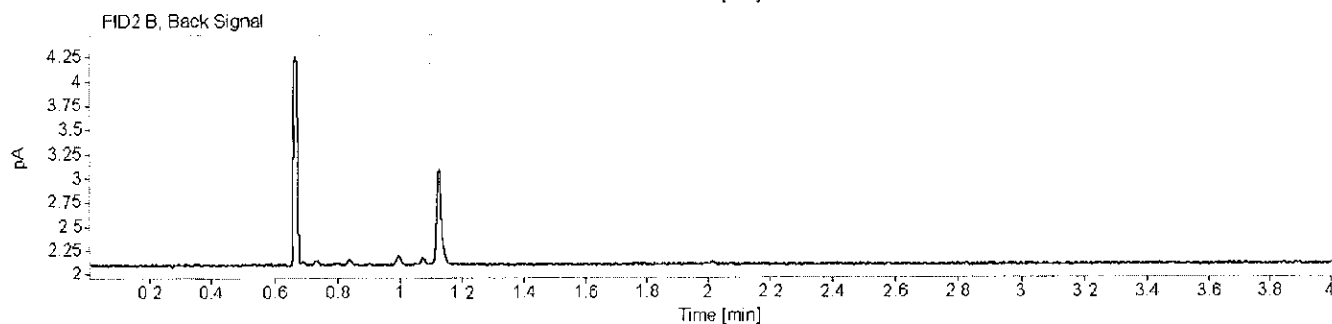
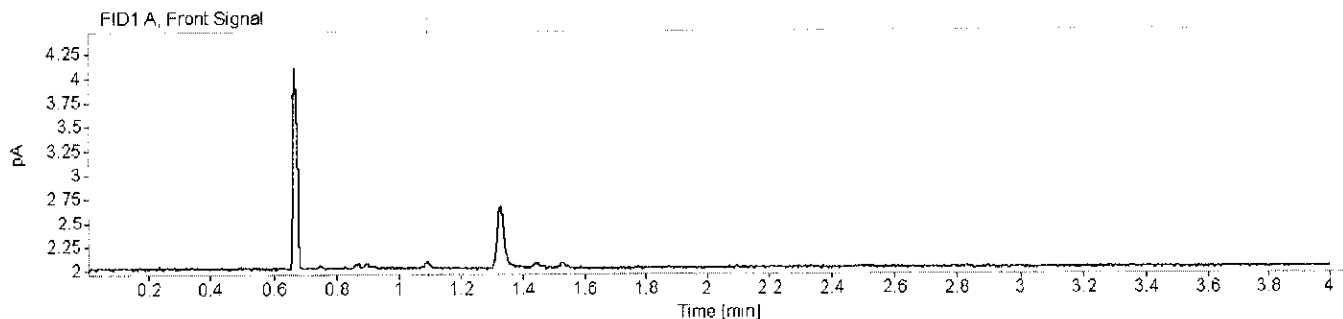


VC

**Houston Forensic Science Center, Inc.**  
**Forensic Analysis Division**  
**Toxicology - Volatile Analysis Chromatograms**



Sample name: Air Control Description: Vial Number: 2  
Instrument: Headspace 3 Acq. method: VOLATILES.M Injection date: 7/3/2018 10:18:42 AM  
Data file: C:\Chem32\1\Data\ALC\_20180702\_TEST\ALC\_20180703\_TEST 2018-07-03 09-59-27\002F0201.D



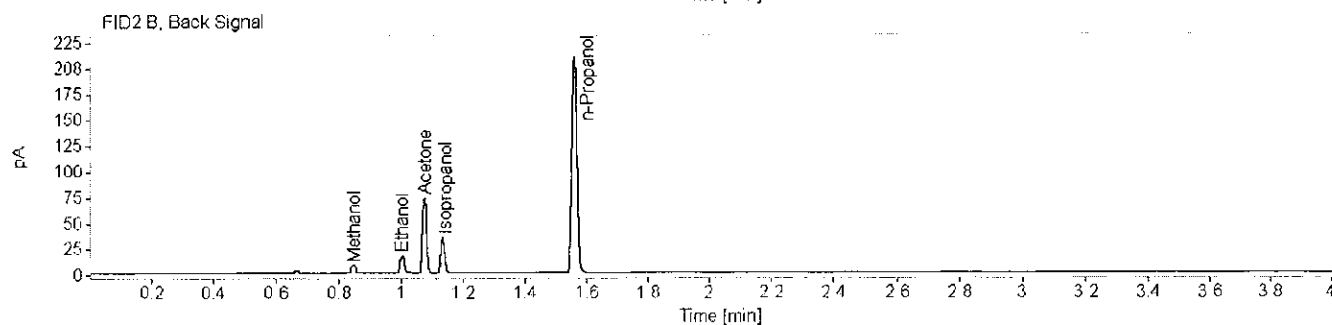
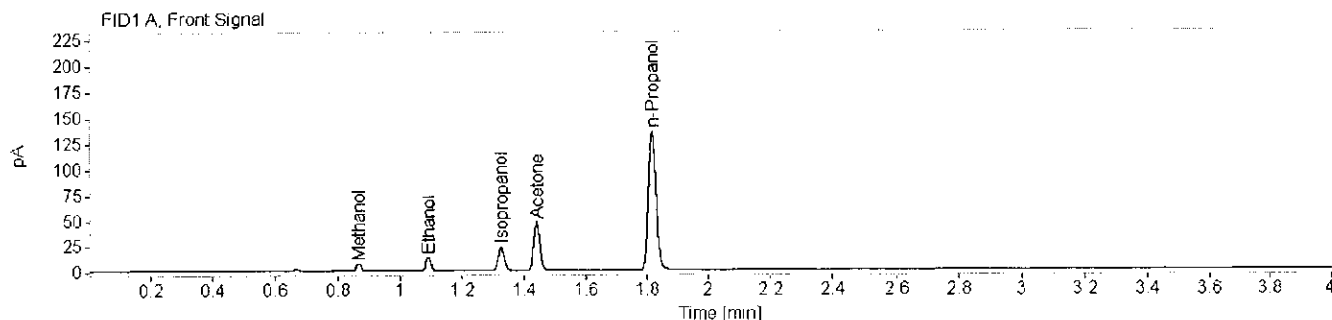
UC



**Houston Forensic Science Center, Inc.**  
**Forensic Analysis Division**  
**Toxicology - Volatile Analysis Chromatograms**



Sample name: SS Description: Lot: FN10261505 Vial Number: 3  
 Instrument: Headspace 3 Acq. method: VOLATILES.M Injection date: 7/3/2018 10:24:35 AM  
 Data file: C:\Chem32\11\Data\ALC\_20180702\_TEST\ALC\_20180703\_TEST 2018-07-03 09-59-27\003F0301.D



Name FID1A

Compound	Peak Symmetry	Peak to Valley Ratio	RT [min]	Expected RT[min]	Area	Concentration [g/100 mL]
Methanol	1.00181		0.869	0.868	8.0396	0.0123
Ethanol	0.80150		1.090	1.088	15.6711	0.0121
Isopropanol	0.76681	164.405793702221	1.326	1.324	32.2044	0.0113
Acetone	0.89648	341.384592679429	1.440	1.439	63.4244	0.0117
n-Propanol	0.84225		1.816	1.816	234.4325	0.0100

Name FID2B

Compound	Peak Symmetry	Peak to Valley Ratio	RT [min]	Expected RT[min]	Area	Concentration [g/100 mL]
Methanol	1.24688		0.849	0.854	8.2242	0.0120
Ethanol	0.82630		1.005	1.011	17.0195	0.0125
Acetone	0.90711		1.076	1.081	65.1731	0.0116
Isopropanol	0.87234		1.135	1.144	32.0148	0.0107
n-Propanol	0.92337		1.560	1.574	241.4517	0.0100

VC