



Houston Forensic Science Center

Comparative and Analytical Division - Toxicology

Headspace GC Maintenance Log

Instrument: Headspace 3

Date	N ₂ Tank Pressure	H ₂ Tank Pressure	Air Tank Pressure	He Tank Pressure	Air Control	SS	Comments	Signature
					Pass/Fail	Pass/Fail		
6/25/18	70 1800	70 800	70 2100	70 2400	PASS	PASS	Changed air tank	<i>[Signature]</i>
6/26/18	70 1750	70 800	70 1900	70 2400	PASS	PASS		BAM
6/27/18	70 1700	70 800	70 1600	70 2300	PASS	PASS		DM
06/29/18	70 1700	70 800	70 1300	70 2300	PASS	PASS		<i>[Signature]</i>
								BAM 7/2/18

Form Complete Date/Signature: Brooke Mendenhall 7/2/2018

SEQUENCE PARAMETERS

Sequence : C:\CHEM32\1\SEQUENCE\2018-06\ALC_20180625_TEST.S
Operator : Ashley Ann Johnson, M.S.
Data File Naming : Auto
Data Directory : C:\Chem32\1\Data\
Data Subdirectory : ALC_20180625_TEST
Barcode Reader : not used
Shutdown Cmd/Macro : macro "shutdowncm.mac",go
Sequence Comment : I.S. Lot: 061218-IS Pipette: Hamilton 7903
Part of Methods to run: According to Runtime Checklist
Update Master Method (Data Analysis parameters): No

SEQUENCE TABLE:
=====

Line : 1F
Location : 1
Sample Information :
Sample Name : Air Control
Method Name : VOLATILES
Sample Type : Sample

=====

Line : 2F
Location : 2
Sample Information :
Sample Name : Air Control
Method Name : VOLATILES
Sample Type : Sample

=====

Line : 3F
Location : 3
Sample Information : Lot: FN03251502
Sample Name : SS
Method Name : VOLATILES
Sample Type : Sample

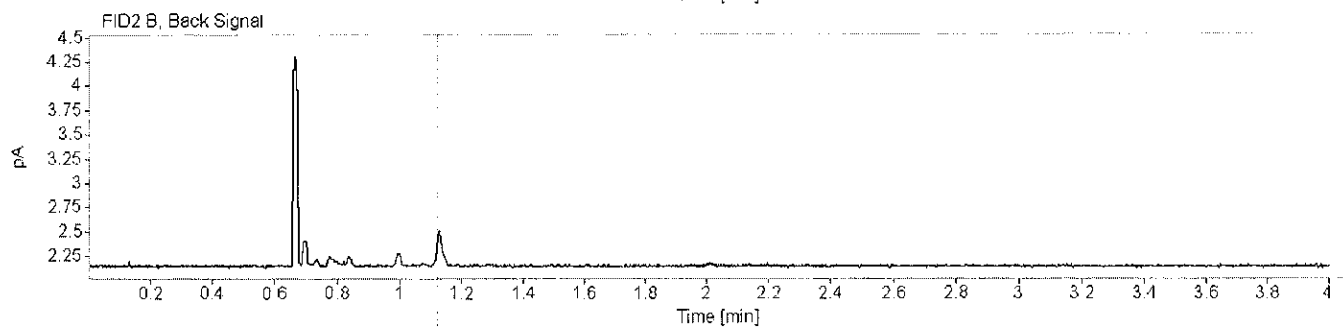
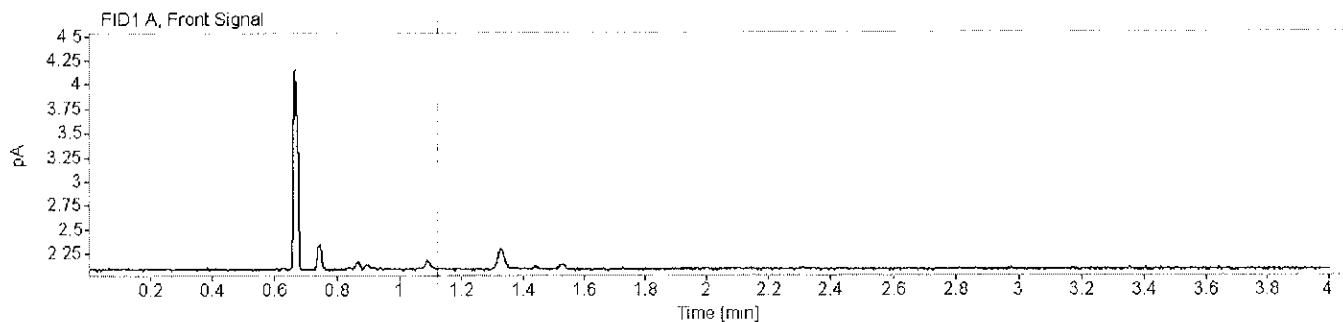
=====



Houston Forensic Science Center, Inc.
Forensic Analysis Division
Toxicology - Volatile Analysis Chromatograms



Sample name: Air Control Description: Vial Number: 1
Instrument: Headspace 3 Acq. method: VOLATILES.M Injection date: 6/25/2018 10:35:33 AM
Data file: C:\Chem32\11\Data\ALC_20180625_TEST\ALC_20180625_TEST 2018-06-25 10-24-16\001F0101.D

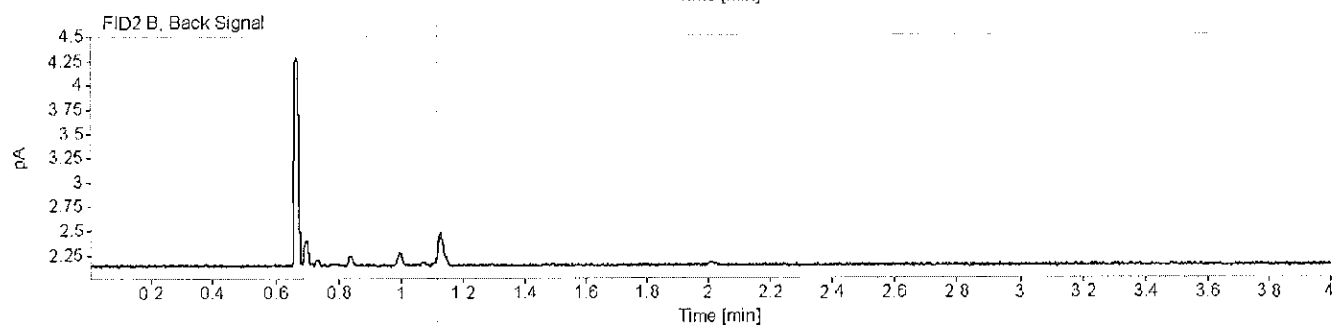
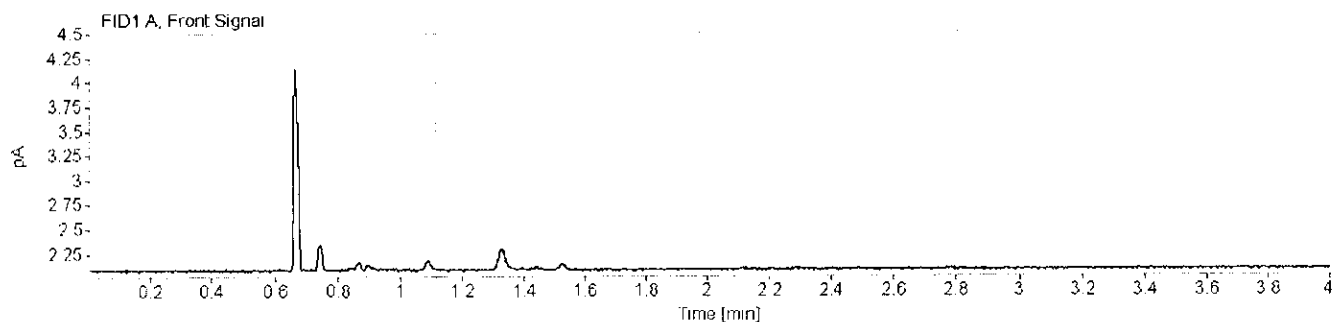


Handwritten signature

Houston Forensic Science Center, Inc.
Forensic Analysis Division
Toxicology - Volatile Analysis Chromatograms



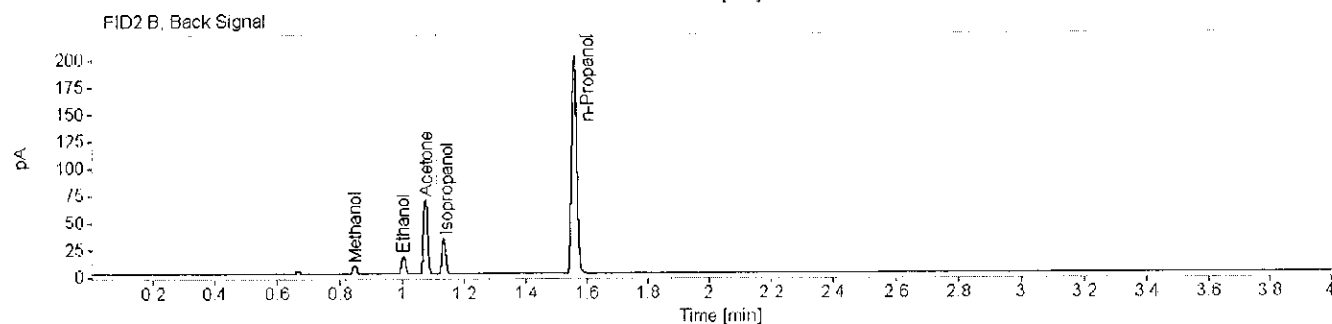
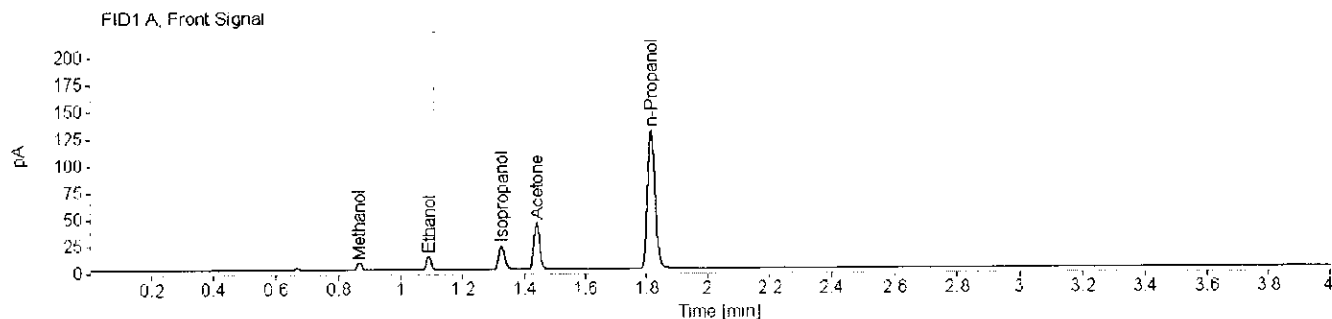
Sample name: Air Control Description: Vial Number: 2
Instrument: Headspace 3 Acq. method: VOLATILES.M Injection date: 6/25/2018 10:40:02 AM
Data file: C:\Chem32\11\Data\ALC_20180625_TEST\ALC_20180625_TEST 2018-06-25 10-24-16\002F0201.D



Houston Forensic Science Center, Inc.
Forensic Analysis Division
Toxicology - Volatile Analysis Chromatograms



Sample name: SS Description: Lot: FN03251502 Vial Number: 3
 Instrument: Headspace 3 Acq. method: VOLATILES.M Injection date: 6/25/2018 10:45:56 AM
 Data file: C:\Chem32\11\Data\ALC_20180625_TEST\ALC_20180625_TEST 2018-06-25 10-24-16\003F0301.D



Name

FID1A ✓

Compound	Peak Symmetry	Peak to Valley Ratio	RT [min]	Expected RT [min]	Area	Concentration [g/100 mL]
Methanol	1.00556		0.869	0.868	7.6876	0.0123
Ethanol	0.79231		1.090	1.088	15.0101	0.0120
Isopropanol	0.84118		1.326	1.324	29.3427	0.0106
Acetone	0.89940		1.440	1.439	59.8496	0.0115
n-Propanol	0.83950		1.816	1.816	225.0197	0.0100

Name

FID2B ✓

Compound	Peak Symmetry	Peak to Valley Ratio	RT [min]	Expected RT [min]	Area	Concentration [g/100 mL]
Methanol	1.34283		0.850	0.854	7.8524	0.0120
Ethanol	0.86914	389.367663993297	1.005	1.011	16.2033	0.0124
Acetone	0.90328	660.410712407306	1.076	1.081	62.1145	0.0116
Isopropanol	0.87063	313.261273651014	1.135	1.144	31.1063	0.0109
n-Propanol	0.92058		1.560	1.574	231.7108	0.0100

SEQUENCE PARAMETERS

Sequence : C:\CHEM32\1\SEQUENCE\2018-06\ALC_20180626_TEST.S
Operator : Brooke Mendenhall
Data File Naming : Auto
Data Directory : C:\Chem32\1\Data\
Data Subdirectory : ALC_20180626_TEST
Barcode Reader : not used
Shutdown Cmd/Macro : macro "shutdowncm.mac",go
Sequence Comment : I.S. Lot: 061218-IS Pipette: Hamilton 1742
Part of Methods to run: According to Runtime Checklist
Update Master Method (Data Analysis parameters): NO

SEQUENCE TABLE:
=====

Line : 1F
Location : 1
Sample Information :
Sample Name : Air Control
Method Name : VOLATILES
Sample Type : Sample

=====

Line : 2F
Location : 2
Sample Information :
Sample Name : Air Control
Method Name : VOLATILES
Sample Type : Sample

=====

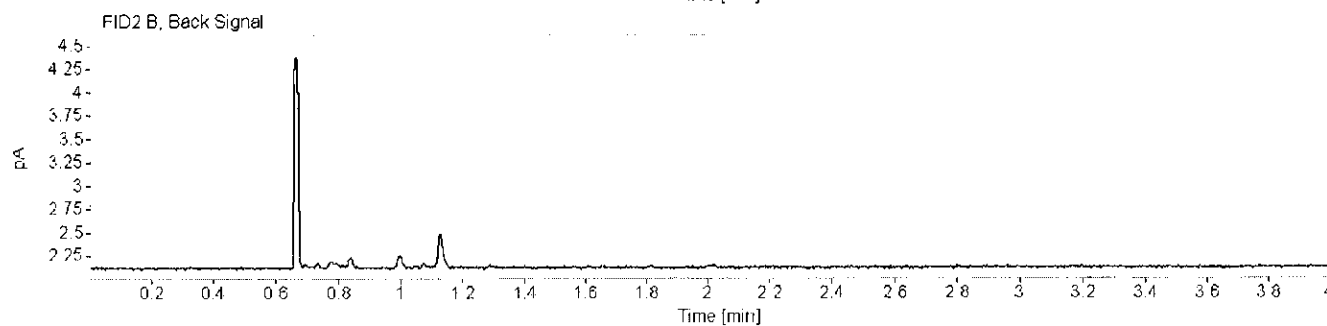
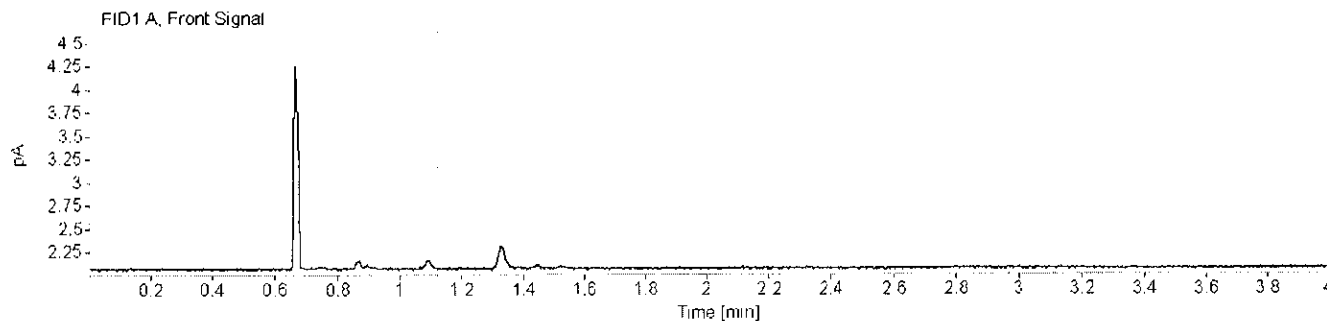
Line : 3F
Location : 3
Sample Information : Lot: FN10261505
Sample Name : SS
Method Name : VOLATILES
Sample Type : Sample

=====

Houston Forensic Science Center, Inc.
Forensic Analysis Division
Toxicology - Volatile Analysis Chromatograms



Sample name: Air Control Description: Vial Number: 1
Instrument: Headspace 3 Acq. method: VOLATILES.M Injection date: 6/26/2018 9:30:24 AM
Data file: C:\Chem32\11\Data\ALC_20180626_TEST\ALC_20180626_TEST 2018-06-26 09-21-04\001F0101.D

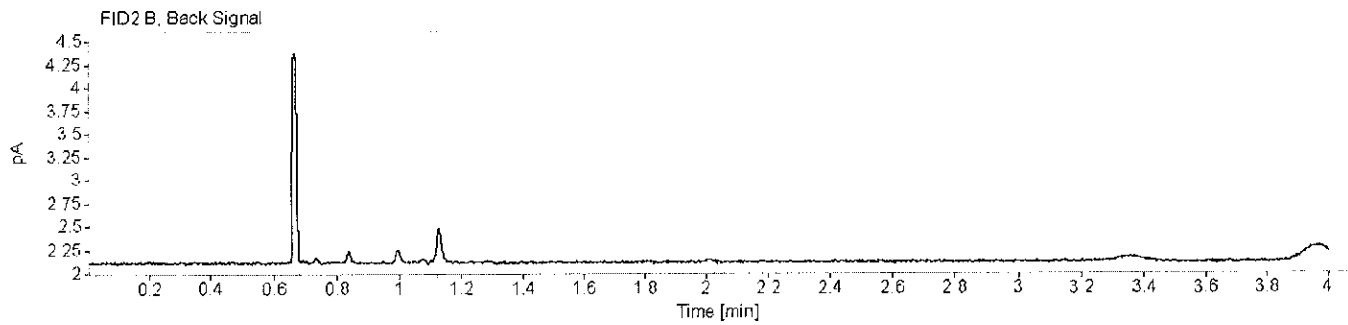
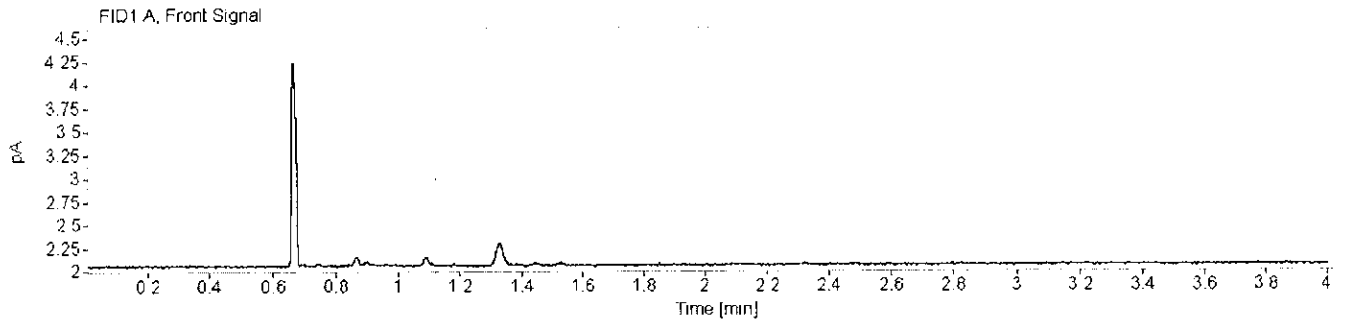


BAM

Houston Forensic Science Center, Inc.
Forensic Analysis Division
Toxicology - Volatile Analysis Chromatograms



Sample name: Air Control Description: Vial Number: 2
Instrument: Headspace 3 Acq. method: VOLATILES.M Injection date: 6/26/2018 9:34:54 AM
Data file: C:\Chem32\1\Data\ALC_20180626_TEST\ALC_20180626_TEST 2018-06-26 09-21-04\002F0201.D

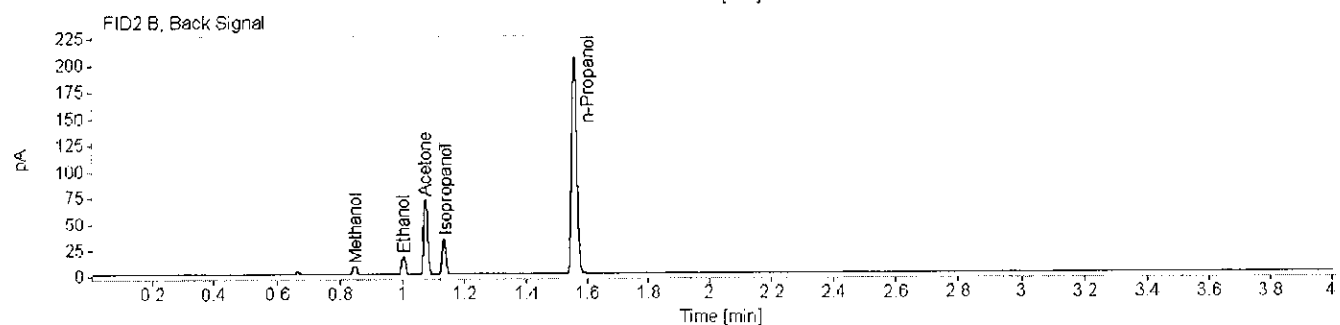
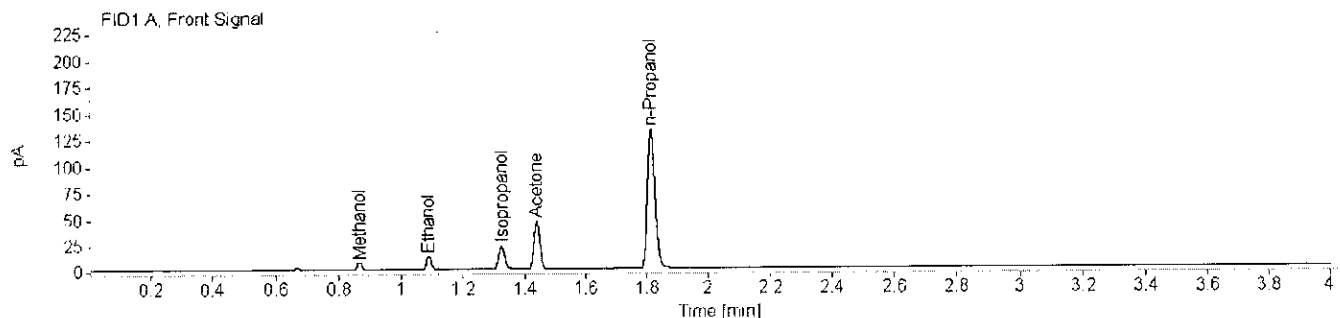


BAM

Houston Forensic Science Center, Inc.
Forensic Analysis Division
Toxicology - Volatile Analysis Chromatograms



Sample name: SS Description: Lot: FN10261505 Vial Number: 3
 Instrument: Headspace 3 Acq. method: VOLATILES.M Injection date: 6/26/2018 9:40:47 AM
 Data file: C:\Chem32\1\Data\ALC_20180626_TEST\ALC_20180626_TEST 2018-06-26 09-21-04\003F0301.D



Name FID1A

Compound	Peak Symmetry	Peak to Valley Ratio	RT [min]	Expected RT[min]	Area	Concentration [g/100 mL]
Methanol	0.98027		0.869	0.868	7.9267	0.0124
Ethanol	0.79112		1.090	1.088	15.3575	0.0121
Isopropanol	0.84049		1.326	1.324	29.7945	0.0106
Acetone	0.89915		1.440	1.439	61.8094	0.0117
n-Propanol	0.83863		1.816	1.816	229.1747	0.0100

Name FID2B

Compound	Peak Symmetry	Peak to Valley Ratio	RT [min]	Expected RT[min]	Area	Concentration [g/100 mL]
Methanol	1.26226		0.849	0.854	8.0804	0.0121
Ethanol	0.89147	361.927975870448	1.005	1.011	16.3069	0.0122
Acetone	0.90384	800.506434611628	1.076	1.081	64.0591	0.0117
Isopropanol	0.86927	372.237924856899	1.135	1.144	31.3390	0.0107
n-Propanol	0.92017		1.560	1.574	236.4082	0.0100

BAM

SEQUENCE PARAMETERS

Sequence : C:\CHEM32\1\SEQUENCE\2018-06\ALC_20180627_TEST.S
Operator : Dana R Mike
Data File Naming : Auto
Data Directory : C:\Chem32\1\Data\
Data Subdirectory : ALC_20180627_TEST
Barcode Reader : not used
Shutdown Cmd/Macro : macro "shutdowncm.mac",go
Sequence Comment : I.S. Lot: 061218-IS Pipette: Hamilton 7903
Part of Methods to run: According to Runtime Checklist
Update Master Method (Data Analysis parameters): No

SEQUENCE TABLE:
=====

Line : 1F
Location : 1
Sample Information :
Sample Name : Air Control
Method Name : VOLATILES
Sample Type : Sample

=====

Line : 2F
Location : 2
Sample Information :
Sample Name : Air Control
Method Name : VOLATILES
Sample Type : Sample

=====

Line : 3F
Location : 3
Sample Information : Lot: FN03251502
Sample Name : SS
Method Name : VOLATILES
Sample Type : Sample

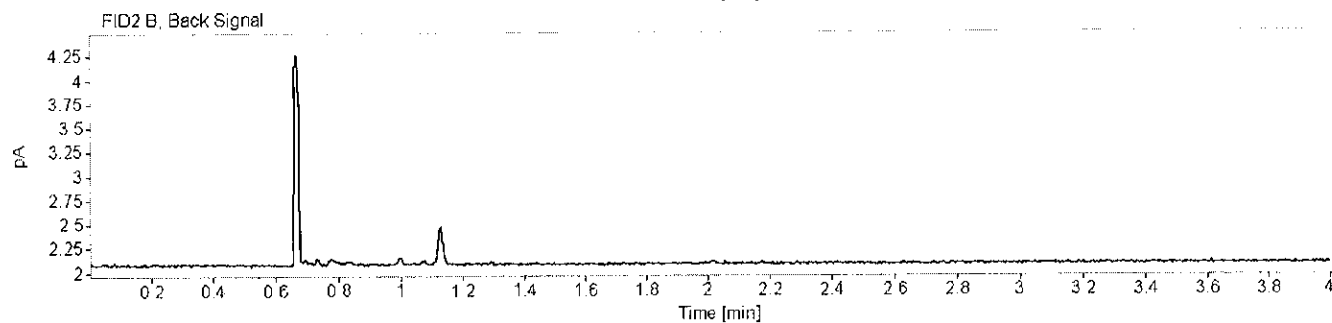
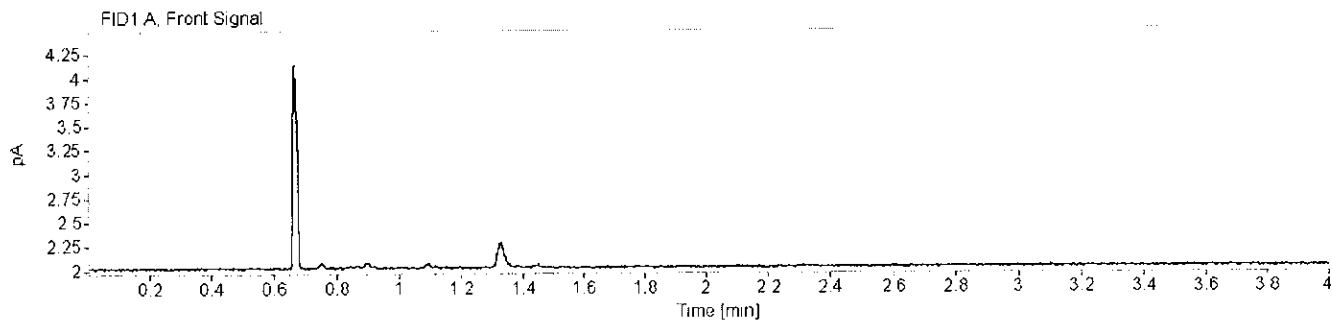
=====



Houston Forensic Science Center, Inc.
Forensic Analysis Division
Toxicology - Volatile Analysis Chromatograms



Sample name: Air Control Description: Vial Number: 1
Instrument: Headspace 3 Acq. method: VOLATILES.M Injection date: 6/27/2018 10:35:19 AM
Data file: C:\Chem32\1\Data\ALC_20180627_TEST\ALC_20180627_TEST 2018-06-27 10-20-36\001F0101.D

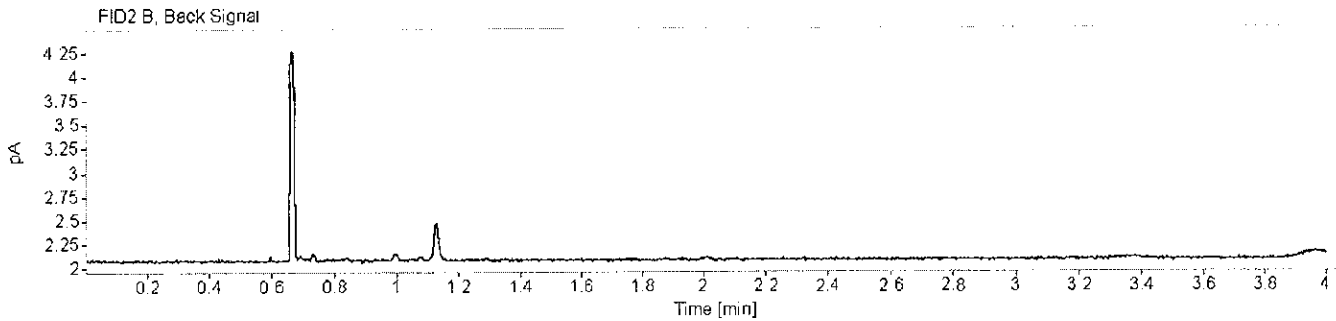
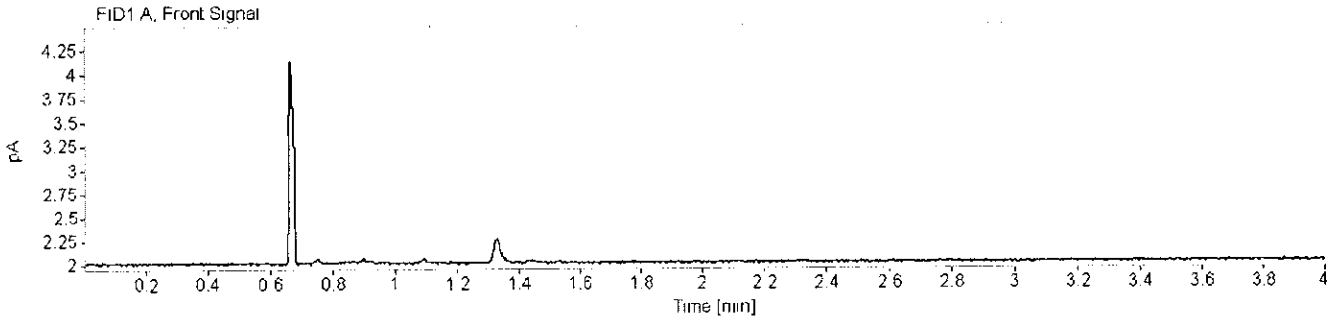


DM

Houston Forensic Science Center, Inc.
Forensic Analysis Division
Toxicology - Volatile Analysis Chromatograms



Sample name: Air Control Description: Vial Number: 2
Instrument: Headspace 3 Acq. method: VOLATILES.M Injection date: 6/27/2018 10:39:49 AM
Data file: C:\Chem32\1\Data\ALC_20180627_TEST\ALC_20180627_TEST 2018-06-27 10-20-36\002F0201.D

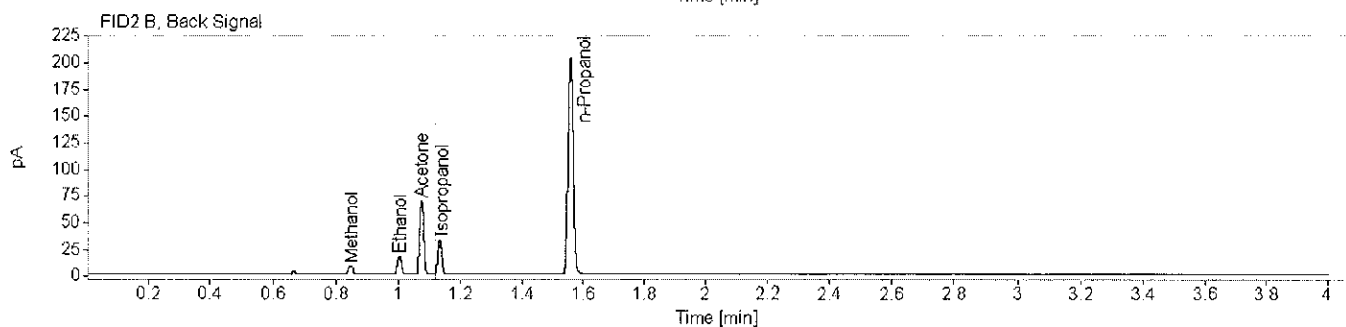
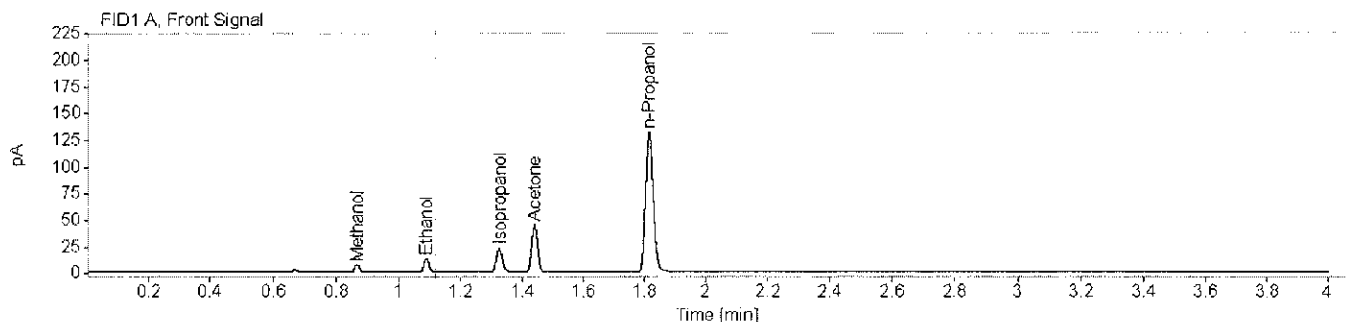


AM

Houston Forensic Science Center, Inc.
Forensic Analysis Division
Toxicology - Volatile Analysis Chromatograms



Sample name: SS Description: Lot: FN03251502 Vial Number: 3
 Instrument: Headspace 3 Acq. method: VOLATILES.M Injection date: 6/27/2018 10:45:42 AM
 Data file: C:\Chem32\11\Data\ALC_20180627_TEST\ALC_20180627_TEST 2018-06-27 10-20-36\003F0301.D



Name FID1A

Compound	Peak Symmetry	Peak to Valley Ratio	RT [min]	Expected RT[min]	Area	Concentration [g/100 mL]
Methanol	0.99095		0.869	0.868	7.6699	0.0121
Ethanol	0.80322		1.090	1.088	15.0424	0.0120
Isopropanol	0.83740		1.326	1.324	29.3285	0.0105
Acetone	0.89583		1.440	1.439	59.6914	0.0114
n-Propanol	0.83952		1.816	1.816	227.1695	0.0100

Name FID2B

Compound	Peak Symmetry	Peak to Valley Ratio	RT [min]	Expected RT[min]	Area	Concentration [g/100 mL]
Methanol	1.23214		0.849	0.854	7.8729	0.0119
Ethanol	0.85583	376.764665163885	1.005	1.011	16.1863	0.0123
Acetone	0.90263	851.866596656005	1.076	1.081	61.9036	0.0114
Isopropanol	0.86928	404.189909301231	1.135	1.144	30.8920	0.0107
n-Propanol	0.91749		1.560	1.574	234.0934	0.0100

DM

SEQUENCE PARAMETERS

Sequence : C:\CHEM32\1\SEQUENCE\2018-06\ALC_20180629_TEST.S
Operator : Corissa L. Rodgers, M.S.
Data File Naming : Auto
Data Directory : C:\Chem32\1\Data\
Data Subdirectory : ALC_20180629_TEST
Barcode Reader : not used
Shutdown Cmd/Macro : macro "shutdowncm.mac",go
Sequence Comment : I.S. Lot: 061218-IS Pipette: Hamilton 7903
Part of Methods to run: According to Runtime Checklist
Update Master Method (Data Analysis parameters): No

SEQUENCE TABLE:
=====

Line : 1F
Location : 1
Sample Information :
Sample Name : Air Control
Method Name : VOLATILES
Sample Type : Sample

=====

Line : 2F
Location : 2
Sample Information :
Sample Name : Air Control
Method Name : VOLATILES
Sample Type : Sample

=====

Line : 3F
Location : 3
Sample Information : Lot: FN03251502
Sample Name : SS
Method Name : VOLATILES
Sample Type : Sample

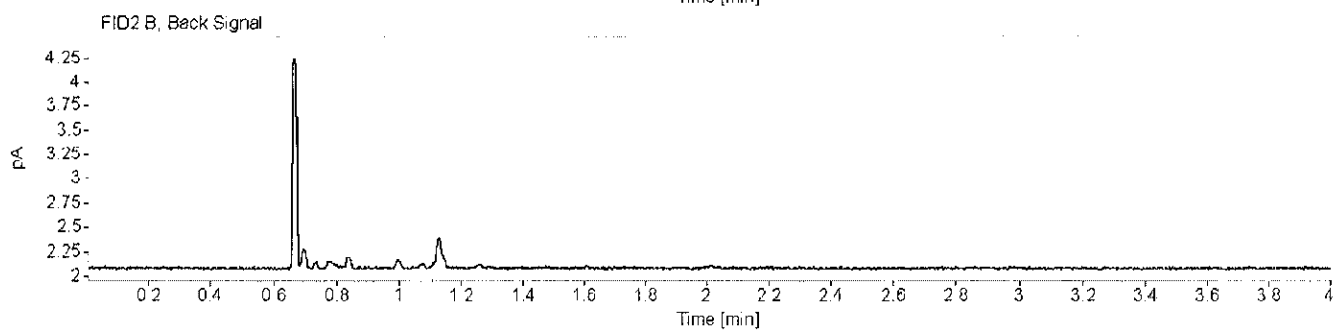
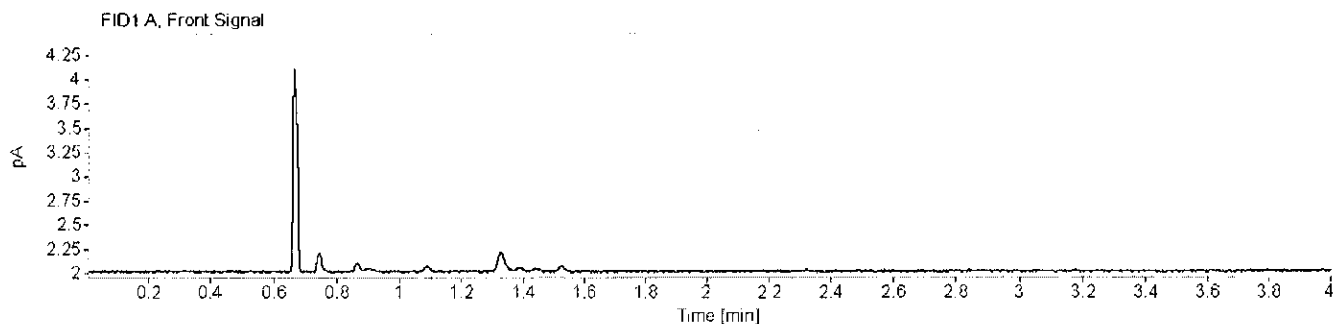
=====

CR

Houston Forensic Science Center, Inc.
Forensic Analysis Division
Toxicology - Volatile Analysis Chromatograms



Sample name: Air Control Description: Vial Number: 1
Instrument: Headspace 3 Acq. method: VOLATILES.M Injection date: 6/29/2018 11:37:39 AM
Data file: C:\Chem32\1\Data\ALC_20180629_TEST\ALC_20180629_TEST 2018-06-29 11-28-37\001F0101.D

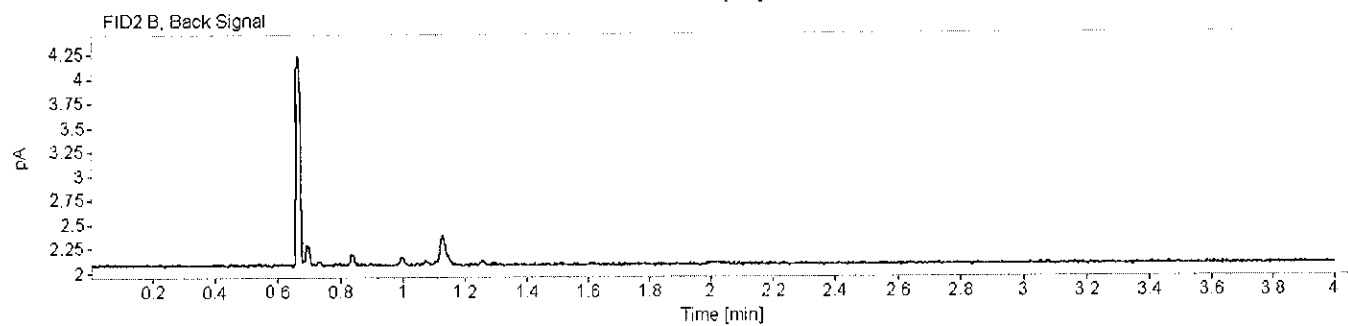
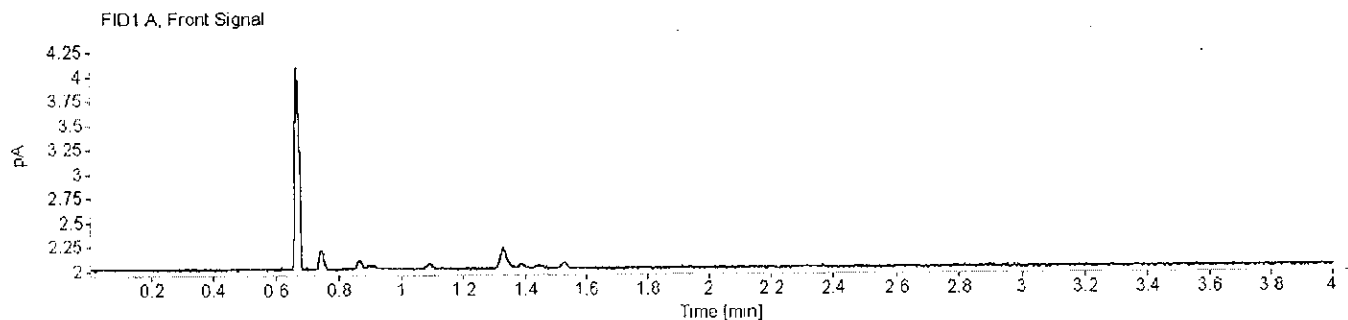


RM

Houston Forensic Science Center, Inc.
Forensic Analysis Division
Toxicology - Volatile Analysis Chromatograms



Sample name: Air Control Description: Vial Number: 2
Instrument: Headspace 3 Acq. method: VOLATILES.M Injection date: 6/29/2018 11:42:09 AM
Data file: C:\Chem32\11\Data\ALC_20180629_TEST\ALC_20180629_TEST 2018-06-29 11-28-37\002F0201.D

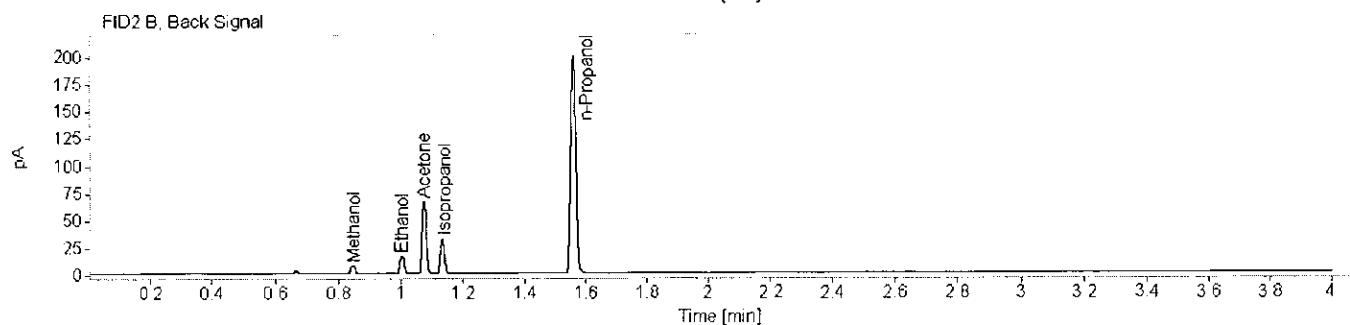
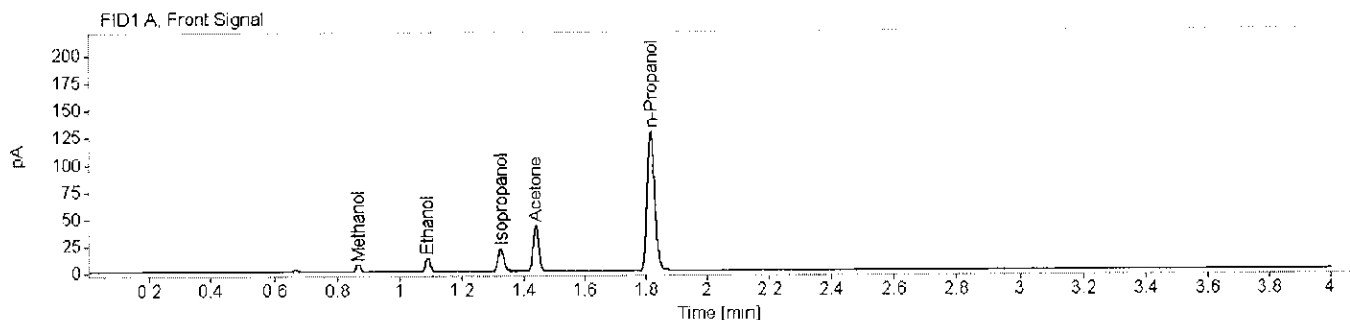


eyc

Houston Forensic Science Center, Inc.
Forensic Analysis Division
Toxicology - Volatile Analysis Chromatograms



Sample name: SS Description: Lot: FN03251502 Vial Number: 3
 Instrument: Headspace 3 Acq. method: VOLATILES.M Injection date: 6/29/2018 11:48:02 AM
 Data file: C:\Chem32\1\Data\ALC_20180629_TEST\ALC_20180629_TEST 2018-06-29 11-28-37\003F0301.D



Name FID1A

Compound	Peak Symmetry	Peak to Valley Ratio	RT [min]	Expected RT[min]	Area	Concentration [g/100 mL]
Methanol	1.01579		0.869	0.868	7.7408	0.0125
Ethanol	0.79348		1.090	1.088	14.9204	0.0121
Isopropanol	0.83716		1.326	1.324	28.5770	0.0104
Acetone	0.89356		1.440	1.439	57.7037	0.0112
n-Propanol	0.83620		1.816	1.816	222.4956	0.0100

Name FID2B

Compound	Peak Symmetry	Peak to Valley Ratio	RT [min]	Expected RT[min]	Area	Concentration [g/100 mL]
Methanol	1.33628		0.850	0.854	7.9158	0.0122
Ethanol	0.87309	408.249299602674	1.005	1.011	16.0459	0.0124
Acetone	0.90835	779.089253719451	1.076	1.081	59.8256	0.0112
Isopropanol	0.87648	372.492762404978	1.135	1.144	30.2301	0.0107
n-Propanol	0.91757		1.561	1.574	229.2695	0.0100

RM