



Houston Forensic Science Center
Comparative and Analytical Division - Toxicology

Headspace GC Maintenance Log

Instrument: Headspace 2

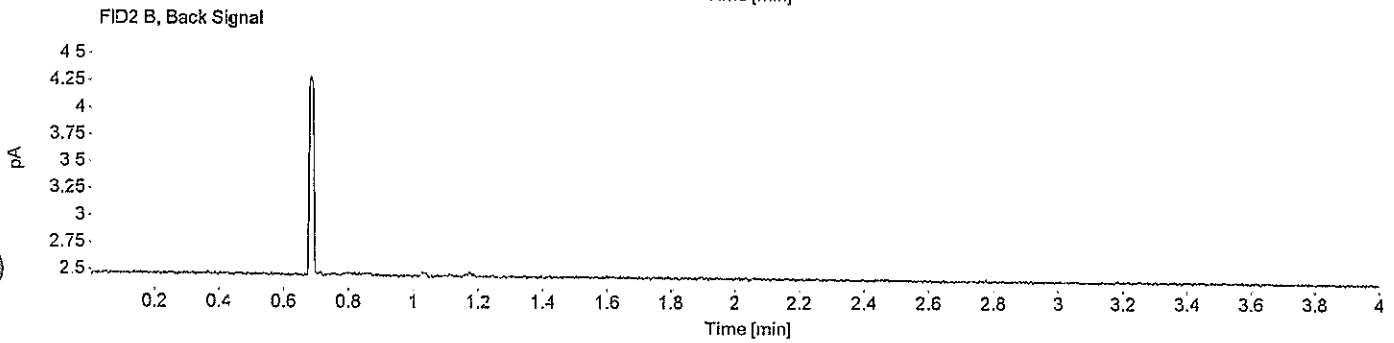
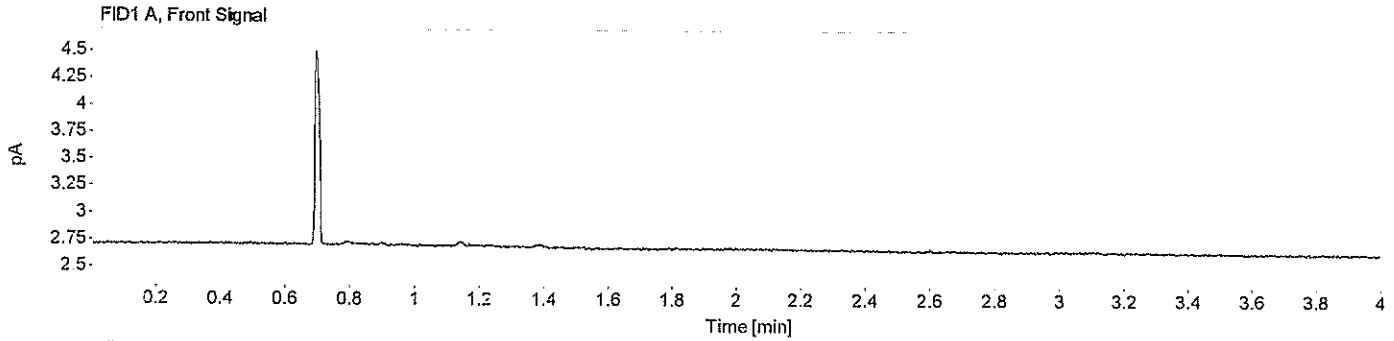
Date	N ₂ Tank Pressure	H ₂ Water Level	H ₂ Pressure	Air Tank Pressure	He Tank Pressure	Air Control	SS	Comments	Signature
						Pass/Fail	Pass/Fail		
10/25/2021	70 2100	yes	70	70 900	70 800	Pass	Pass		JR
10/29/2021	70 1950	yes	70	70 600	70 600	pass	pass		HLL
 									
 									
 									
BAM 11/1/2021									

Form Complete Date/Signature: Breoke Mendenhall 11/1/2021

Houston Forensic Science Center, Inc.
Comparative and Analytical Division - Toxicology
Volatiles Analysis Chromatograms



Sample Name: Air Control Description: Vial Number: 1
Instrument: Headspace 2 Acc. Method: ALC.M Injection Date: 10/25/2021 8:50:57 AM
Data File: C:\Chem32\1\Data\ALC_20211025_TEST 2021-10-25 08-41-55\001F0101.D

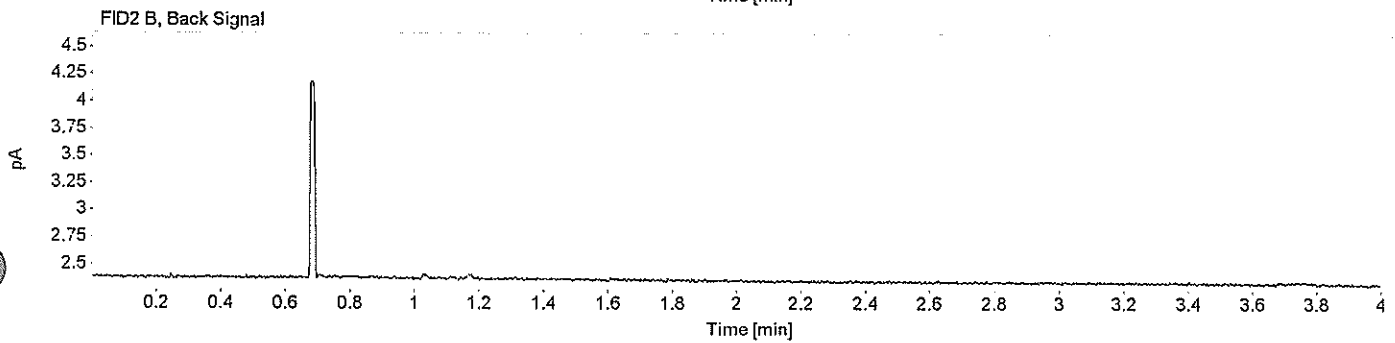
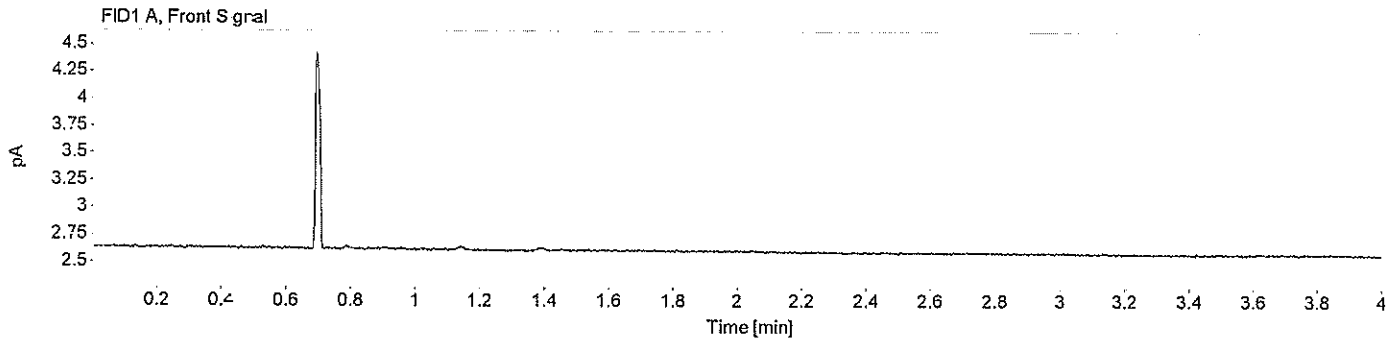


JR

Houston Forensic Science Center, Inc.
Comparative and Analytical Division - Toxicology
Volatiles Analysis Chromatograms



Sample Name: Air Control Description: Vial Number: 2
Instrument: Headspace 2 Acq. Method: ALC.M Injection Date: 10/25/2021 8:55:28 AM
Data File: C:\Chem32\11\Data\ALC_20211025_TEST 2021-10-25 08-41-55\002F0201.D

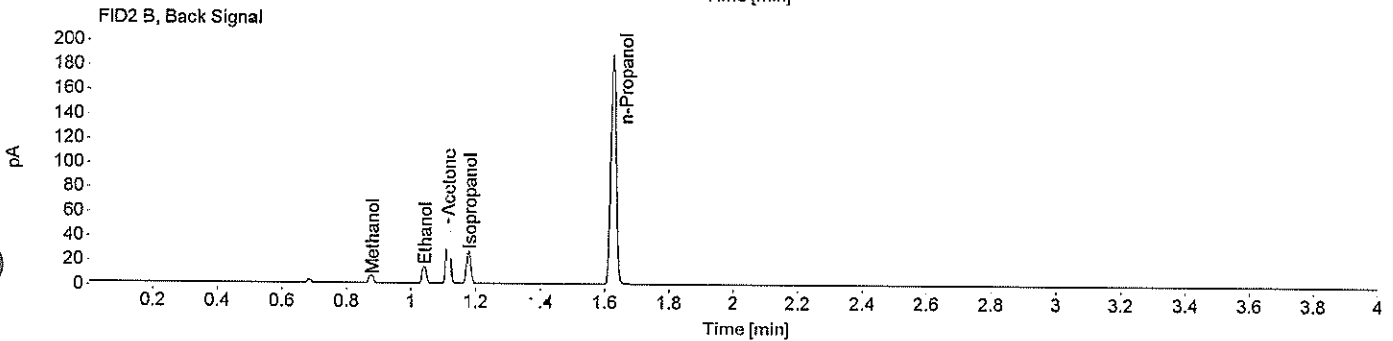
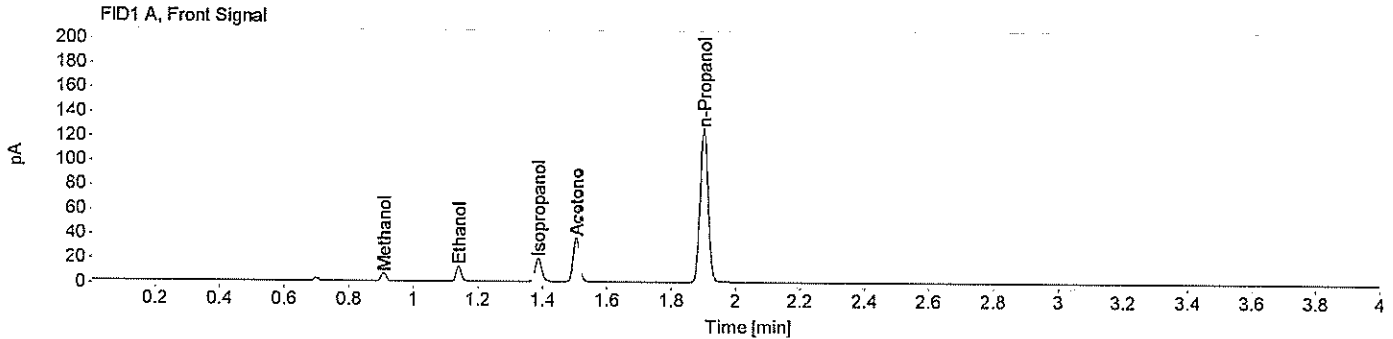


JR

Houston Forensic Science Center, Inc.
 Comparative and Analytical Division - Toxicology
 Volatiles Analysis Chromatograms



Sample Name: SS Description: Lot: FN02242010 Vial Number: 3
 Instrument: Headspace 2 Acq. Method: ALC.M Injection Date: 10/25/2021 9:01:20 AM
 Data File: C:\Chem32\1\Data\ALC_2021-025_TEST 2021-10-25 08-41-55\003F0301.D



Name FID1A

Compound	Peak Symmetry	Peak to Valley Ratio	RT [min]	Expected RT [min]	Area	Concentration [g/100 mL]
Methanol	1.02024		0.908	0.908	6.5061	0.0106
Ethanol	0.87920		1.140	1.139	13.3135	0.0110
Isopropanol	0.89098		1.387	1.386	25.7971	0.0094
Acetone	0.90535		1.504	1.503	49.4266	0.0096
n-Propanol	0.91489		1.901	1.901	219.4668	0.0100

Name FID2B

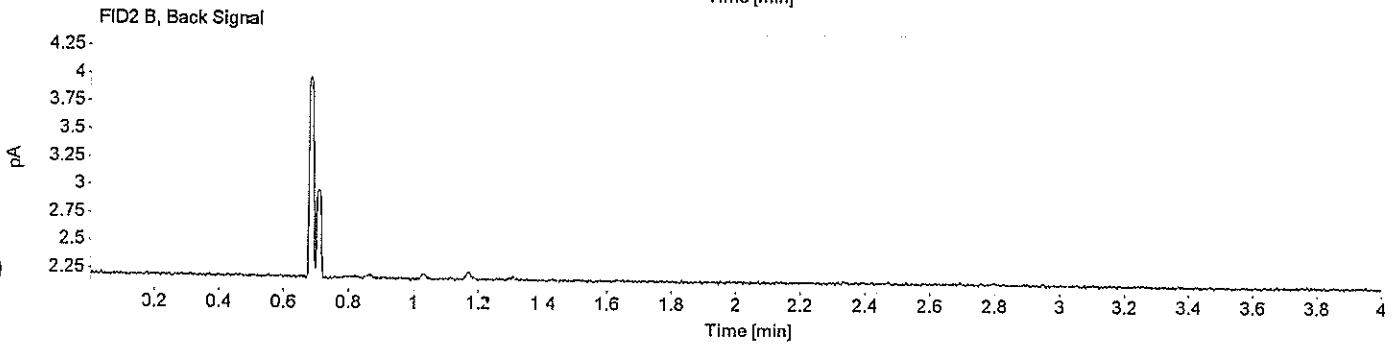
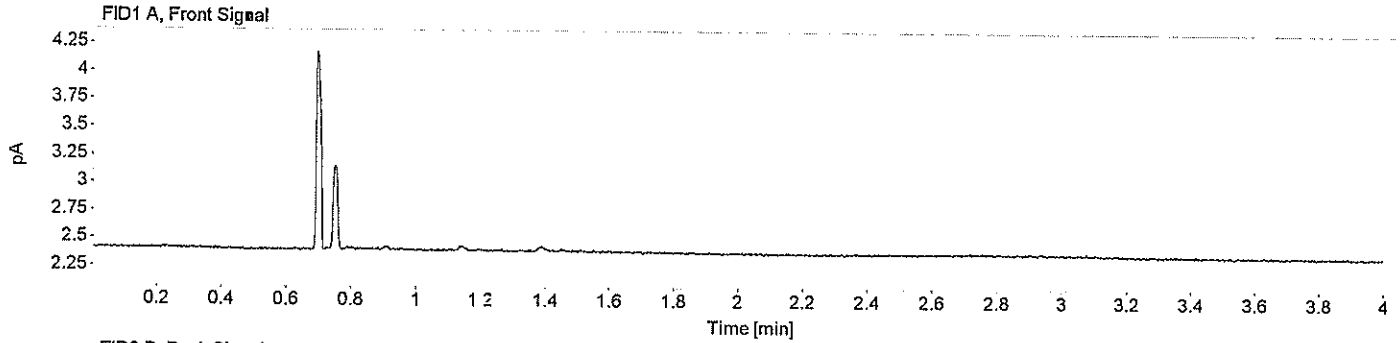
Compound	Peak Symmetry	Peak to Valley Ratio	RT [min]	Expected RT [min]	Area	Concentration [g/100 mL]
Methanol	1.21148		0.877	0.879	6.5529	0.0106
Ethanol	0.90904		1.040	1.041	13.3487	0.0108
Acetone	0.92634		1.114	1.115	48.9406	0.0095
Isopropanol	0.90121		1.177	1.180	25.7130	0.0094
n-Propanol	0.97038		1.626	1.629	218.8222	0.0100

JR

Houston Forensic Science Center, Inc.
Comparative and Analytical Division - Toxicology
Volatiles Analysis Chromatograms



Sample Name: Air Control Description: Vial Number: 1
Instrument: Headspace 2 Acq. Method: ALC.M Injection Date: 10/29/2021 8:17:18 AM
Data File: C:\Chem32\1\Data\ALC_20211029_TEST 2021-10-29 08-08-16\001F0101.D

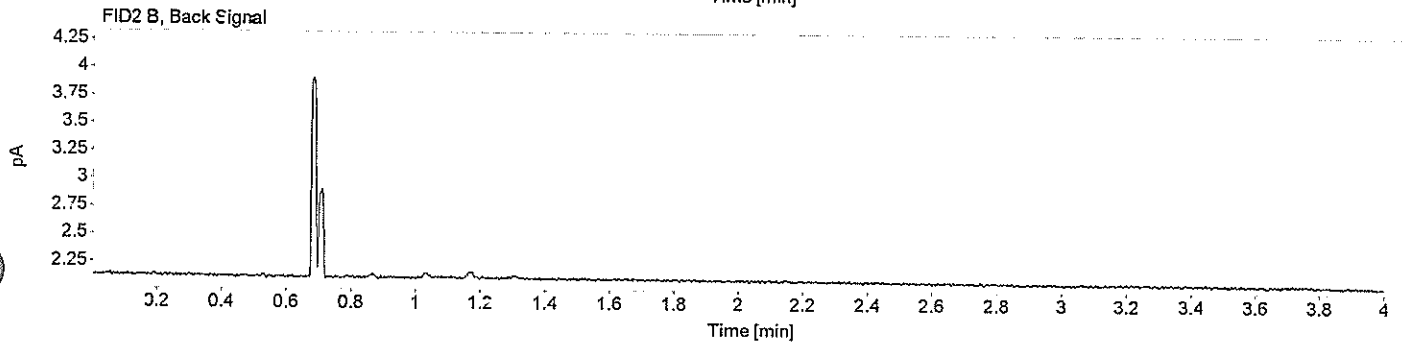
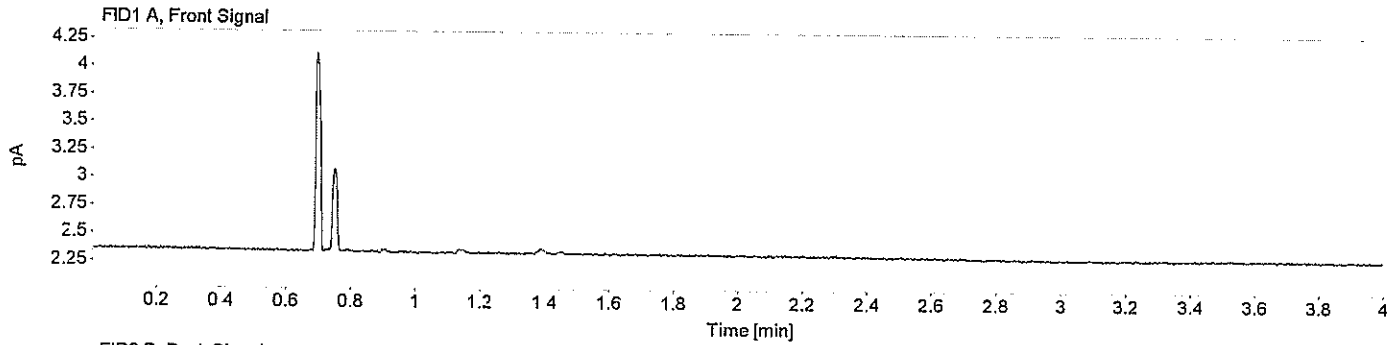


HM

Houston Forensic Science Center, Inc.
Comparative and Analytical Division - Toxicology
Volatiles Analysis Chromatograms



Sample Name: Air Control Description: Vial Number: 2
Instrument: Headspace 2 Acq. Method: ALC.M Injection Date: 10/29/2021 8:21:48 AM
Data File: C:\Chem32\1\Data\ALC_20211029_TEST 2021-10-29 08-08-16\002F0201.D

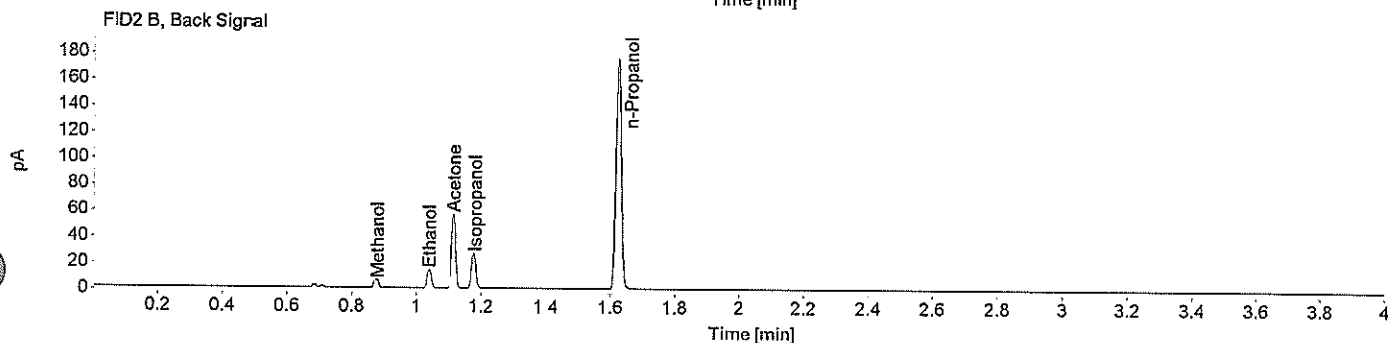
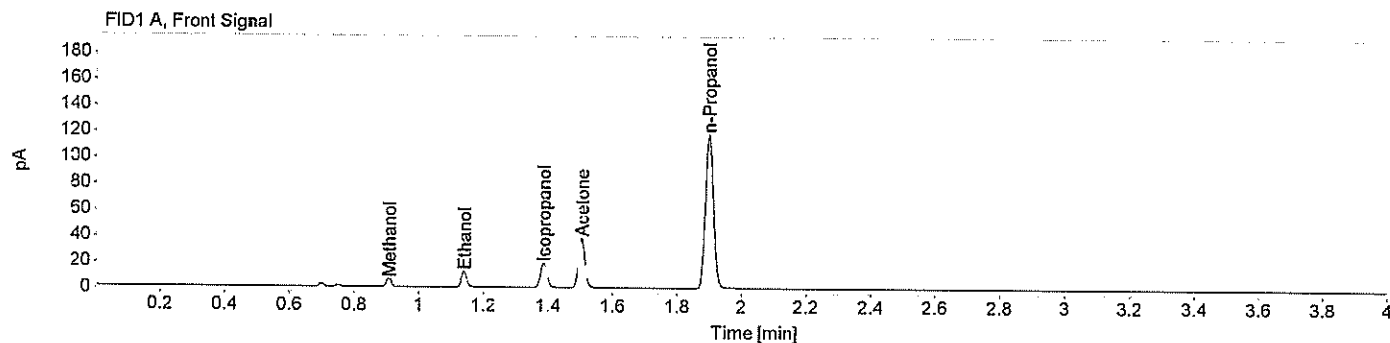


HM

Houston Forensic Science Center, Inc.
 Comparative and Analytical Division - Toxicology
 Volatiles Analysis Chromatograms



Sample Name: SS Description: Lot: FN02242010 Vial Number: 3
 Instrument: Headspace 2 Acq. Method: ALC.M Injection Date: 10/29/2021 8:27:41 AM
 Data File: C:\Chem32\1\Data\ALC_20211029_TEST 2021-10-29 08-08-16\003F0301.D



Name FID1A

Compound	Peak Symmetry	Peak to Valley Ratio	RT [min]	Expected RT [min]	Area	Concentration [g/100 mL]
Methanol	1.02554		0.908	0.908	6.4702	0.0114
Ethanol	0.87810		1.139	1.139	13.1715	0.0116
Isopropanol	0.88583		1.386	1.386	25.6564	0.0102
Acetone	0.90317		1.504	1.503	51.8076	0.0109
n-Propanol	0.90608		1.900	1.901	204.4902	0.0100

Name FID2B

Compound	Peak Symmetry	Peak to Valley Ratio	RT [min]	Expected RT [min]	Area	Concentration [g/100 mL]
Methanol	1.44173		0.877	0.879	6.4286	0.0111
Ethanol	0.93861		1.040	1.041	13.1087	0.0114
Acetone	0.93031	1259.13804712564	1.114	1.115	51.3295	0.0108
Isopropanol	0.89922	599.573173553795	1.176	1.180	25.6349	0.0101
n-Propanol	0.95568		1.625	1.629	203.7978	0.0100

HAM