



Houston Forensic Science Center  
Comparative and Analytical Division - Toxicology

Headspace GC Maintenance Log

Instrument: Headspace 2

Date	N <sub>2</sub> Tank Pressure	H <sub>2</sub> Tank Pressure	Air Tank Pressure	He Tank Pressure	Air Control	SS	Comments	Signature
					Pass/Fail	Pass/Fail		
11/27/18	70 2500	70 2350	70 1800	70 2300	PASS	PASS		DM
11/28/18	70 2450	70 2300	70 1500	70 2300	Pass	Pass		ELC
11/29/18	70 2400	70 2300	70 1250	70 2250	PASS	PASS		DM

BAM  
12/3/18

Form Complete Date/Signature: Brooke Mendenhall 12/3/18

-----  
SEQUENCE PARAMETERS  
-----

Sequence : C:\CHEM32\1\SEQUENCE\2018\11-NOVEMBER\ALC\_20181127\_TEST.S  
Operator : Dana R. Mike  
Data File Naming : Auto  
Data Directory : C:\Chem32\1\Data\  
Data Subdirectory : ALC\_20181127\_TEST  
Barcode Reader : not used  
Shutdown Cmd/Macro : macro "shutdowncm.mac",go  
Sequence Comment : I.S. Lot: 181108-IS Pipette: Hamilton 1742  
Part of Methods to run: According to Runtime Checklist  
Update Master Method (Data Analysis parameters): No

SEQUENCE TABLE:  
=====

Line : 1F  
Location : 1  
Sample Information :  
Sample Name : Air Control  
Method Name : VOLATILES  
Sample Type : Sample  
-----

=====

Line : 2F  
Location : 2  
Sample Information :  
Sample Name : Air Control  
Method Name : VOLATILES  
Sample Type : Sample  
-----

=====

Line : 3F  
Location : 3  
Sample Information : Lot: FN10221601  
Sample Name : SS  
Method Name : VOLATILES  
Sample Type : Sample  
-----

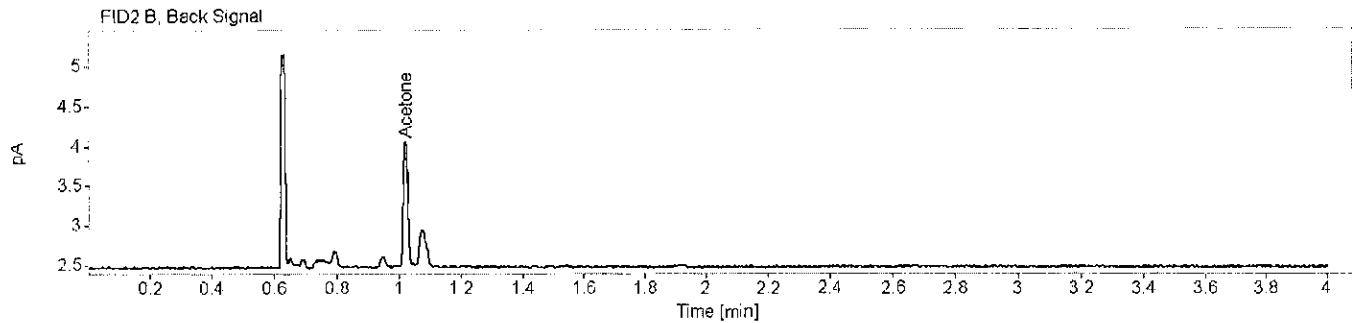
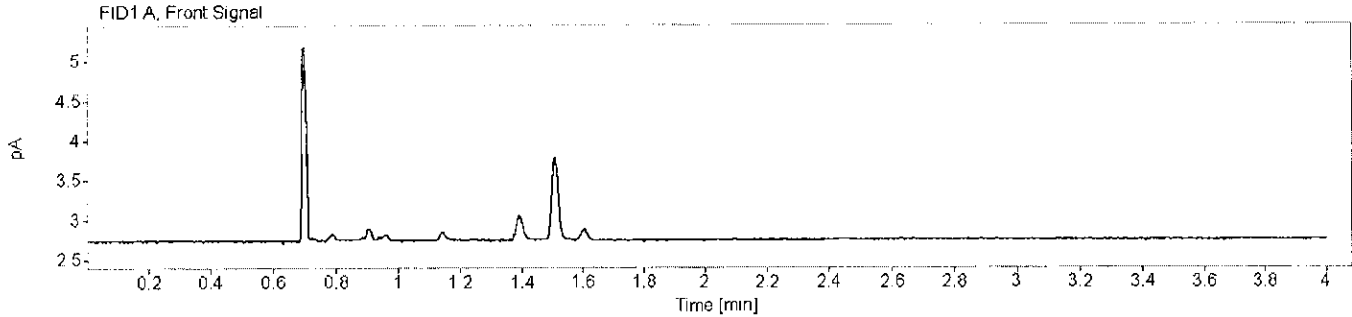
=====



**Houston Forensic Science Center, Inc.**  
**Forensic Analysis Division**  
**Toxicology - Volatile Analysis Chromatograms**



Sample name: Air Control Description: Vial Number: 1  
 Instrument: Headspace 2 Acq. method: VOLATILES.M Injection date: 11/27/2018 2:07:06 PM  
 Data file: C:\Chem32\1\Data\ALC\_20181127\_TEST\ALC\_20181127\_TEST 2018-11-27 13-58-05\001F0101.D



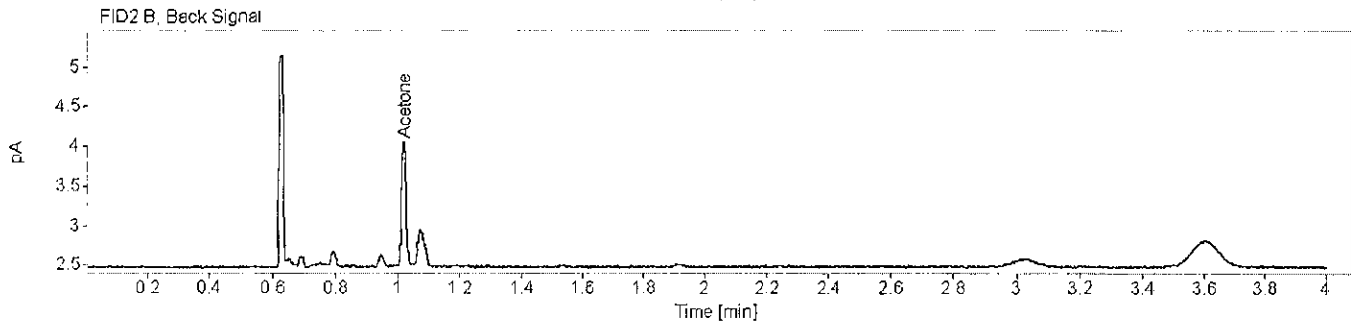
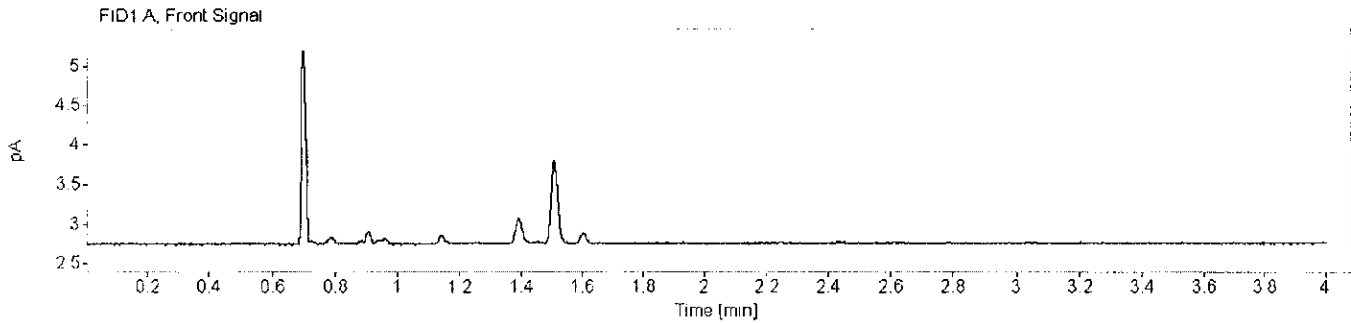
Name FID2B

Compound	Peak Symmetry	Peak to Valley Ratio	RT [min]	Expected RT[min]	Area	Concentration [g/100 mL]
Acetone	0.85552		1.021	1.023	1.5841	0.0000

**Houston Forensic Science Center, Inc.**  
**Forensic Analysis Division**  
**Toxicology - Volatile Analysis Chromatograms**



Sample name: Air Control Description: Vial Number: 2  
 Instrument: Headspace 2 Acq. method: VOLATILES.M Injection date: 11/27/2018 2:11:37 PM  
 Data file: C:\Chem32\11\Data\ALC\_20181127\_TEST\ALC\_20181127\_TEST 2018-11-27 13-58-05\002F0201.D



Name

FID2B

Compound	Peak Symmetry	Peak to Valley Ratio	RT [min]	Expected RT[min]	Area	Concentration [g/100 mL]
Acetone	0.92940		1.021	1.023	1.5627	0.0000

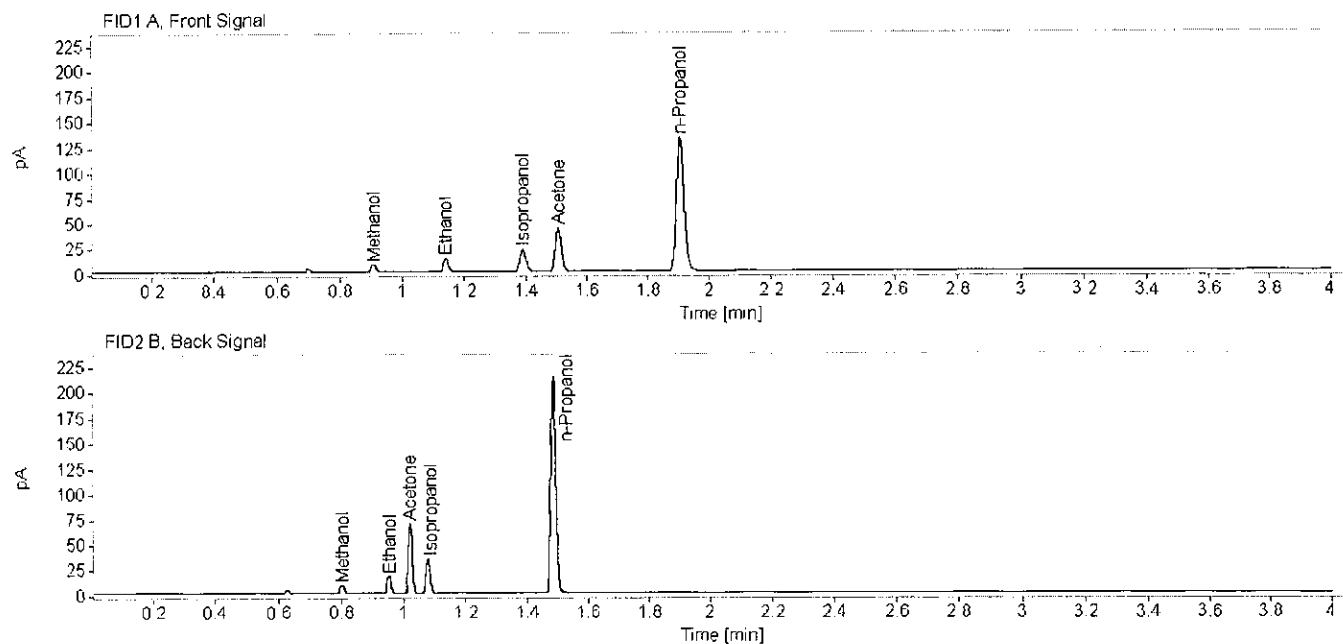
# Houston Forensic Science Center, Inc.

## Forensic Analysis Division

### Toxicology - Volatile Analysis Chromatograms



Sample name: SS Description: Lot: FN10221601 Vial Number: 3  
 Instrument: Headspace 2 Acq. method: VOLATILES.M Injection date: 11/27/2018 2:17:29 PM  
 Data file: C:\Chem32\1\Data\ALC\_20181127\_TEST\ALC\_20181127\_TEST 2018-11-27 13-58-05\003F0301.D



Name FID1A

Compound	Peak Symmetry	Peak to Valley Ratio	RT [min]	Expected RT [min]	Area	Concentration [g/100 mL]
Methanol	0.98021		0.910	0.910	7.6710	0.0119
Ethanol	0.86610		1.143	1.144	15.3054	0.0120
Isopropanol	0.86940		1.390	1.392	29.7174	0.0105
Acetone	0.89648		1.508	1.509	59.5247	0.0111
n-Propanol	0.86719		1.906	1.911	231.0976	0.0100

Name FID2B

Compound	Peak Symmetry	Peak to Valley Ratio	RT [min]	Expected RT [min]	Area	Concentration [g/100 mL]
Methanol	1.42475		0.805	0.806	8.2454	0.0120
Ethanol	0.88153	331.178338550991	0.955	0.955	16.2321	0.0118
Acetone	0.89626	624.239347090546	1.023	1.023	62.5581	0.0111
Isopropanol	0.85111	305.464952799648	1.080	1.081	32.0967	0.0107
n-Propanol	0.89243		1.488	1.490	242.9253	0.0100

-----  
SEQUENCE PARAMETERS  
-----

Sequence : C:\CHEM32\1\SEQUENCE\2018\11-NOVEMBER\ALC\_20181128\_TEST.S  
Operator : Corissa L. Rodgers, M.S.  
Data File Naming : Auto  
Data Directory : C:\Chem32\1\Data\  
Data Subdirectory : ALC\_20181128\_TEST  
Barcode Reader : not used  
Shutdown Cmd/Macro : macro "shutdowncm.mac",go  
Sequence Comment : I.S. Lot: 181108-IS Pipette: Hamilton 1742  
Part of Methods to run: According to Runtime Checklist  
Update Master Method (Data Analysis parameters): No

SEQUENCE TABLE:  
=====

Line : 1F  
Location : 1  
Sample Information :  
Sample Name : Air Control  
Method Name : VOLATILES  
Sample Type : Sample  
-----

=====

Line : 2F  
Location : 2  
Sample Information :  
Sample Name : Air Control  
Method Name : VOLATILES  
Sample Type : Sample  
-----

=====

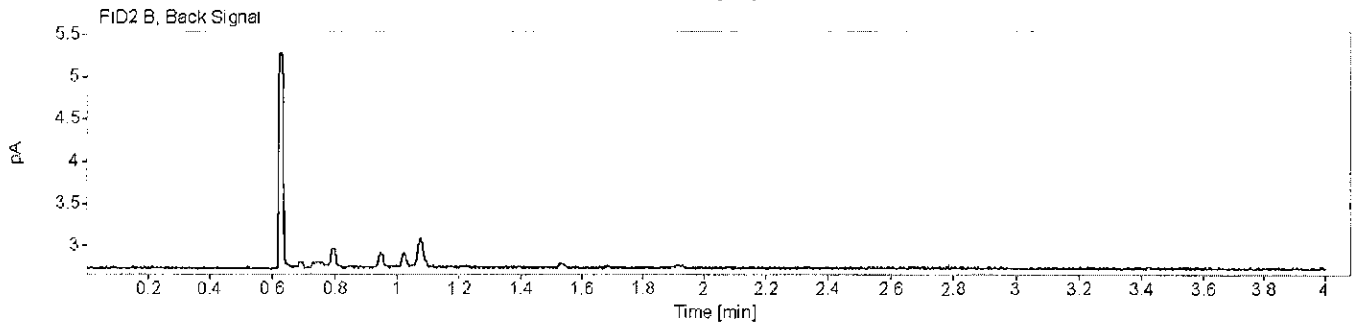
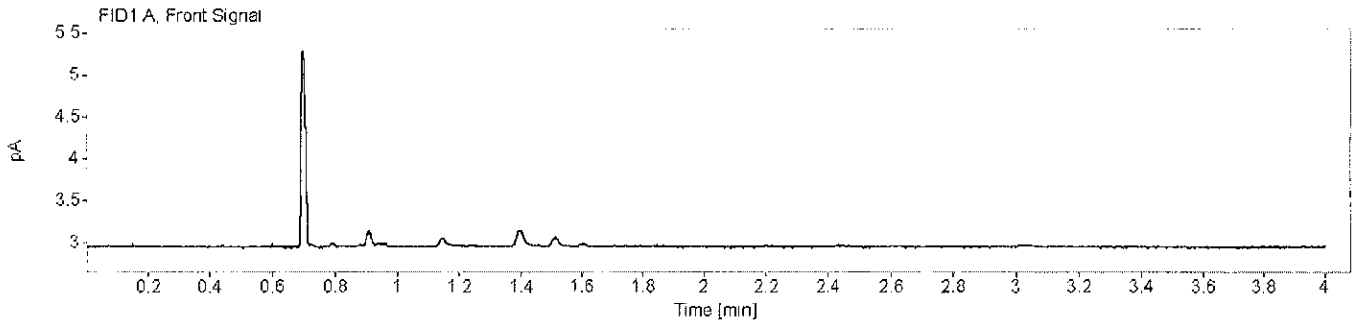
Line : 3F  
Location : 3  
Sample Information : Lot: FN10221601  
Sample Name : SS  
Method Name : VOLATILES  
Sample Type : Sample  
-----

=====

**Houston Forensic Science Center, Inc.**  
**Forensic Analysis Division**  
**Toxicology - Volatile Analysis Chromatograms**



Sample name: Air Control Description: Vial Number: 1  
Instrument: Headspace 2 Acq. method: VOLATILES.M Injection date: 11/28/2018 12:18:39 PM  
Data file: C:\Chem32\1\Data\ALC\_20181128\_TEST\ALC\_20181128\_TEST 2018-11-28 12-09-37\001F0101.D

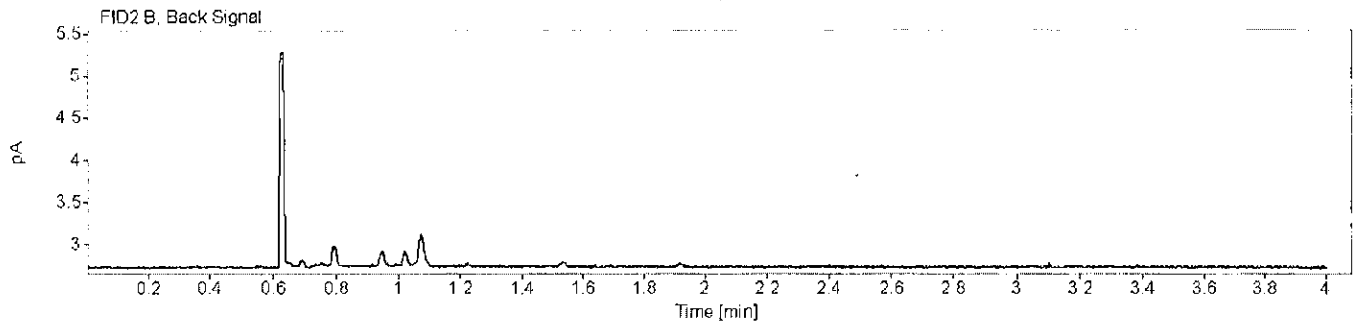
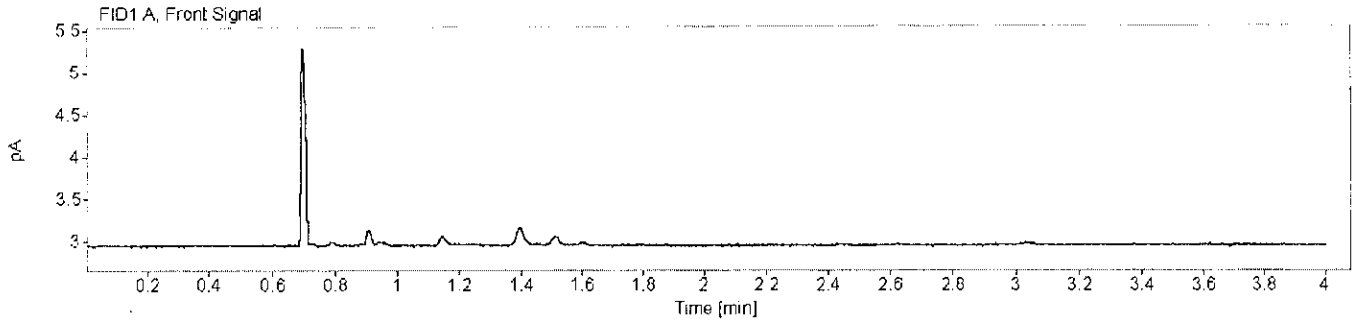


*QW*

**Houston Forensic Science Center, Inc.**  
**Forensic Analysis Division**  
**Toxicology - Volatile Analysis Chromatograms**



Sample name: Air Control Description: Vial Number: 2  
Instrument: Headspace 2 Acq. method: VOLATILES.M Injection date: 11/28/2018 12:23:09 PM  
Data file: C:\Chem32\1\Data\ALC\_20181128\_TEST\ALC\_20181128\_TEST 2018-11-28 12-09-37\002F0201.D



*ew*



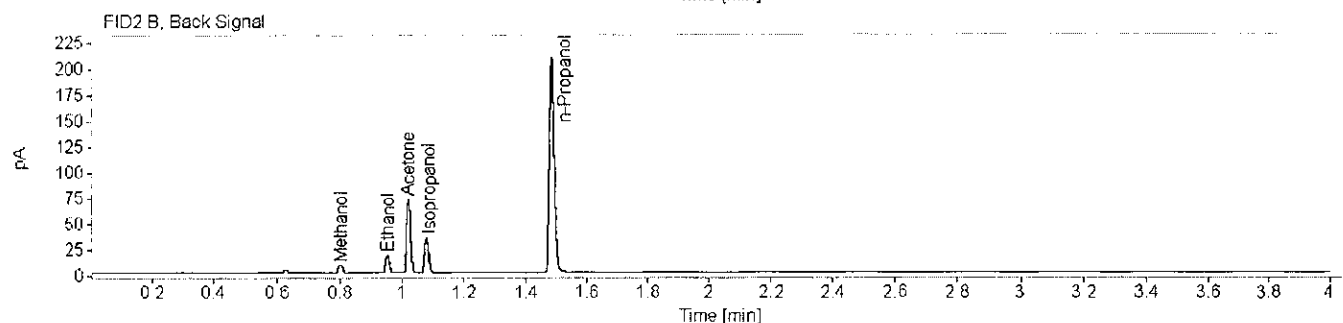
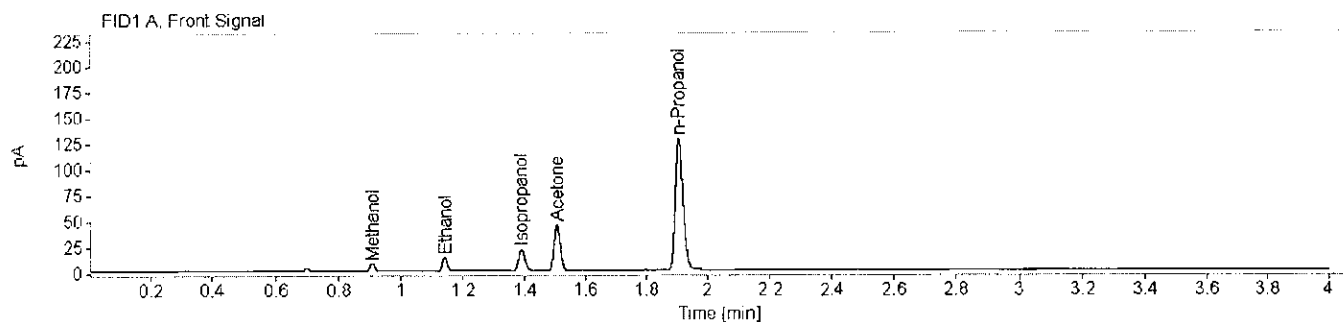
# Houston Forensic Science Center, Inc.

## Forensic Analysis Division

### Toxicology - Volatile Analysis Chromatograms



Sample name: SS Description: Lot: FN10221601 Vial Number: 3  
 Instrument: Headspace 2 Acq. method: VOLATILES.M Injection date: 11/28/2018 12:29:02 PM  
 Data file: C:\Chem32\1\Data\ALC\_20181128\_TEST\ALC\_20181128\_TEST 2018-11-28 12-09-37\003F0301.D



Name FID1A

Compound	Peak Symmetry	Peak to Valley Ratio	RT [min]	Expected RT[min]	Area	Concentration [g/100 mL]
Methanol	1.04038		0.911	0.910	7.8309	0.0125
Ethanol	0.81678		1.143	1.144	15.1461	0.0122
Isopropanol	0.84309		1.391	1.392	28.8160	0.0104
Acetone	0.89104		1.508	1.509	61.2954	0.0118
n-Propanol	0.80608		1.907	1.911	224.7453	0.0100

Name FID2B

Compound	Peak Symmetry	Peak to Valley Ratio	RT [min]	Expected RT[min]	Area	Concentration [g/100 mL]
Methanol	1.42215		0.805	0.806	8.2295	0.0122
Ethanol	0.89447	429.888011289445	0.955	0.955	16.0611	0.0119
Acetone	0.89847	979.311176747741	1.023	1.023	64.3485	0.0116
Isopropanol	0.84972	460.37484960172	1.080	1.081	31.6274	0.0107
n-Propanol	0.86376		1.489	1.490	238.6963	0.0100

*om*

-----  
SEQUENCE PARAMETERS  
-----

Sequence : C:\CHEM32\1\SEQUENCE\2018\11-NOVEMBER\ALC\_20181129\_TEST.S  
Operator : Dana R. Mike  
Data File Naming : Auto  
Data Directory : C:\Chem32\1\Data\  
Data Subdirectory : ALC\_20181129\_TEST  
Barcode Reader : not used  
Shutdown Cmd/Macro : macro "shutdowncm.mac",go  
Sequence Comment : I.S. Lot: 181108-IS Pipette: Hamilton 1742  
Part of Methods to run: According to Runtime Checklist  
Update Master Method (Data Analysis parameters): No

SEQUENCE TABLE:  
=====

Line : 1F  
Location : 1  
Sample Information :  
Sample Name : Air Control  
Method Name : VOLATILES  
Sample Type : Sample  
-----

=====

Line : 2F  
Location : 2  
Sample Information :  
Sample Name : Air Control  
Method Name : VOLATILES  
Sample Type : Sample  
-----

=====

Line : 3F  
Location : 3  
Sample Information : Lot: FN10221601  
Sample Name : SS  
Method Name : VOLATILES  
Sample Type : Sample  
-----

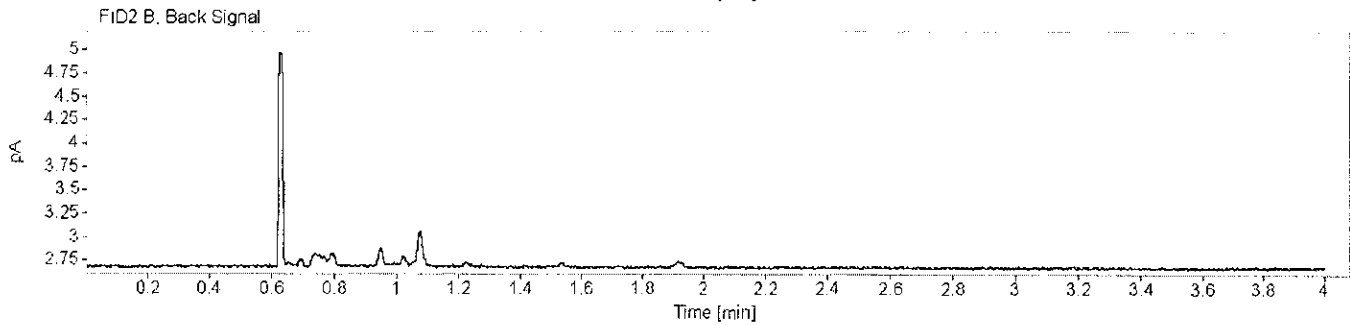
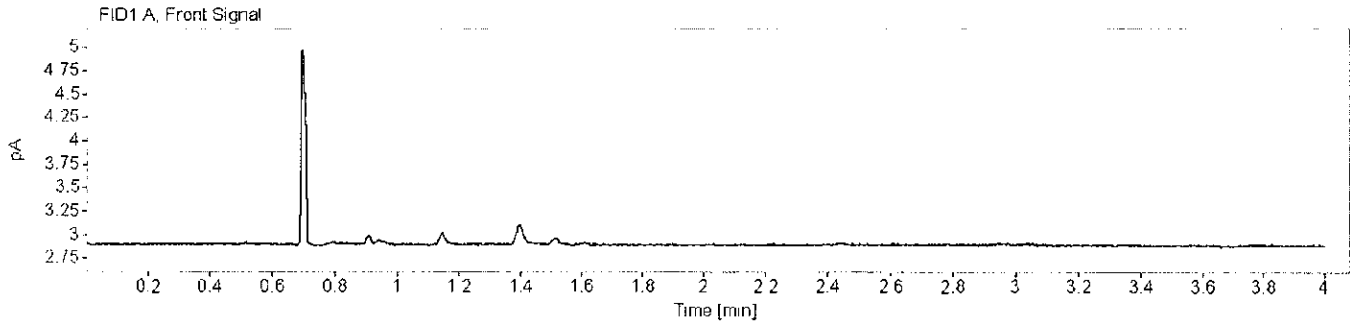
=====



**Houston Forensic Science Center, Inc.**  
**Forensic Analysis Division**  
**Toxicology - Volatile Analysis Chromatograms**



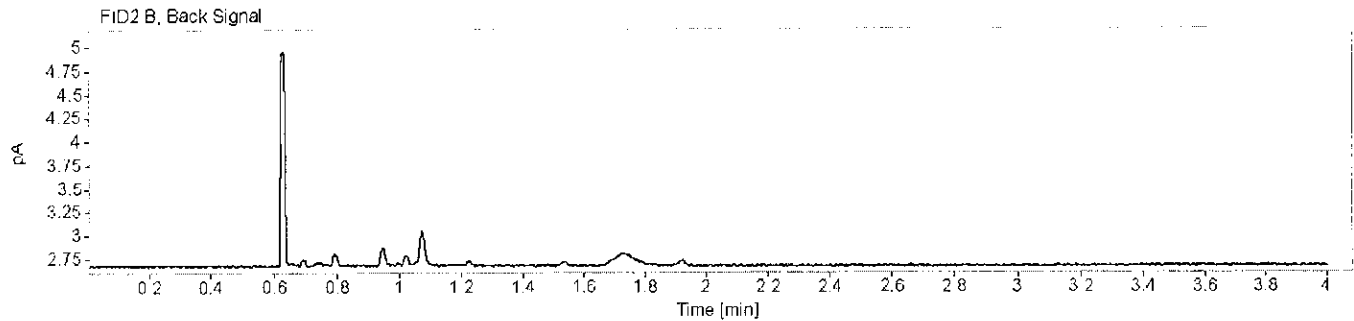
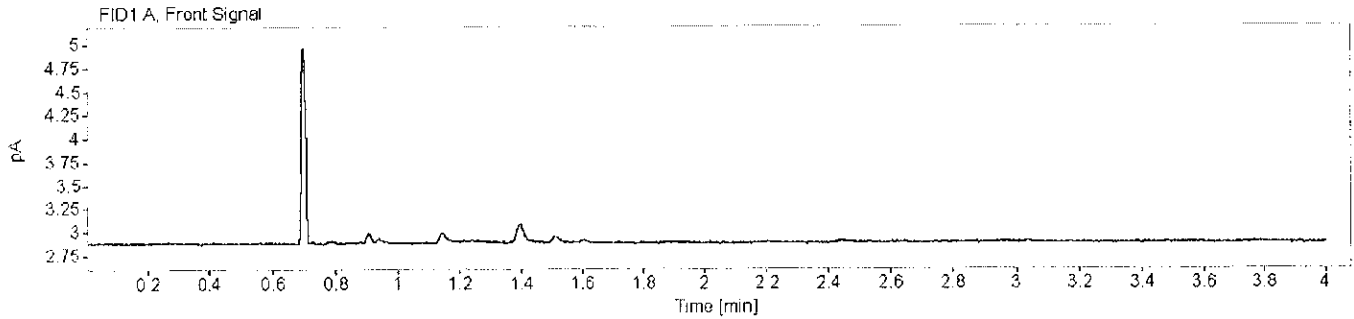
Sample name: Air Control Description: Vial Number: 1  
Instrument: Headspace 2 Acq. method: VOLATILES.M Injection date: 11/29/2018 1:50:17 PM  
Data file: C:\Chem32\11\Data\ALC\_20181129\_TEST\ALC\_20181129\_TEST 2018-11-29 13-41-15\001F0101.D



**Houston Forensic Science Center, Inc.**  
**Forensic Analysis Division**  
**Toxicology - Volatile Analysis Chromatograms**



Sample name: Air Control Description: Vial Number: 2  
Instrument: Headspace 2 Acq. method: VOLATILES.M Injection date: 11/29/2018 1:54:47 PM  
Data file: C:\Chem32\1\Data\ALC\_20181129\_TEST\ALC\_20181129\_TEST 2018-11-29 13-41-15\002F0201.D

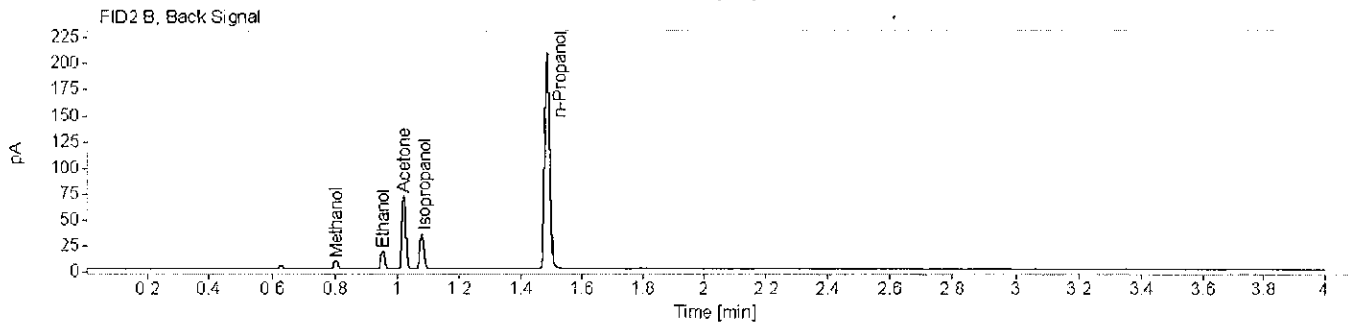
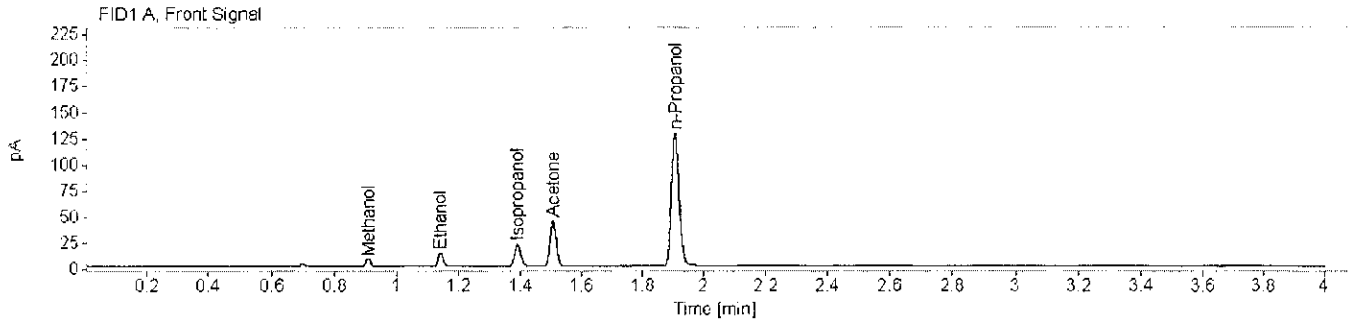


*DM*

**Houston Forensic Science Center, Inc.**  
**Forensic Analysis Division**  
**Toxicology - Volatile Analysis Chromatograms**



Sample name: SS Description: Lot: FN10221601 Vial Number: 3  
 Instrument: Headspace 2 Acq. method: VOLATILES.M Injection date: 11/29/2018 2:00:40 PM  
 Data file: C:\Chem32\1\Data\ALC\_20181129\_TEST\ALC\_20181129\_TEST 2018-11-29 13-41-15\003F0301.D



Name FID1A

Compound	Peak Symmetry	Peak to Valley Ratio	RT [min]	Expected RT [min]	Area	Concentration [g/100 mL]
Methanol	0.98820		0.910	0.910	7.8162	0.0125
Ethanol	0.82669		1.143	1.144	15.0654	0.0121
Isopropanol	0.83568		1.391	1.392	28.8430	0.0104
Acetone	0.89873		1.509	1.509	60.6591	0.0117
n-Propanol	0.82756		1.907	1.911	224.7836	0.0100

Name FID2B

Compound	Peak Symmetry	Peak to Valley Ratio	RT [min]	Expected RT [min]	Area	Concentration [g/100 mL]
Methanol	1.40651		0.805	0.806	8.2008	0.0122
Ethanol	0.88446	375.557275898805	0.955	0.955	15.9747	0.0119
Acetone	0.89080	738.799077891586	1.023	1.023	63.6255	0.0116
Isopropanol	0.85395	349.806274498989	1.080	1.081	31.4469	0.0107
n-Propanol	0.87669		1.489	1.490	237.3939	0.0100

*Handwritten signature*