



Houston Forensic Science Center

Comparative and Analytical Division - Toxicology

Headspace GC Maintenance Log

Instrument: Headspace 2

Date	N ₂ Tank Pressure	H ₂ Tank Pressure	Air Tank Pressure	He Tank Pressure	Air Control	SS	Comments	Signature
					Pass/Fail	Pass/Fail		
11/19/18	70 1000	70 1350	70 1900	70 700	Pass	Pass		VC
11/20/18	70 2700	70 2400	70 2300	70 2500	X	X	Changed the air, nitrogen, helium, & hydrogen tanks	BAM
11/20/18	70 2700	70 2400	70 2300	70 2500	PASS	PASS		NOM

BAM
11/26/18

Form Complete Date/Signature: Brooke Mendenhall 11/26/18

SEQUENCE PARAMETERS

Sequence : C:\CHEM32\1\SEQUENCE\2018\11-NOVEMBER\ALC_20181119_TEST.S
Operator : Valerie L Coronado
Data File Naming : Auto
Data Directory : C:\Chem32\1\Data\
Data Subdirectory : ALC_20181119_TEST
Barcode Reader : not used
Shutdown Cmd/Macro : macro "shutdowncm.mac",go
Sequence Comment : I.S. Lot: 181108-IS Pipette: Hamilton 1742
Part of Methods to run: According to Runtime Checklist
Update Master Method (Data Analysis parameters): No

SEQUENCE TABLE:
=====

Line : 1F
Location : 1
Sample Information :
Sample Name : Air Control
Method Name : VOLATILES
Sample Type : Sample

=====

Line : 2F
Location : 2
Sample Information :
Sample Name : Air Control
Method Name : VOLATILES
Sample Type : Sample

=====

Line : 3F
Location : 3
Sample Information : Lot: FN10221601
Sample Name : SS
Method Name : VOLATILES
Sample Type : Sample

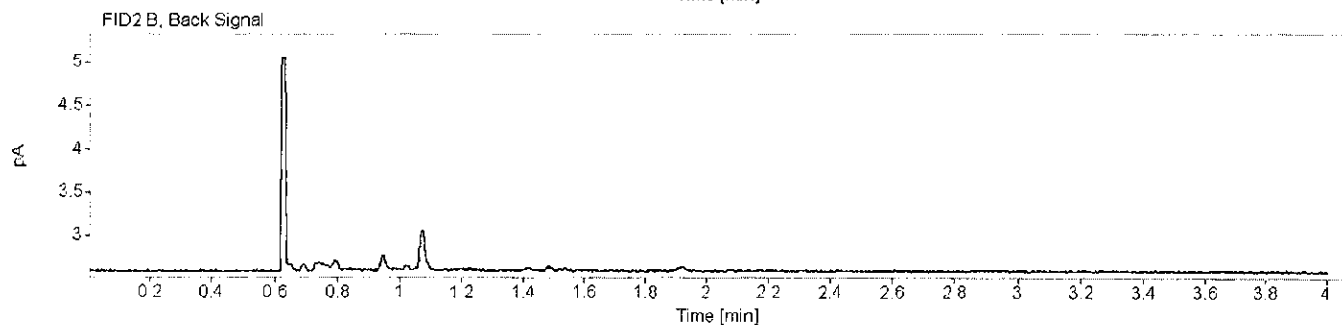
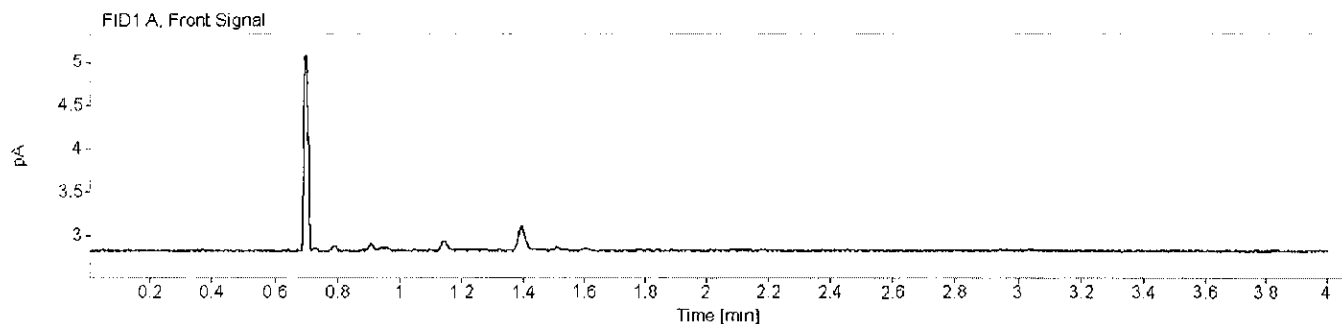
=====

vc

Houston Forensic Science Center, Inc.
Forensic Analysis Division
Toxicology - Volatile Analysis Chromatograms



Sample name: Air Control Description: Vial Number: 1
Instrument: Headspace 2 Acq. method: VOLATILES.M Injection date: 11/19/2018 2:14:15 PM
Data file: C:\Chem32\1\Data\ALC_20181119_TEST\ALC_20181119_TEST 2018-11-19 14-05-13\001F0101.D

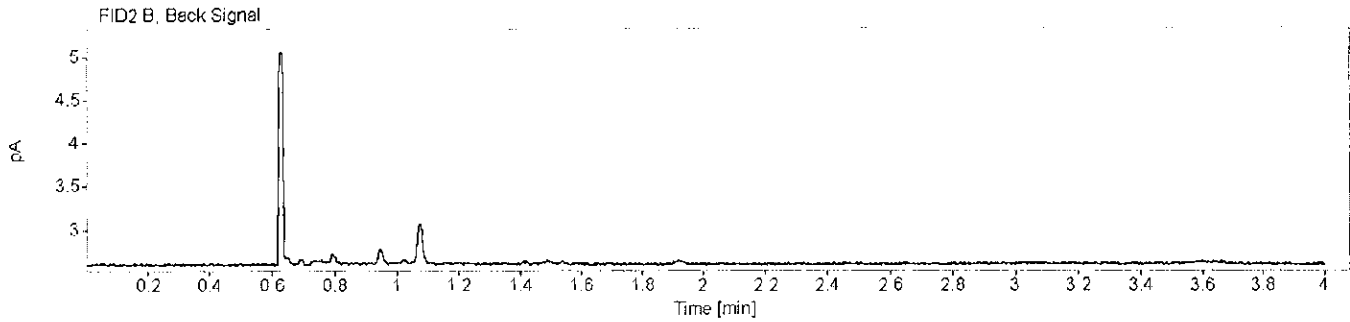
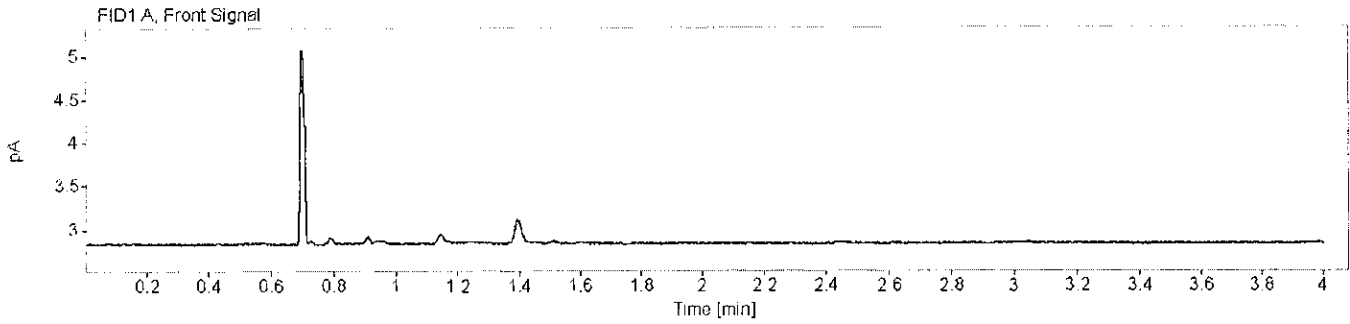


VC

Houston Forensic Science Center, Inc.
Forensic Analysis Division
Toxicology - Volatile Analysis Chromatograms



Sample name: Air Control Description: Vial Number: 2
Instrument: Headspace 2 Acq. method: VOLATILES.M Injection date: 11/19/2018 2:18:45 PM
Data file: C:\Chem32\1\Data\ALC_20181119_TEST\ALC_20181119_TEST 2018-11-19 14-05-13\002F0201.D



JC

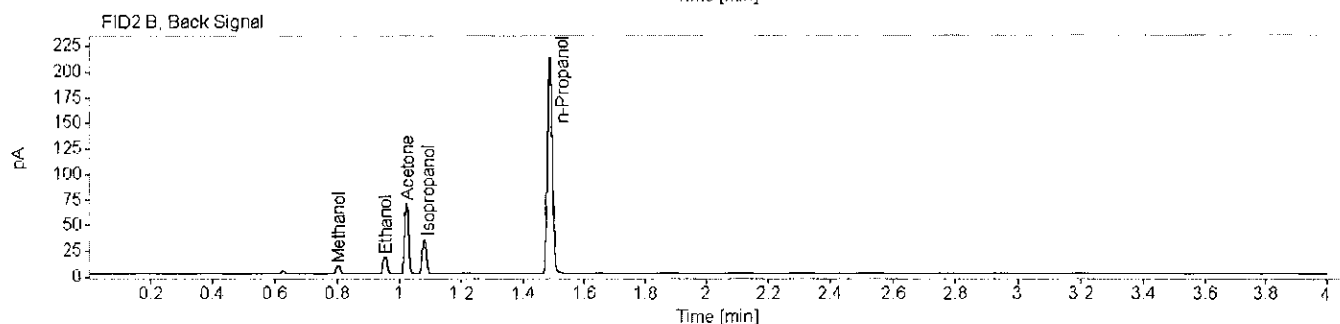
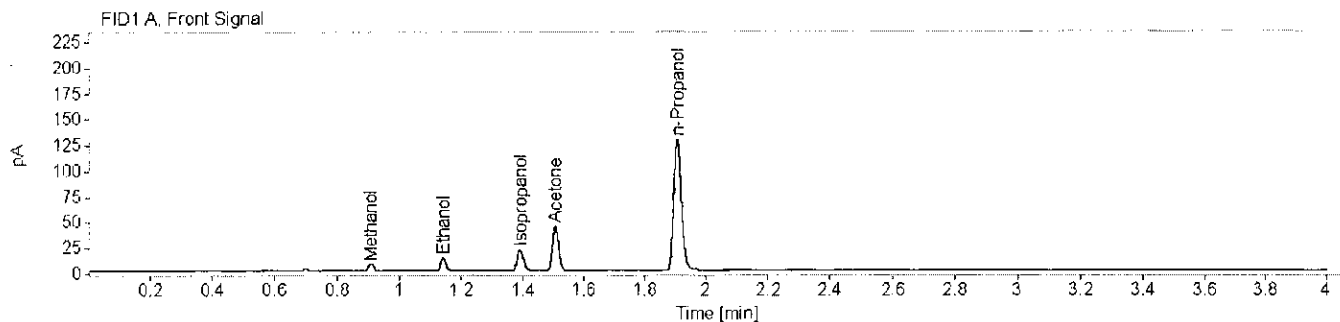
Houston Forensic Science Center, Inc.

Forensic Analysis Division

Toxicology - Volatile Analysis Chromatograms



Sample name: SS Description: Lot: FN10221601 Vial Number: 3
 Instrument: Headspace 2 Acq. method: VOLATILES.M Injection date: 11/19/2018 2:24:38 PM
 Data file: C:\Chem32\1\Data\ALC_20181119_TEST\ALC_20181119_TEST 2018-11-19 14-05-13\003F0301.D



Name FID1A

Compound	Peak Symmetry	Peak to Valley Ratio	RT [min]	Expected RT [min]	Area	Concentration [g/100 mL]
Methanol	0.98295		0.910	0.910	7.7887	0.0124
Ethanol	0.82666		1.143	1.144	15.1223	0.0121
Isopropanol	0.83387		1.391	1.392	28.7132	0.0103
Acetone	0.89054		1.508	1.509	59.8354	0.0115
n-Propanol	0.82121		1.907	1.911	225.5553	0.0100

Name FID2B

Compound	Peak Symmetry	Peak to Valley Ratio	RT [min]	Expected RT [min]	Area	Concentration [g/100 mL]
Methanol	1.23781		0.805	0.806	8.2196	0.0121
Ethanol	0.89952	5389.63730694545	0.955	0.955	15.9338	0.0118
Acetone	0.88605	22162.9184737193	1.023	1.023	62.1151	0.0111
Isopropanol	0.85202		1.080	1.081	31.3385	0.0105
n-Propanol	0.87581		1.489	1.490	240.1737	0.0100

Vc

SEQUENCE PARAMETERS

Sequence : C:\CHEM32\1\SEQUENCE\2018\11-NOVEMBER\ALC_20181120_TEST.S
Operator : Dana R. Mike
Data File Naming : Auto
Data Directory : C:\Chem32\1\Data\
Data Subdirectory : ALC_20181120_TEST
Barcode Reader : not used
Shutdown Cmd/Macro : macro "shutdowncm.mac",go
Sequence Comment : I.S. Lot: 181108-IS Pipette: Hamilton 1742
Part of Methods to run: According to Runtime Checklist
Update Master Method (Data Analysis parameters): No

SEQUENCE TABLE:
=====

Line : 1F
Location : 1
Sample Information :
Sample Name : Air Control
Method Name : VOLATILES
Sample Type : Sample

=====

Line : 2F
Location : 2
Sample Information :
Sample Name : Air Control
Method Name : VOLATILES
Sample Type : Sample

=====

Line : 3F
Location : 3
Sample Information : Lot: FN10221601
Sample Name : SS
Method Name : VOLATILES
Sample Type : Sample

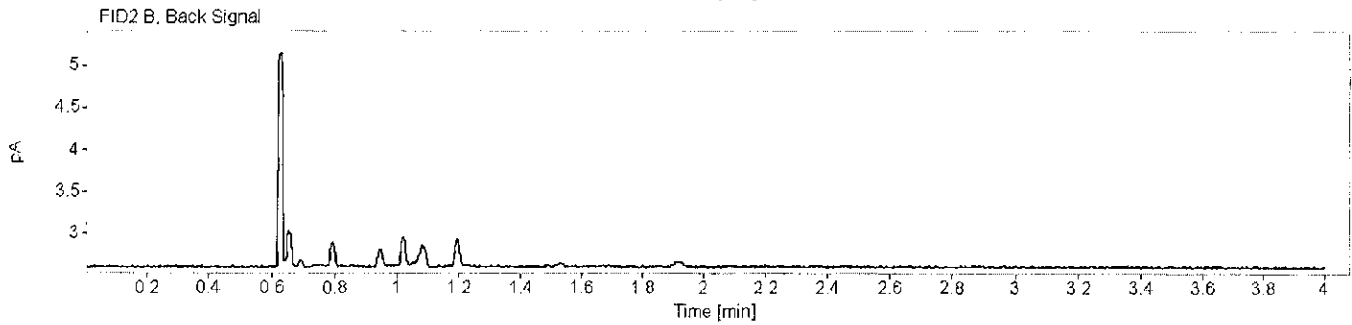
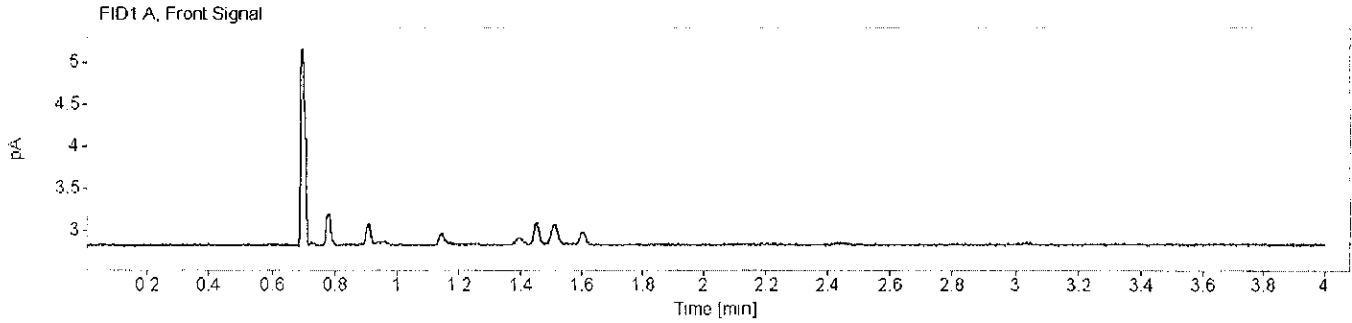
=====



Houston Forensic Science Center, Inc.
Forensic Analysis Division
Toxicology - Volatile Analysis Chromatograms



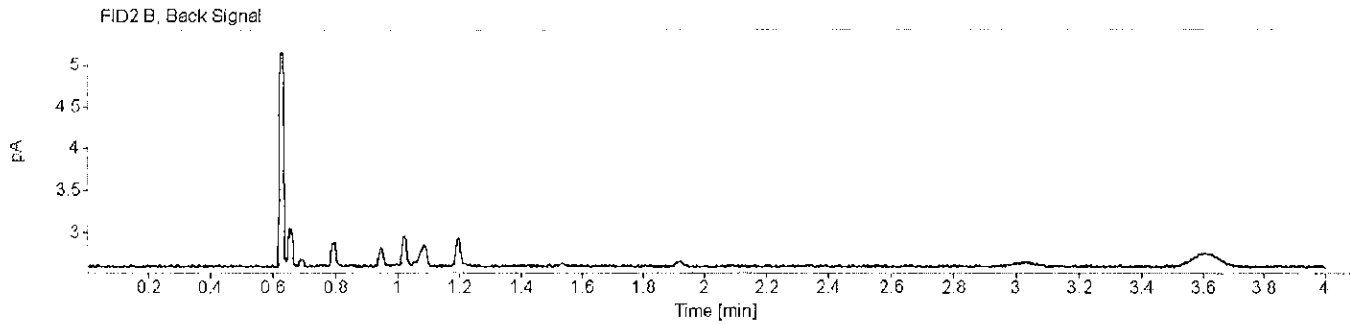
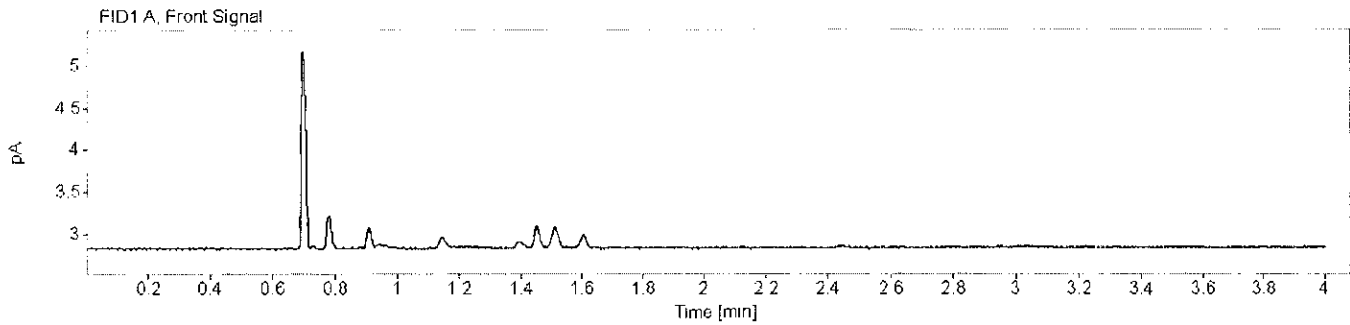
Sample name: Air Control Description: Vial Number: 1
Instrument: Headspace 2 Acq. method: VOLATILES.M Injection date: 11/20/2018 1:45:08 PM
Data file: C:\Chem32\1\Data\ALC_20181120_TEST\ALC_20181120_TEST 2018-11-20 13-36-08\001F0101.D



Houston Forensic Science Center, Inc.
Forensic Analysis Division
Toxicology - Volatile Analysis Chromatograms



Sample name: Air Control Description: Vial Number: 2
Instrument: Headspace 2 Acq. method: VOLATILES.M Injection date: 11/20/2018 1:49:39 PM
Data file: C:\Chem32\1\Data\ALC_20181120_TEST\ALC_20181120_TEST 2018-11-20 13-36-08\002F0201.D

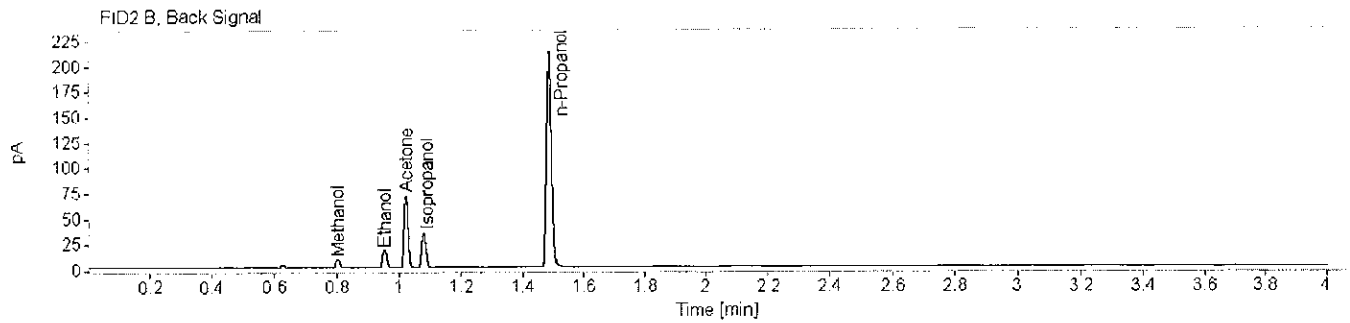
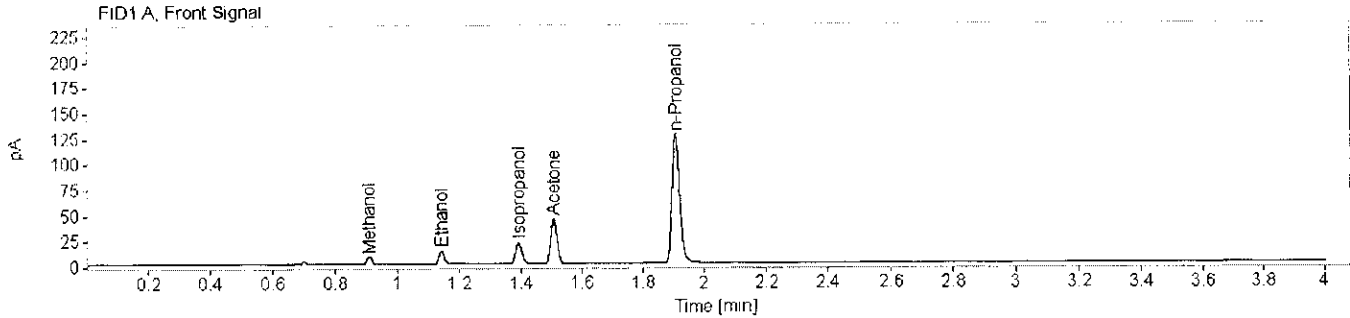


DM

Houston Forensic Science Center, Inc.
Forensic Analysis Division
Toxicology - Volatile Analysis Chromatograms



Sample name: SS Description: Lot: FN10221601 Vial Number: 3
 Instrument: Headspace 2 Acq. method: VOLATILES.M Injection date: 11/20/2018 1:55:31 PM
 Data file: C:\Chem32\1\Data\ALC_20181120_TEST\ALC_20181120_TEST 2018-11-20 13-36-08\003F0301.D



Name FID1A

Compound	Peak Symmetry	Peak to Valley Ratio	RT [min]	Expected RT[min]	Area	Concentration [g/100 mL]
Methanol	0.98340		0.910	0.910	7.8445	0.0126
Ethanol	0.80984		1.143	1.144	14.9022	0.0120
Isopropanol	0.82413		1.391	1.392	28.4185	0.0103
Acetone	0.89128		1.508	1.509	60.4092	0.0117
n-Propanol	0.79951		1.907	1.911	223.4502	0.0100

Name FID2B

Compound	Peak Symmetry	Peak to Valley Ratio	RT [min]	Expected RT[min]	Area	Concentration [g/100 mL]
Methanol	1.31735		0.805	0.806	8.1783	0.0120
Ethanol	0.90895	385.44661640902	0.955	0.955	16.0645	0.0118
Acetone	0.88322	910.246579913473	1.023	1.023	63.3662	0.0113
Isopropanol	0.84992	438.867444698986	1.080	1.081	31.9406	0.0107
n-Propanol	0.86845		1.489	1.490	241.4287	0.0100

DM