

Mettler Toledo, LLC
1900 Polaris Parkway
Columbus, OH 43240
1.800.METTLER



Accredited by the American Association
for Laboratory Accreditation (A2LA)
CALIBRATION CERT #1788.01

ISO 17025 Accredited
ANSI/NCSL Z540-1 Accredited

Accuracy Calibration Certificate

Customer

Company: Houston Forensic Science Center Inc
Address: 500 Jefferson; 13th Floor
City: Houston **Contact:** Callan Hundl
Zip / Postal: 77002
State / Province: Texas

Weighing Device

Manufacturer: Mettler Toledo **Instrument Type:** Weighing Instrument
Model: PB602-S/FACT **Asset Number:** 342246
Serial No.: 1123253484 **Terminal Model:** N/A
Building: 500 **Terminal Serial No.:** N/A
Floor: 18th Floor **Terminal Asset No.:** N/A
Room: 1814

Range	Max. Capacity	Readability (d)
1	610 g	0.01 g

Procedure

Calibration Guideline: EURAMET cg-18 v. 4.0 (11/2015)
METTLER TOLEDO Work Instruction: 30260953

This calibration certificate contains measurements for As Found and As Left calibrations.

The sensitivity/span of the weighing instrument was adjusted before As Left calibration with a built-in weight.

In accordance with EURAMET cg-18 (11/2015), the test loads were selected to reflect the specific use of the weighing device or to accommodate specific calibration conditions.

	Temperature	
As Found	Start: 20.0 °C	End: 20.0 °C
As Left	Start: 20.0 °C	End: 20.0 °C

Environmental conditions have been verified to ensure the accuracy of the calibration.

This certificate is issued in accordance with the conditions of accreditation granted by A2LA, which is based on ISO/IEC 17025. A2LA has assessed the measurement capability of the laboratory and its traceability to recognized national standards.

As Found Calibration Date: 15-Dec-2020 **Authorized A2LA Signatory:** 
As Left Calibration Date: 15-Dec-2020
Issue Date: 15-Dec-2020 **Jesus Barrios**
Requested Next Calibration Date: 31-Dec-2021

Measurement Results

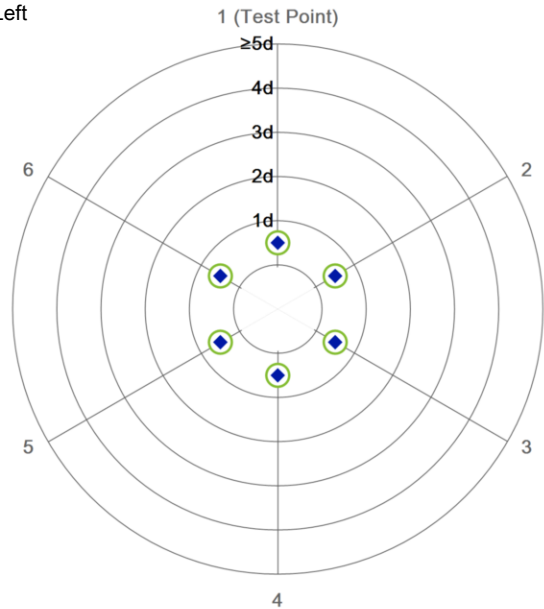
Repeatability

Test Load: 200 g

	As Found	As Left
1	199.99 g	199.99 g
2	199.99 g	200.00 g
3	200.00 g	200.00 g
4	200.00 g	199.99 g
5	200.00 g	199.99 g
6	199.99 g	200.00 g

Standard Deviation	0.005 g	0.005 g
--------------------	---------	---------

○ As Found
 ◆ As Left



The "d" in the graph represents the readability of the range/interval in which the test was performed.

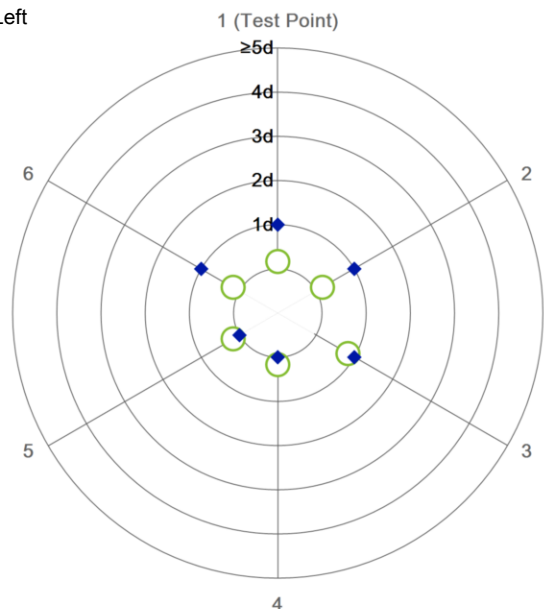
The results of this graph are based upon the absolute values of the differences from the mean value.

Test Load: 300 g

	As Found	As Left
1	299.99 g	299.98 g
2	299.99 g	299.98 g
3	300.00 g	300.00 g
4	299.99 g	299.99 g
5	299.99 g	299.99 g
6	299.99 g	300.00 g

Standard Deviation	0.004 g	0.009 g
--------------------	---------	---------

○ As Found
 ◆ As Left



The "d" in the graph represents the readability of the range/interval in which the test was performed.

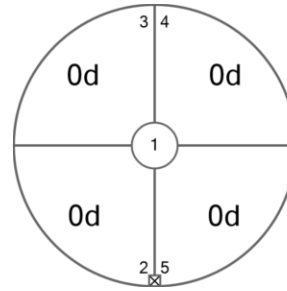
The results of this graph are based upon the absolute values of the differences from the mean value.

Eccentricity

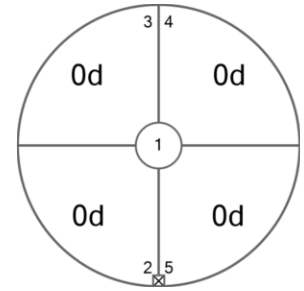
Test Load: 200 g

Position	As Found	As Left
1	0.00 g	0.00 g
2	0.00 g	0.00 g
3	0.00 g	0.00 g
4	0.00 g	0.00 g
5	0.00 g	0.00 g

Maximum Deviation	0.00 g	0.00 g
--------------------------	---------------	---------------



As Found



As Left

The "d" in the graph represents the readability of the range/interval in which the test was performed.

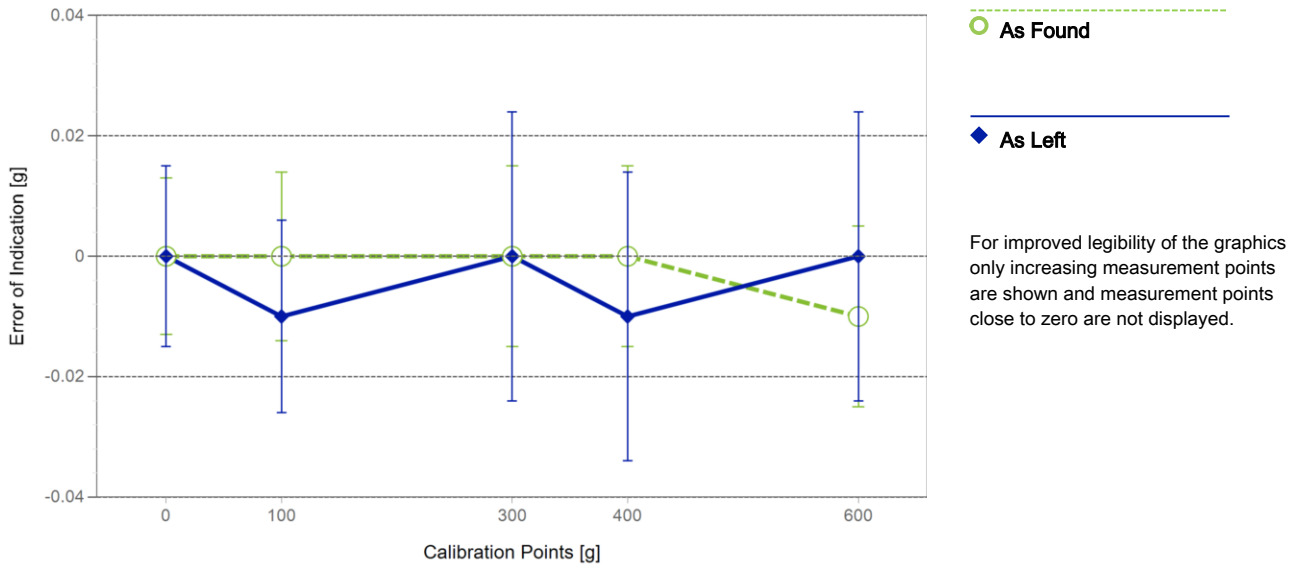
Error of Indication

As Found

	Tare Load	Reference Value	Indication	Error of Indication	Expanded Uncertainty	k
1	N/A	0.00 g	0.00 g	0.00 g	0.013 g	2.37
2	0 g	100.00 g	100.00 g	0.00 g	0.014 g	2.28
3	100 g	100.00 g	100.00 g	0.00 g	0.014 g	2.28
4	200 g	100.00 g	99.99 g	-0.01 g	0.014 g	2.28
5	300 g	100.00 g	100.00 g	0.00 g	0.014 g	2.28
6	400 g	100.00 g	100.00 g	0.00 g	0.014 g	2.28
7	500 g	100.00 g	100.00 g	0.00 g	0.014 g	2.28
8	N/A	300.00 g	300.00 g	0.00 g	0.015 g	2.28
9	N/A	400.00 g	400.00 g	0.00 g	0.015 g	2.28
10	N/A	600.00 g	599.99 g	-0.01 g	0.015 g	2.28

As Left

	Tare Load	Reference Value	Indication	Error of Indication	Expanded Uncertainty	k
1	N/A	0.00 g	0.00 g	0.00 g	0.015 g	2.37
2	0 g	100.00 g	99.99 g	-0.01 g	0.016 g	2.28
3	100 g	100.00 g	100.00 g	0.00 g	0.016 g	2.28
4	200 g	100.00 g	99.99 g	-0.01 g	0.016 g	2.28
5	300 g	100.00 g	99.99 g	-0.01 g	0.016 g	2.28
6	400 g	100.00 g	100.00 g	0.00 g	0.016 g	2.28
7	500 g	100.00 g	99.99 g	-0.01 g	0.016 g	2.28
8	N/A	300.00 g	300.00 g	0.00 g	0.024 g	2.43
9	N/A	400.00 g	399.99 g	-0.01 g	0.024 g	2.43
10	N/A	600.00 g	600.00 g	0.00 g	0.024 g	2.43



The uncertainty stated is the expanded uncertainty at calibration obtained by multiplying the standard combined uncertainty by the coverage factor k – which can be larger than 2 according to EURAMET cg-18. The value of the measurand lies within the assigned range of values with a probability of approximately 95%.

The user is responsible for maintaining environmental conditions and the settings of the weighing instrument when it was calibrated.

Test Equipment

All weights used for metrological testing are traceable to national or international standards. The weights were calibrated and certified by an accredited calibration laboratory.

Weight Set 1: OIML E2

Weight Set No.:	<u>304</u>	Date of Issue:	<u>27-Feb-2020</u>
Certificate Number:	<u>01127583-1</u>	Calibration Due Date:	<u>28-Feb-2021</u>

Remarks

BALANCE PASSES ALL FINAL TESTED PARAMETERS.

J.B.

End of Accredited Section

The information below and any attachments to this calibration certificate are not part of the accredited calibration.

Measurement Uncertainty of the Weighing Instrument in Use

Stated is the expanded uncertainty with k=2 in use. The formula shall be used for the estimation of the uncertainty under consideration of the errors of indication. The value R represents the net load indication in the unit of measure of the device.

Temperature coefficient for the evaluation of the measurement uncertainty in use: 6.0 · 10⁻⁶ / K

Temperature range on site for the evaluation of the measurement uncertainty in use: 6 K

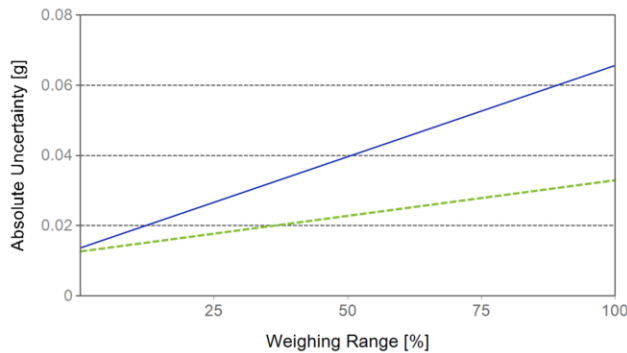
Linearization of Uncertainty Equation

Range			As Found	As Left
	d	Max		
1	0.01 g	610 g	$U_1 = 13 \text{ mg} + 0.0333 \text{ mg/g} \cdot R$	$U_1 = 14 \text{ mg} + 0.0852 \text{ mg/g} \cdot R$

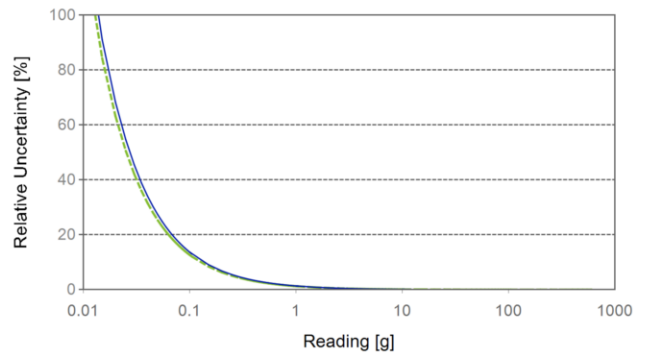
To optimize the stability of the linearization, besides of the zero load only increasing measurement points with a test load of 5% of the measurement range or larger are taken for the calculation of the linear equation.

Absolute and Relative Measurement Uncertainty in Use for Various Net Indications (Examples)

Net Indication	As Found		As Left	
	Value	Percentage	Value	Percentage
0.61 g	0.013 g	2.1%	0.014 g	2.3%
6.10 g	0.013 g	0.22%	0.015 g	0.24%
61.00 g	0.015 g	0.025%	0.019 g	0.031%
305.00 g	0.023 g	0.0076%	0.040 g	0.013%
610.00 g	0.033 g	0.0055%	0.066 g	0.011%



As Found



As Left

Manufacturer Tolerance Assessment

Assessment done without considering measurement uncertainty.

The measurements from the attached calibration certificate were assessed against METTLER TOLEDO tolerances defined in SOP 'Test and Measurement Procedures for METTLER TOLEDO balances, Document: 10000018502.

	As Found	As Left
Overall	✓	✓
Repeatability	✓	✓
Eccentricity	✓	✓
Linearity	✓	✓
Sensitivity	N/A	✓

Measurement Results

Repeatability

Test Load: 200 g

	As Found	As Left
1	199.99 g	199.99 g
2	199.99 g	200.00 g
3	200.00 g	200.00 g
4	200.00 g	199.99 g
5	200.00 g	199.99 g
6	199.99 g	200.00 g

Standard Deviation	0.005 g	0.005 g
Tolerance	0.010 g ✓	0.010 g ✓

Eccentricity

Test Load: 200 g

Position	As Found	As Left
1	0.00 g	0.00 g
2	0.00 g	0.00 g
3	0.00 g	0.00 g
4	0.00 g	0.00 g
5	0.00 g	0.00 g

Maximum Deviation	0.00 g	0.00 g
Tolerance	0.020 g ✓	0.020 g ✓

The maximum deviation is determined as the absolute value of the largest deviation from the center.

Linearity - Differential Method

As Found

	Preload	Reference Value	Indication	Deviation
2	0 g	100.00 g	100.00 g	0.002 g
3	100 g	100.00 g	100.00 g	0.004 g
4	200 g	100.00 g	99.99 g	-0.004 g
5	300 g	100.00 g	100.00 g	-0.002 g
6	400 g	100.00 g	100.00 g	0.000 g
7	500 g	100.00 g	100.00 g	0.002 g
10	N/A	600.00 g	599.99 g	N/A

Linearity Deviation	0.004 g
Linearity Tolerance	0.02 g ✓

Sensitivity Deviation	0.01 g
Sensitivity Tolerance	N/A

The As Found Sensitivity Tolerance is only valid if the device has been adjusted before the test.

As Left

	Preload	Reference Value	Indication	Deviation
2	0 g	100.00 g	99.99 g	-0.003 g
3	100 g	100.00 g	100.00 g	0.004 g
4	200 g	100.00 g	99.99 g	0.001 g
5	300 g	100.00 g	99.99 g	-0.002 g
6	400 g	100.00 g	100.00 g	0.005 g
7	500 g	100.00 g	99.99 g	0.002 g
10*	N/A	600.00 g	600.00 g	N/A

Linearity Deviation	0.005 g
Linearity Tolerance	0.02 g ✓

Sensitivity Deviation	0.00 g
Sensitivity Tolerance	0.1 g ✓

The values in column "Deviation" and the "Linearity Deviation" are zero point offset and sensitivity error compensated.

* This point was used to satisfy the sensitivity requirement.