



# Houston Forensic Science Center

Comparative and Analytical Division - Toxicology

## Drug GC-MS SIM Batch Review Checklist

Batch Date: AMP_20180910U-T3		Analyst Review	Technical Review
Worklist	Item tested written for each case	✓	✓
	Lot numbers for internal standard, calibrators, controls, negative matrices, reagents, solvents, and SPE columns are listed	✓	✓
	Pipette(s) used listed	✓	✓
	Verify preparation of internal standard, calibrators, and controls	✓	✓
Performance Verification	Verify autotune is acceptable and corresponds with method	✓	✓
	Verify system suitability is acceptable (abundance and chromatography)	✓	✓
GC-MS Method	Verify correct assay method is included	✓	✓
	All pages included	✓	✓
Sequence	Verify batch file name is consistent	✓	✓
	Reviewer verified, initialed, and dated sequence	✓	✓
	Verify appropriate controls are run at least after every 10 case samples	✓	✓
	Verify appropriate calibrators and control were analyzed	✓	✓
	Verify all cases were processed and have data	✓	✓
SIM Quantification Worksheet	Review batch file name	✓	✓
	Verify lot number for calibrators, controls, internal standard, negative matrices, reagents, solvents, and SPE columns against those on the worklist	✓	✓
	Verify ion ratios and concentrations against chromatograms, R <sup>2</sup> value, and retention time	✓	✓
	Verify calibrators and controls are acceptable for reporting analytes	✓	✓
Data	Verify calibration curves are acceptable for reporting analyte(s)	✓	✓
	Verify calibration curve values are within range for reporting analyte(s)	✓	✓
	Verify calibration curve ion ratios are acceptable for reporting analyte(s)	✓	✓
	Verify calibration curve against chromatograms for last calibration update	✓	✓
	Verify control values are within range for reporting analyte(s)	✓	✓
	Verify chromatography is acceptable for reporting analyte(s)	✓	✓
	Verify RT or RRT are acceptable for reporting analyte(s)	✓	✓
	Verify concentration for reporting analyte(s) is within quantification range	✓	✓
	Verify ion ratios are acceptable for reporting analyte(s)	✓	✓
Verify QCs were added to QC log		NA	NA
All comments and/or strikethroughs, if any, initialed		✓	✓
All pages initialed		✓	✓

T3

Houston Forensic Science Center

Comparative and Analytical Division - Toxicology

Notes from Technical Review

lot number incorrect for new acidic methanol being verified  
value for PCO2 for methamphetamine was transcribed incorrectly.  
value for PCO1,2 for MDMA was transcribed incorrectly.

MR  
9/19/18

lot number for new acidic methanol is still wrong on  
worklist. -MR 9/19/18

Analyst Review

Technical Review

Signature/Date: Sanjiv Satheraj, 9/17/18

Signature/Date: Meh Zaid 9/19/18

AMP\_20180910U -TS



Houston Forensic Science Center  
 Comparative and Analytical Division - Toxicology  
**SIM Batch QC Data - Amphetamines Urine**

Batch Name: AMP\_20180910U\_TS

**Analyte: Amphetamine**

				Retention Time= 5.18				
Calibrator	Conc.(ng/mL)	% Difference	Lot #		118.0	91.0	128.0	98.0
20	20.00	0.0	122817C-C-1		85.7	44.6	81.4	44.3
Control	Lot #	Conc.(ng/mL)	Tgt Range	Mean	85.7	44.6	81.4	44.3
Negative	042618u	ND		(-)20%	68.6	35.7	65.1	35.4
PQC	122817L-Q-1	39.90	> 20	(+)20%	102.8	53.5	97.7	53.2
PQC	-	-	> 20					
PQC	-	-	> 20					
PQC	122817L-Q-1	38.55	> 20					

**Analyte: Methamphetamine**

				Retention Time= 5.96				
Calibrator	Conc.(ng/mL)	% Difference	Lot #		160.0	118.0	163.0	128.0
20	20.00	0.0	122817C-C-1		30.7	26.0	28.5	23.8
Control	Lot #	Conc.(ng/mL)	Tgt Range	Mean	30.7	26.0	28.5	23.8
Negative	042618u	ND		(-)20%	24.6	20.8	22.8	19.0
PQC	122817L-Q-1	38.13	> 20	(+)20%	36.8	31.2	34.2	28.6
PQC	-	-	> 20					
PQC	-	-	> 20					
PQC	122817L-Q-1	<del>37.31</del> 37.30	> 20					

TS 9/11/18

**Analyte: MDMA**

				Retention Time= 8.21				
Calibrator	Conc.(ng/mL)	% Difference	Lot #		339.0	162.0	344.0	---
20	20.00	0.0	122817C-C-1		9.3	85.6	8.0	
Control	Lot #	Conc.(ng/mL)	Tgt Range	Mean	9.3	85.6	8.0	
Negative	042618u	ND		(-)20%	7.4	68.5	6.4	
PQC	122817L-Q-1	37.92	> 20	(+)20%	11.2	102.7	9.6	
PQC	-	-	> 20					
PQC	-	-	> 20					
PQC	122817L-Q-1	37.63	> 20					

TS



Houston Forensic Science Center  
 Comparative and Analytical Division - Toxicology  
**SIM Batch QC Data - Amphetamines Urine**

Batch Name: AMP\_20180910U\_TS

Analyte: MDEA

				Retention Time= 8.60				
Calibrator	Conc.(ng/mL)	% Difference	Lot #		190.0	162.0	165.0	194.0
20	20.00	0.0	122817C-C-1		44.7	69.7	65.9	32.0
Control	Lot #	Conc.(ng/mL)	Tgt Range	Mean	44.7	69.7	65.9	32.0
Negative	042618u	ND		(-)20%	35.8	55.8	52.7	25.6
PQC	122817L-Q-1	<del>41.40</del> 41.159   19/18	> 20	(+)20%	53.6	83.6	79.1	38.4
PQC	122817L-Q-1	-	> 20					
PQC	122817L-Q-1	-	> 20					
PQC	122817L-Q-1	<del>40.85</del> 40.86   19/18	> 20					

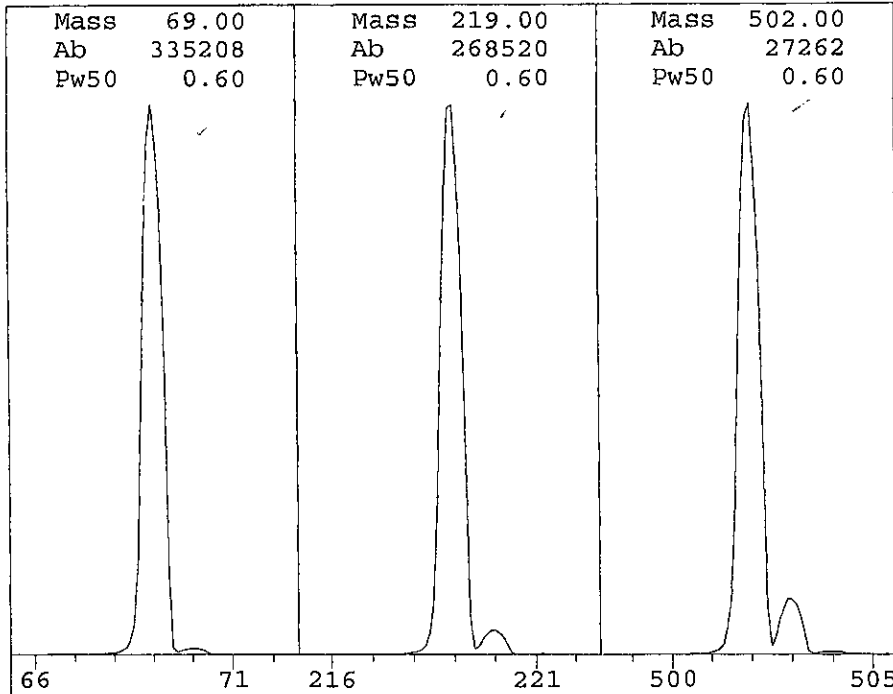
Internal Standard Lot: 121217C-IS-5; expiry: 12/12/18

SPE Columns Lot: 717030-RD

Pipettes: 0398; 8793; 8937; 790G; 0009

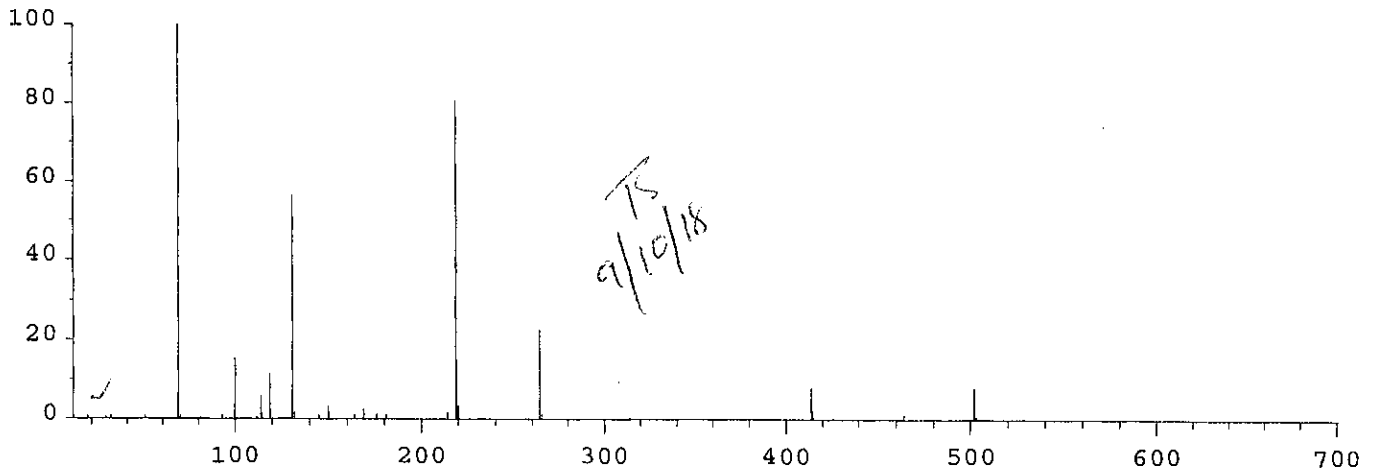
Reagents:	Methanol	Lot #:	DR486	Exp:	N/A
	100 mM PO <sub>4</sub> Buffer, pH 6		180803-PB6		02/03/19
	0.1 M Acetic Acid		112817-0.1AA		11/28/18
	Methylene Chloride		57132		N/A
	Isopropanol		54148		N/A
	Ammonium Hydroxide		55325		N/A
	Acidic Methanol		180711-HCLMEOH		10/11/18
	Ethyl Acetate		0000086545	Retest Date:	07/31/2019
	PFPA		21700285		11/03/18

*180910 TS 9/19/18*  
 Verifying new lot of 1% acidic methanol 180918-HCLMEOH, expiry: 12/10/18. Both samples meet acceptance criteria.  
 Okay to use in casework.



Ion Pol Pos MassGain -834  
 MassOffs -38  
 Emission 34.6 AmuGain 1597  
 EIEnrgy 69.9 AmuOffs 120.19  
 Filament 1 Wid219 -0.017  
 DC Pol Pos  
 Repeller 30.79  
 IonFcus 90.2 HEDENab On  
 EntLens 25.5 EMVolts 835  
 EntOffs 18.82  
 Samples 8  
 PFTBA Open Averages 3  
 Stepsize 0.10  
 Temperatures and Pressures:  
 MS Source 230 Foreline55.170  
 MS Quad 150 HiVac 0.00e00

Scan: 10.00 - 701.00 Samples: 8 Thresh: 100 Step: 0.10  
 91 peaks Base: 69.00 Abundance: 317184



Mass	Abund	Rel Abund	Iso Mass	Iso Abund	Iso Ratio
69.00	317184	100.00	70.00	3391	1.07
219.00	254976	80.39	220.00	10859	4.26
502.10	24768	7.81	503.00	2523	10.19

Air/Water Check: H2O~0.82% N2~0.56% O2~0.28% CO2~0.04% N2/H2O~68.60%

Column(1) Flow: 1.07 Column(2): -1.79769e+308 ml/min. Interface Temp: 280

Ramp Criteria:

Ion Focus Maximum 90 volts using ion 502; EM Gain 17821  
 Repeller Maximum 35 volts using ion 219; Gain Factor 0.18

MassGain Values(Samples): -823(3) -815(2) -807(1) -786(0) -699(FS)

TARGET MASS:	50	69	131	219	414	502	1050
Amu Offset:	120.2	120.2	120.2	120.2	120.2	120.2	120.2
Entrance Lens Offset:	18.8	18.8	18.8	18.8	18.8	18.8	18.8

AMP\_20180910U\_TS

TS

Sequence Name: C:\MSDCHEM\1\SEQUENCE\AMP\_20180910U\_TS.S

Comment:

Operator: Tanuja Sathiraj

Data Path: C:\MSDCHEM\1\DATA\2018\AMP\AMP\_20180910U\_TS\

Instrument Control Pre-Seq Cmd:

Data Analysis Pre-Seq Cmd:

Instrument Control Post-Seq Cmd:

Data Analysis Post-Seq Cmd:

Method Sections To Run            Sequence Barcode Options  
(X) Full Method                    (X) On Mismatch, Inject Anyway  
( ) Reprocessing Only            ( ) On Mismatch, Don't Inject  
                                      ( ) Barcode Disabled

-----

Line		Sample Name/Misc Info	
1)	Specimen	1 01_Blank AMPS_U	Matrix Blank
2)	Specimen	2 02_CO AMPS_U	Cut-off Calibrator
3)	Specimen	3 03_Neg AMPS_U	Negative Control
4)	Specimen	4 04_PQC AMPS_U	Positive Control
5)	Specimen	5 2018-04086-2.1.3	
	Datafile	05_2018-04086X10	
	Method	AMPS_U	
6)	Specimen	98 06_Etac AMPS_U	Ethyl Acetate
7)	Specimen	6 2018-09519-3.1.3	
	Datafile	07_2018-09519X10	
	Method	AMPS_U	
8)	Specimen	98 08_Etac AMPS_U	Ethyl Acetate
9)	Specimen	7 acidic methanol 180918-pos1	
	Datafile	09_acidic methanol	
	Method	AMPS_U	
10)	Specimen	8 acidic methanol 180918-pos2	
	Datafile	10_acidic methanol	
	Method	AMPS_U	
11)	Specimen	9 Positive control	
	Datafile	11_postiive control	
	Method	AMPS_U	
12)	Specimen	100 12_MeOH AMPS_U	Methanol
13)	Specimen	98 13_EtAC AMPS_U	Ethyl Acetate
14)	Specimen	98 14_EtAC AMPS_U	Ethyl Acetate
15)	Specimen	100 15_MeOH AMPS_U	Methanol
16)	Specimen	100 16_MeOH AMPS_U	Methanol
17)	Specimen	100 17_MeOH AMPS_U	Methanol
18)	Specimen	100 Methanol	
	Datafile	18 MeOH	
	Method	AMPS_CLEANUP	
19)	Specimen	100 Methanol	
	Datafile	19 MeOH	
	Method	AMPS_CLEANUP	
20)	Specimen	100 Methanol	
	Datafile	20 MeOH	
	Method	AMPS_CLEANUP	

*sequence verified  
mh 9/10/18*



Alcohol/Toxicology  
Work List for Tanuja Sathiraj / AMP Urine

9/10/2018

Priority    Lab Case#/ Item#    Description

2018-04086    031015618    Sexual Assault (Force Intercourse)  
Normal    Re-analyze for Cannabinoids. TS 07/23/18  
Re-analyze for Amp; 1:10D. TS 08/27/18



2018-09519    081528718    Sexual Assault (Other Penetration)(Adult)  
Normal    Requested By: Loren Magness



Please report any findings to Officer LR Magness at 713-308-1482,  
loren.magness@HoustonPolice.org. The case has changed investigators  
and I am asking any finding be emailed to me please

Re-analyze for BSD 8/9/18 MH  
Re-analyze for AMP with 1:10D. TS 08/27/18  
3.1.3 one plastic container



Total Tasks

2

Negative Urine 042618u ; exp: - 4/26/19

Methanol: - DR486; exp: n/a

100mM phosphate Buffer: - 180803-PB6; exp: 02/03/19

0.1M Acetic Acid: 112817-0.1AA; exp: 11/28/18

Acidic Methanol: 180711-Hcl MeOH; exp: 10/11/18

Ammonium Hydroxide: 55325; exp: n/a

Methylene chloride: 57132; exp: n/a

Isopropanol: 54148; exp: -N/A

Ethyl Acetate: 0000086545; Retest dt: 07/31/19

PFPA: - 21700285; exp: - 11/3/18

Verifying new lot of 1% Acidic methanol 180910  
exp: - 12/10/18

Columns: - 717030-RD

pipettes: - 0398 7906  
8793 0009  
8937

Standards: -

122817C-1; exp: 12/28/18

122817L-A-1; exp: 12/28/18

121217C-IS-5; exp: 12/12/18



12,452

AMP\_20180910U-TS

C:\MSDCHEM\1\METHODS\AMPS\_U.M  
 Mon Sep 10 13:23:27 2018

## Control Information

-----  
 Sample Inlet : GC  
 Injection Source : GC ALS  
 Mass Spectrometer : Enabled

No Sample Prep method has been assigned to this method.

GC  
 Oven  
 Temperature  
 Setpoint On  
 (Initial) 100 °C  
 Hold Time 1.8 min  
 Post Run 300 °C  
 Program  
 #1 Rate 20 °C/min  
 #1 Value 200 °C  
 #1 Hold Time 4 min  
 #2 Rate 50 °C/min  
 #2 Value 300 °C  
 #2 Hold Time 0 min

Equilibration Time 0.5 min  
 Max Temperature 325 °C  
 Slow Fan Disabled  
 Cryo Off

ALS  
 Front Injector  
 Syringe Size 10 µL  
 Injection Volume 1 µL  
 Injection Repetitions 1  
 Injection Delay 0 sec  
 Solvent A Washes (PreInj) 6  
 Solvent A Washes (PostInj) 6  
 Solvent A Volume 8 µL  
 Solvent B Washes (PreInj) 6  
 Solvent B Washes (PostInj) 6  
 Solvent B Volume 8 µL  
 Sample Washes 0  
 Sample Wash Volume 8 µL  
 Sample Pumps 0  
 Dwell Time (PreInj) 0 min  
 Dwell Time (PostInj) 0 min  
 Solvent Wash Draw Speed 300 µL/min  
 Solvent Wash Dispense Speed 6000 µL/min  
 Sample Wash Draw Speed 300 µL/min  
 Sample Wash Dispense Speed 6000 µL/min  
 Injection Dispense Speed 6000 µL/min  
 Viscosity Delay 7 sec  
 Sample Depth Disabled

Sample Overlap  
 Mode Sample overlap is not enabled

ALS Errors Pause for user interaction

Front SS Inlet He  
 Mode Split  
 Heater On 190 °C

AMP\_20180910U-TS

TS



Pressure On 11.405 psi  
 Total Flow On 19.925 mL/min  
 Septum Purge Flow On 6 mL/min  
 Gas Saver On 20 After 2 min mL/min  
 Split Ratio 12 :1  
 Split Flow 12.854 mL/min

Thermal Aux 2 (MSD Transfer Line)  
 Temperature  
 Setpoint On  
 (Initial) 280 °C  
 Hold Time 0 min  
 Post Run 0 °C

Column  
 Column #1  
 Flow  
 Setpoint On  
 (Initial) 1.0712 mL/min  
 Hold Time 0 min  
 Post Run 0.47549 mL/min

Agilent 19091S-433: 986.42711  
 HP-5MS 5% Phenyl Methyl Silox  
 -60 °C-325 °C (325 °C): 30 m x 250 µm x 0.25 µm  
 In Front SS Inlet He  
 Out MSD  
 (Initial) 100 °C  
 Pressure 11.405 psi  
 Flow 1.0712 mL/min  
 Average Velocity 38.598 cm/sec  
 Holdup Time 1.2954 min

Signals  
 Signal #1: Test Plot  
 Description Test Plot  
 Details  
 Save Off  
 Data Rate 50 Hz  
 Dual Injection Assignment Front Sample

Signal #2: Test Plot  
 Description Test Plot  
 Details  
 Save Off  
 Data Rate 50 Hz  
 Dual Injection Assignment Front Sample

Signal #3: Test Plot  
 Description Test Plot  
 Details  
 Save Off  
 Data Rate 50 Hz  
 Dual Injection Assignment Back Sample

Signal #4: Test Plot  
 Description Test Plot  
 Details  
 Save Off  
 Data Rate 50 Hz  
 Dual Injection Assignment Back Sample

MS ACQUISITION PARAMETERS

General Information  
 -----

AMP-20180910U-TJ

13

Tune File : atune.u  
Acquisition Mode : SIM

MS Information  
-----

Solvent Delay : 3.00 min  
EMV Mode : Gain Factor  
Gain Factor : 10.00  
Resulting EM Voltage : 1153

[Sim Parameters]

GROUP 1  
Group ID : AMP  
Resolution : Low  
Plot 1 Ion : 91.00  
Plot 2 Ion : 118.0  
Ions/Dwell In Group ( Mass, Dwell) ( Mass, Dwell) ( Mass, Dwell)  
( 91.00, 20) ( 98.00, 20) (118.00, 20)  
(128.00, 20) (190.00, 20) (194.00, 20)

GROUP 2  
Group ID : METH  
Resolution : Low  
Group Start Time : 5.50  
Plot 1 Ion : 118.00  
Plot 2 Ion : 211.0  
Ions/Dwell In Group ( Mass, Dwell) ( Mass, Dwell) ( Mass, Dwell)  
(118.00, 20) (128.00, 20) (160.00, 20)  
(163.00, 20) (204.00, 20) (211.00, 20)

GROUP 3  
Group ID : MDMA  
Resolution : High  
Group Start Time : 7.00  
Plot 1 Ion : 339.00  
Plot 2 Ion : 339.0  
Ions/Dwell In Group ( Mass, Dwell) ( Mass, Dwell) ( Mass, Dwell)  
(162.00, 20) (165.00, 20) (190.00, 20)  
(194.00, 20) (204.00, 20) (208.00, 20)  
(218.00, 20) (224.00, 20) (339.00, 20)  
(344.00, 20) (359.00, 20)

[MSZones]

MS Source : 230 C maximum 250 C  
MS Quad : 150 C maximum 200 C

Timed Events  
-----

[Timed MS Detector Table Entries]

Time (min) State (MS On/Off)  
9.00 Off

END OF MS ACQUISITION PARAMETERS

TUNE PARAMETERS for SN: US92013456  
-----

Trace Ion Detection is ON.

EMISSION : 34.610 /

AMP\_20180910U-TS

TS

ENERGY : 69.922 ✓  
REPELLER : 30.793 ✓  
IONFOCUS : 90.157 ✓  
ENTRANCE\_LE : 25.500 ✓  
EMVOLTS : 835.294 ✓

Actual EMV : 1152.94  
GAIN FACTOR : 9.61

AMUGAIN : 1597.000 ✓  
AMUOFFSET : 120.188 ✓  
FILAMENT : 1.000 ✓  
DCPOLARITY : 0.000 ✓  
ENTLENSOFFS : 18.824 ✓  
MASSGAIN : -834.000 ✓  
MASSOFFSET : -38.000 ✓

*TS*  
*9/17/18*

END OF TUNE PARAMETERS  
-----

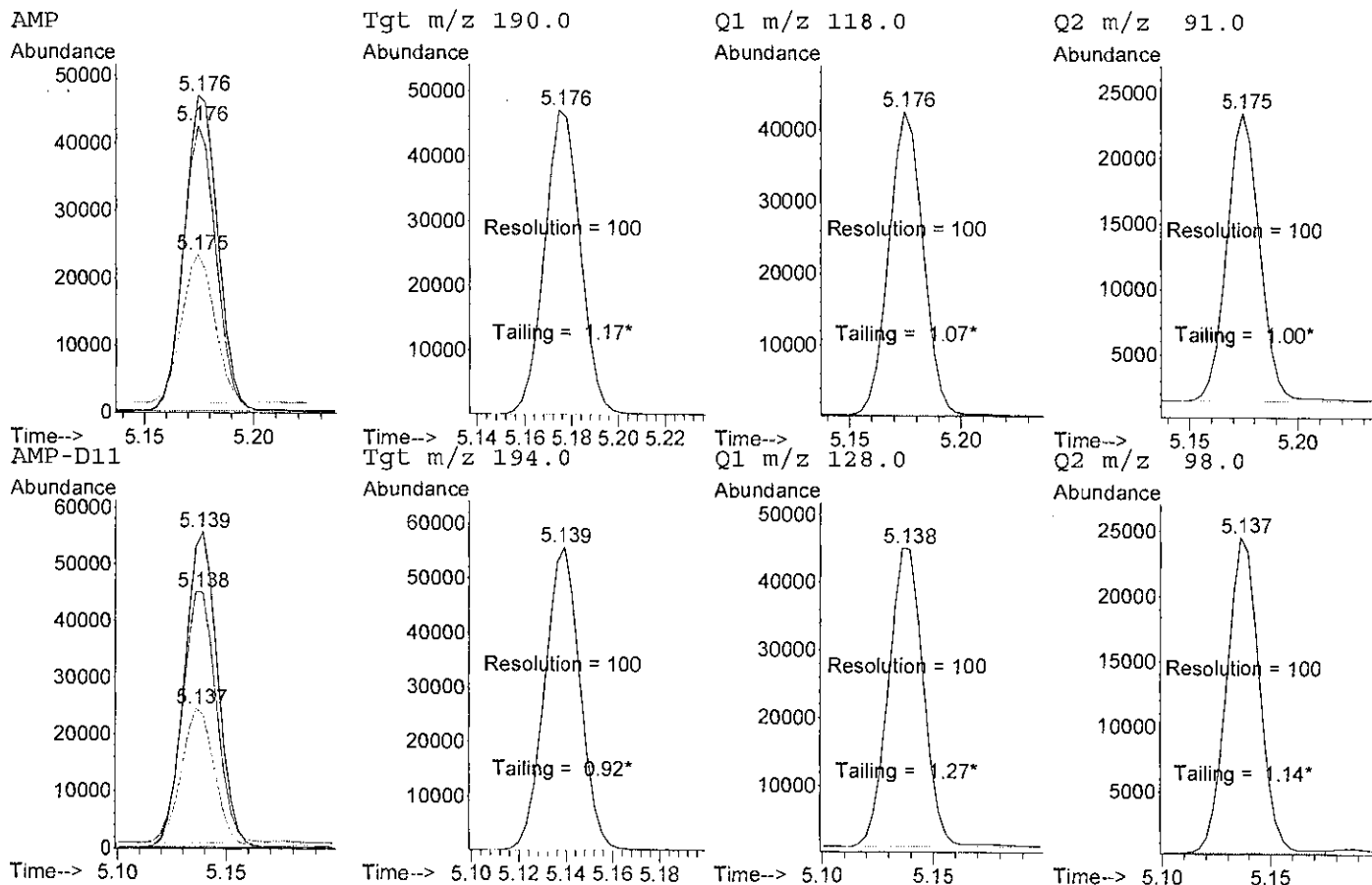
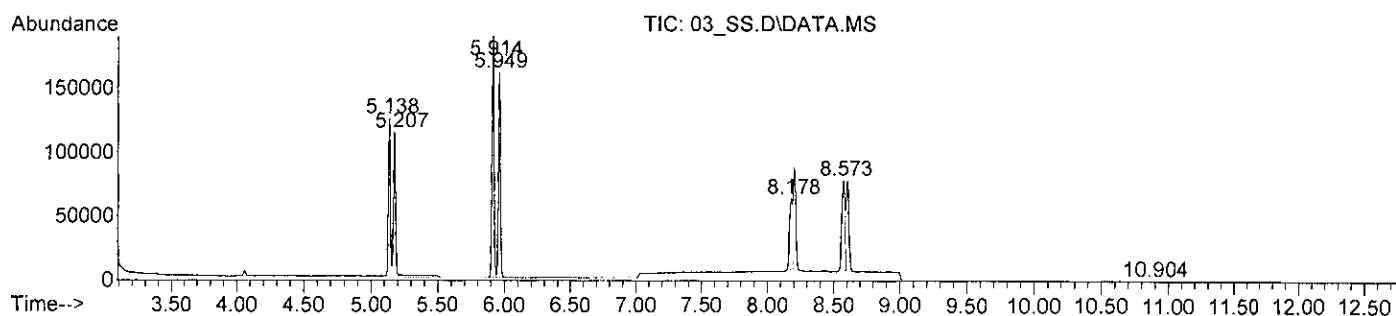
END OF INSTRUMENT CONTROL PARAMETERS  
-----

QUANTITATION REPORT FOR AMP ON : HFSC/GCMS3

Data File : C:\msdchem\1\da...\03\_SS.D  
 Operator : Tanuja Sathiraj  
 Tune File Name : c:\msdchem\1\5975\atune.u  
 Tune Date : 10 Sep 2018 9:38 am Mult : 1  
 Acq Method Name : AMPS\_U.M  
 Calibration date : 23 Aug 2018 8:54 am  
 Acquisition date : 10 Sep 2018 11:05 am  
 Sample Name : System Suitability  
 Misc Info :  
 Vial Number : 99

Compnd	Signal	RT	Limits	Response	QRatio	Limits
AMP-D11	194.0	5.139	5.046- 5.252	58885*		0- 0
	128.0			47647	80.9	62.3- 93.5
	98.0			25975	44.1	33.4- 50.2
AMP	190.0	5.176	5.083- 5.291	50255		68.6-103.0
	118.0			44556	88.7	68.6-103.0
	91.0			23647	47.1	35.2- 52.8

Concentration: 0.00 NG/ML



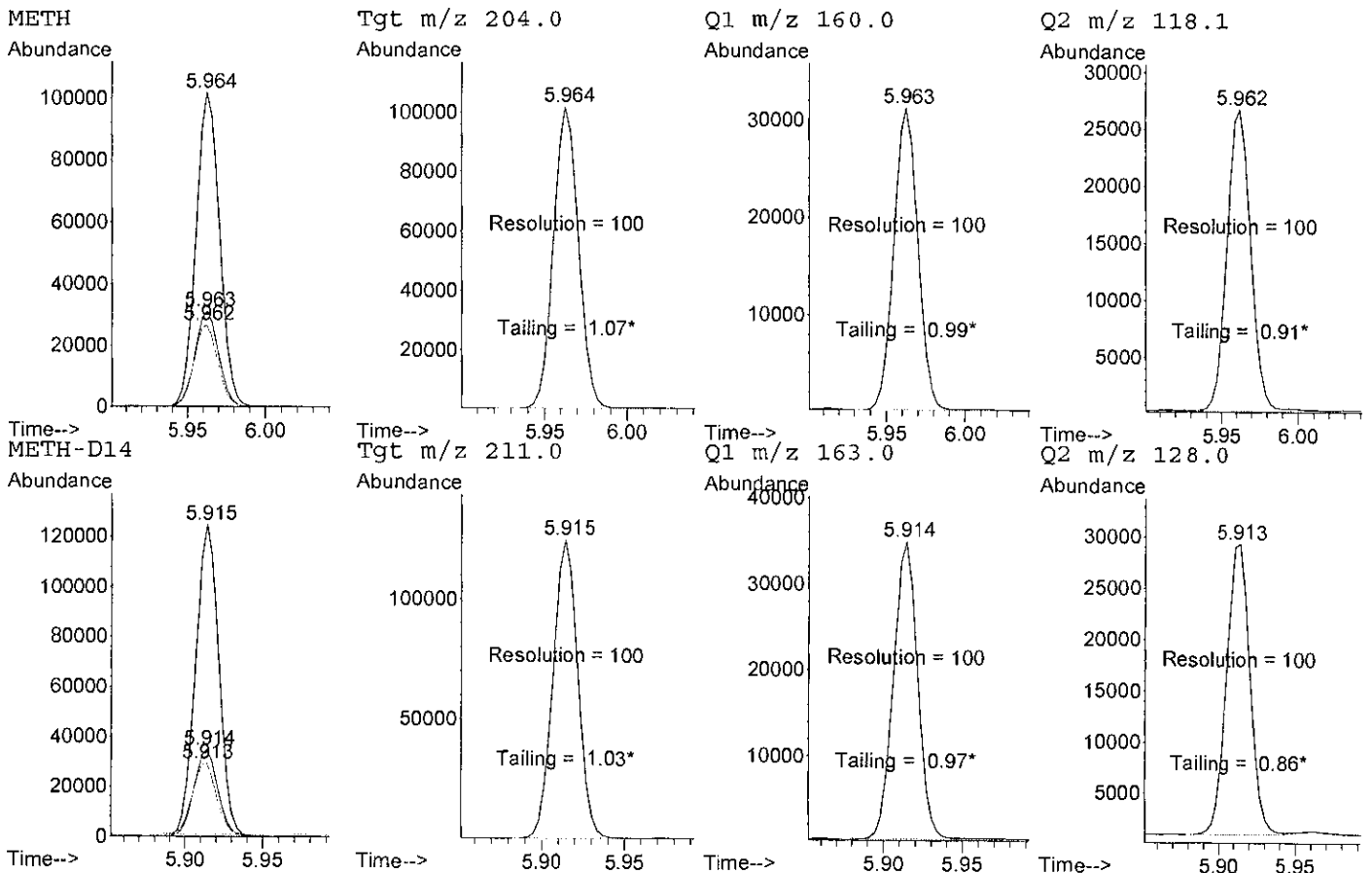
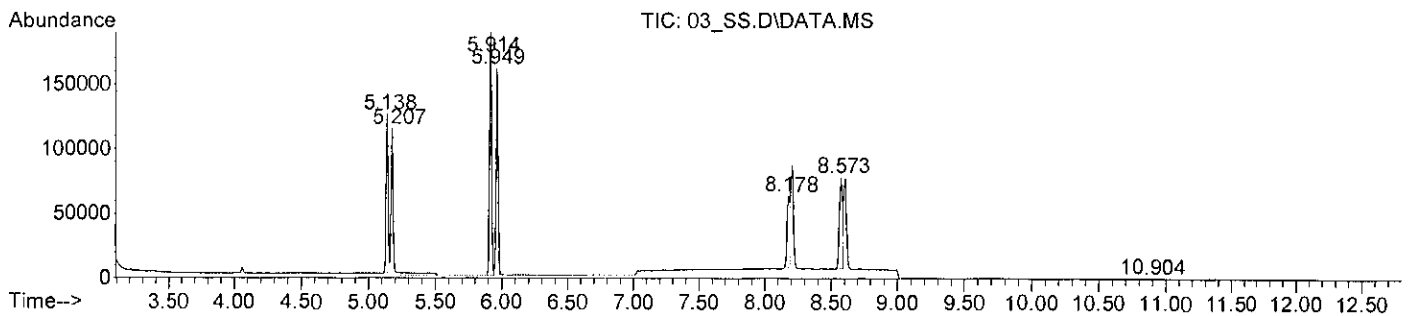
TS

QUANTITATION REPORT FOR METH ON : HFSC/GCMS3

Data File : C:\msdchem\1\da...\03\_SS.D  
 Operator : Tanuja Sathiraj  
 Tune File Name : c:\msdchem\1\5975\atune.u  
 Tune Date : 10 Sep 2018 9:38 am Mult : 1  
 Acq Method Name : AMPS\_U.M  
 Calibration date : 23 Aug 2018 8:54 am  
 Acquisition date : 10 Sep 2018 11:05 am  
 Sample Name : System Suitability  
 Misc Info :  
 Vial Number : 99

Compnd	Signal	RT	Limits	Response	QRatio	Limits
METH-D14	211.0	5.915	5.803- 6.040	131497*		0- 0
	163.0			36966	28.1	21.2- 31.8
	128.0			30704	23.3	19.5- 29.3
METH	204.0	5.964	5.851- 6.090	107981		
	160.0			33023	30.6	23.2- 34.8
	118.1			28506	26.4	22.4- 33.6

Concentration: 0.00 NG/ML



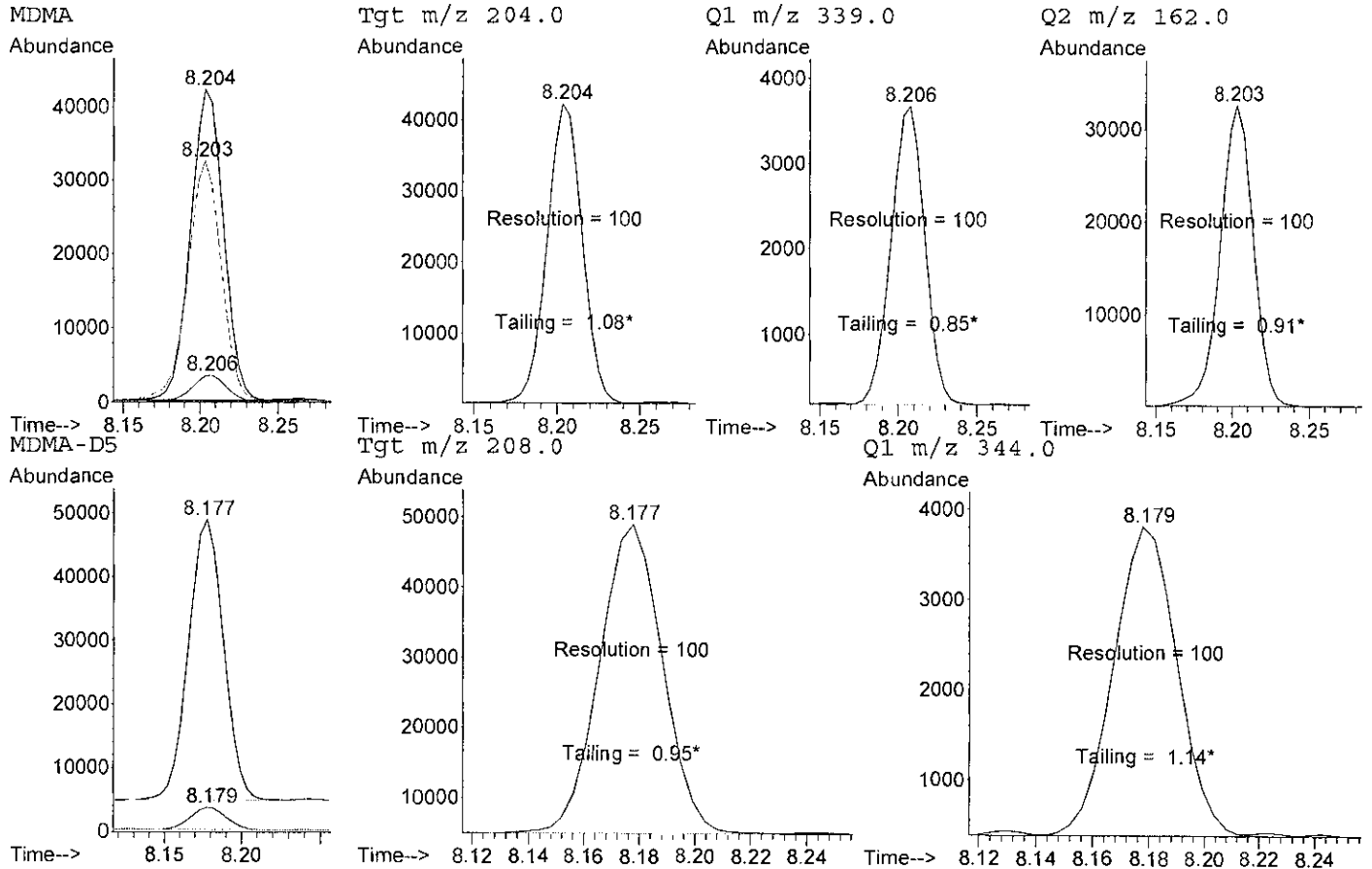
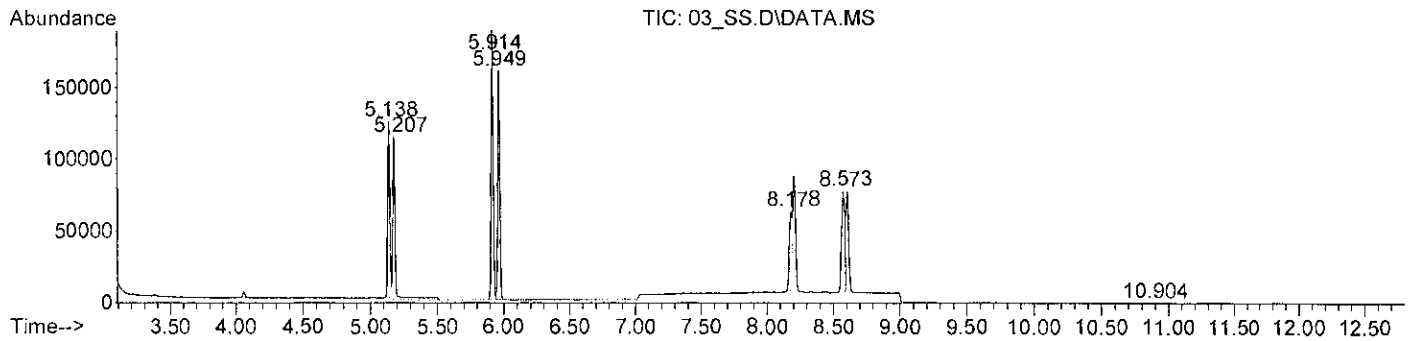
TS

QUANTITATION REPORT FOR MDMA ON : HFSC/GCMS3

Data File : C:\msdchem\1\da....\03\_SS.D  
 Operator : Tanuja Sathiraj  
 Tune File Name : c:\msdchem\1\5975\atune.u  
 Tune Date : 10 Sep 2018 9:38 am Mult : 1  
 Acq Method Name : AMPS\_U.M  
 Calibration date : 23 Aug 2018 8:54 am  
 Acquisition date : 10 Sep 2018 11:05 am  
 Sample Name : System Suitability  
 Misc Info :  
 Vial Number : 99

Cmpnd	Signal	RT	Limits	Response	QRatio	Limits
MDMA-D5	208.0	8.177	8.023- 8.350	69454*		0- 0
	344.0			5412	7.8	5.9- 8.9
MDMA	204.0	8.204	8.049- 8.378	62102		6.7- 10.1
	339.0			5151	8.3	
	162.0			48846	78.7	63.7- 95.5

Concentration: 0.00 NG/ML

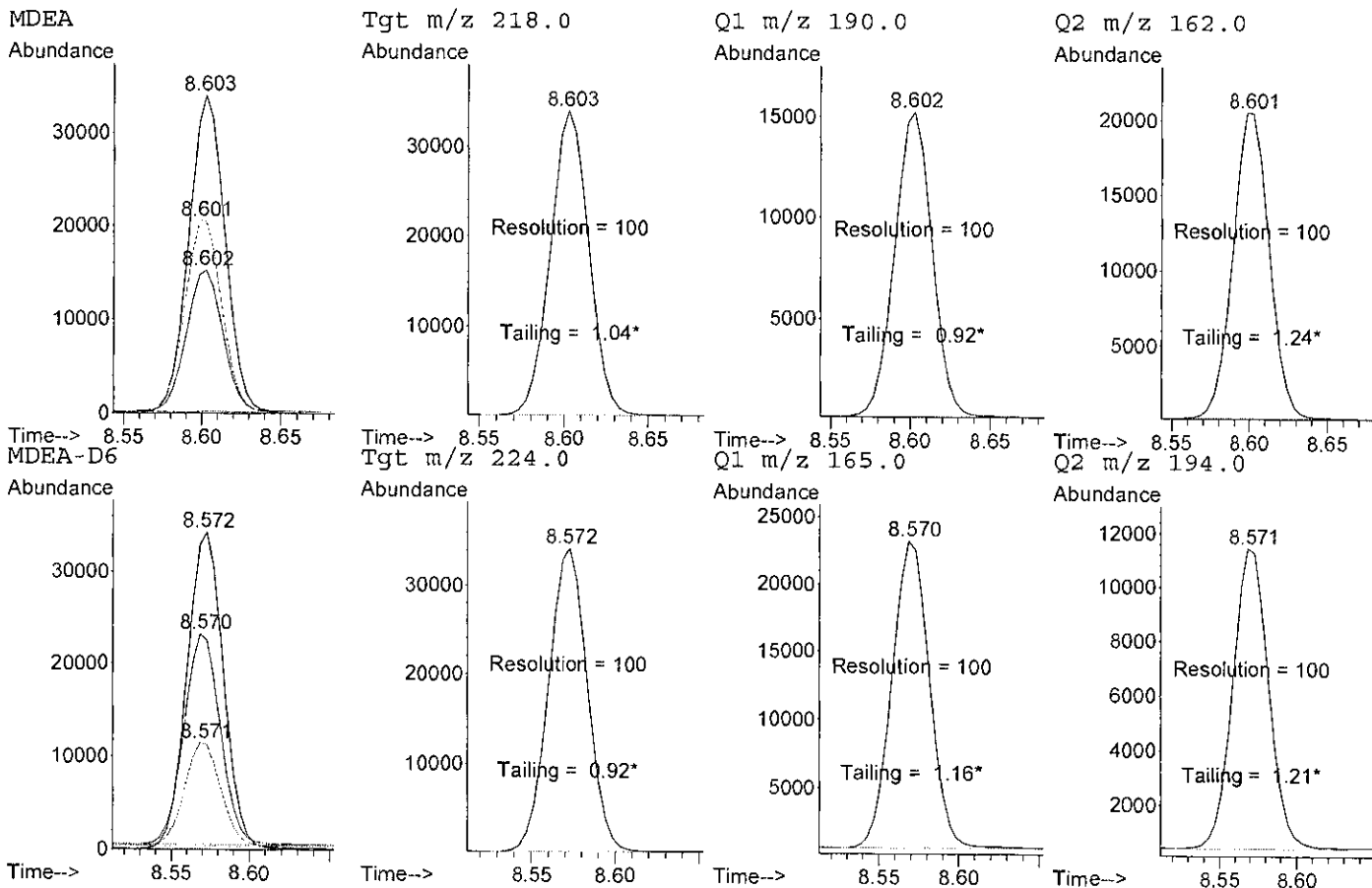
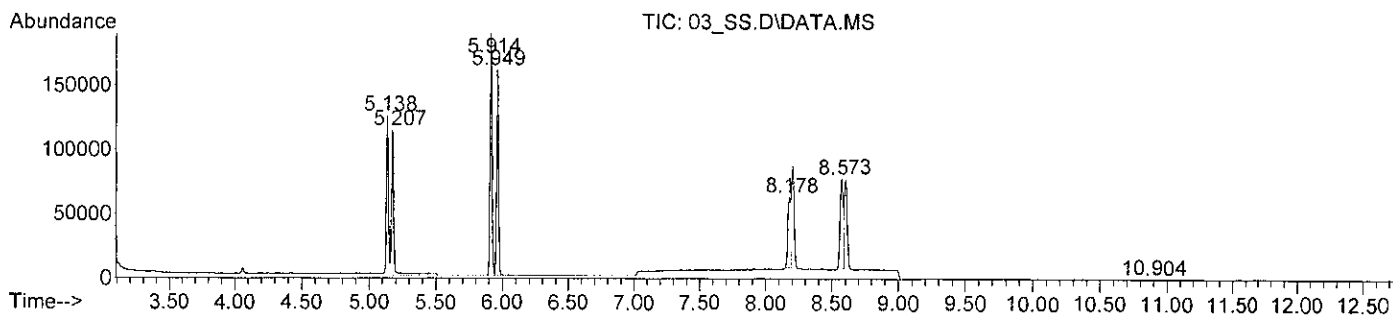


QUANTITATION REPORT FOR MDEA ON : HFSC/GCMS3

Data File : C:\msdchem\1\da...\03\_SS.D  
 Operator : Tanuja Sathiraj  
 Tune File Name : c:\msdchem\1\5975\atune.u  
 Tune Date : 10 Sep 2018 9:38 am Mult : 1  
 Acq Method Name : AMPS\_U.M  
 Calibration date : 23 Aug 2018 8:54 am  
 Acquisition date : 10 Sep 2018 11:05 am  
 Sample Name : System Suitability  
 Misc Info :  
 Vial Number : 99

Compnd	Signal	RT	Limits	Response	QRatio	Limits
MDEA-D6	224.0	8.572	8.411- 8.754	55312*		0- 0
	165.0			36912	66.7	52.4- 78.6
	194.0			18105	32.7	24.1- 36.1
MDEA	218.0	8.603	8.441- 8.786	54111		
	190.0			24258	44.8	33.4- 50.2
	162.0			33369	61.7*	4.6- 6.8

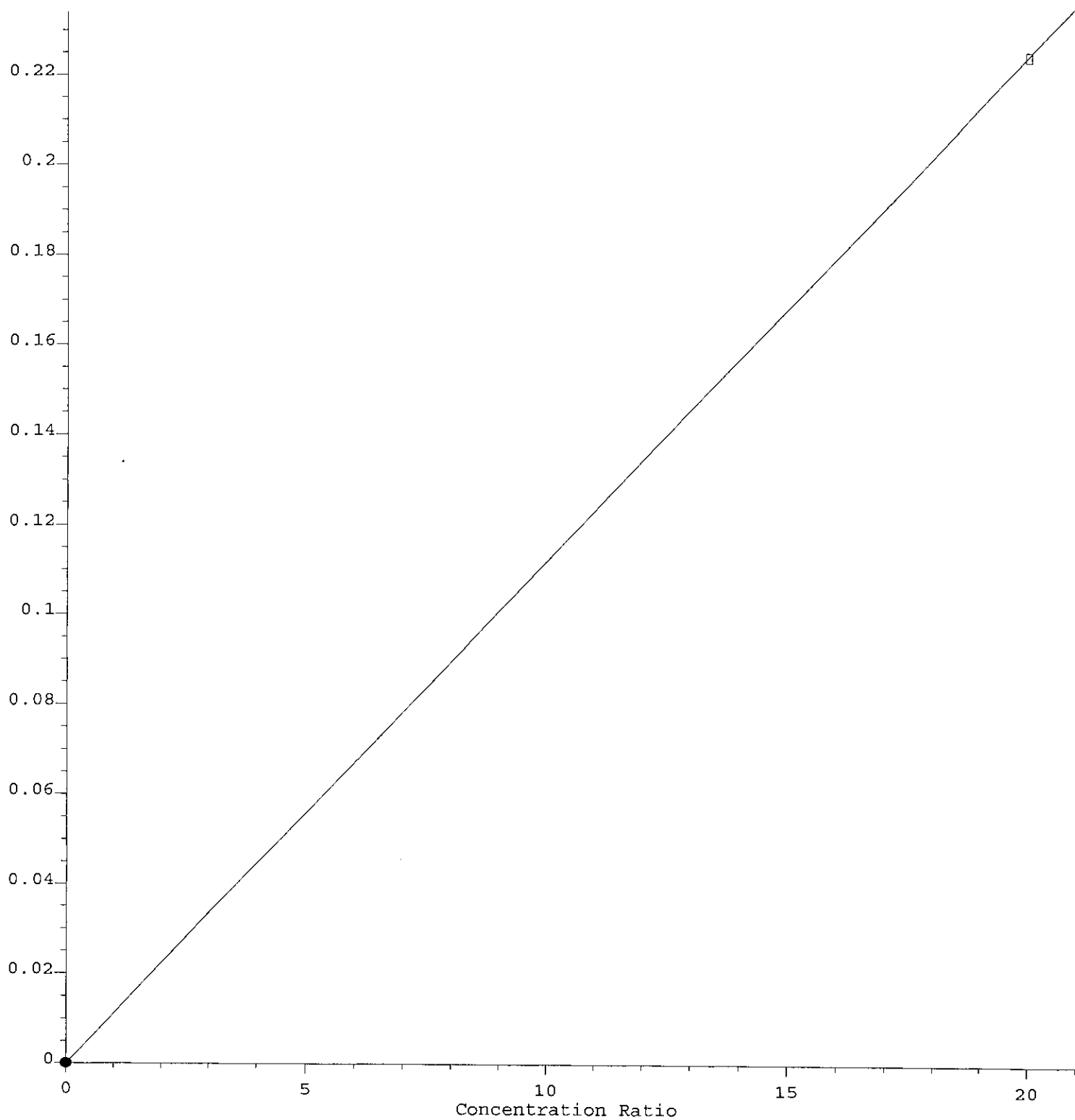
Concentration: 0.00 NG/ML



AMP\_20180910U-TJ

TJ

Response Ratio



Response = 1.117e-002 \* Amt  
Coef of Det (r<sup>2</sup>) = 1.000 Curve Fit: wlr(1/a)/(0,0)  
Method Name: C:\msdchem\1\data\2018\AMP\AMP\_20180910U\_TS\2018-09-10-1351.b\AMPS\_U.M  
Calibration Table Last Updated: Wed Sep 12 08:04:35 2018

↗

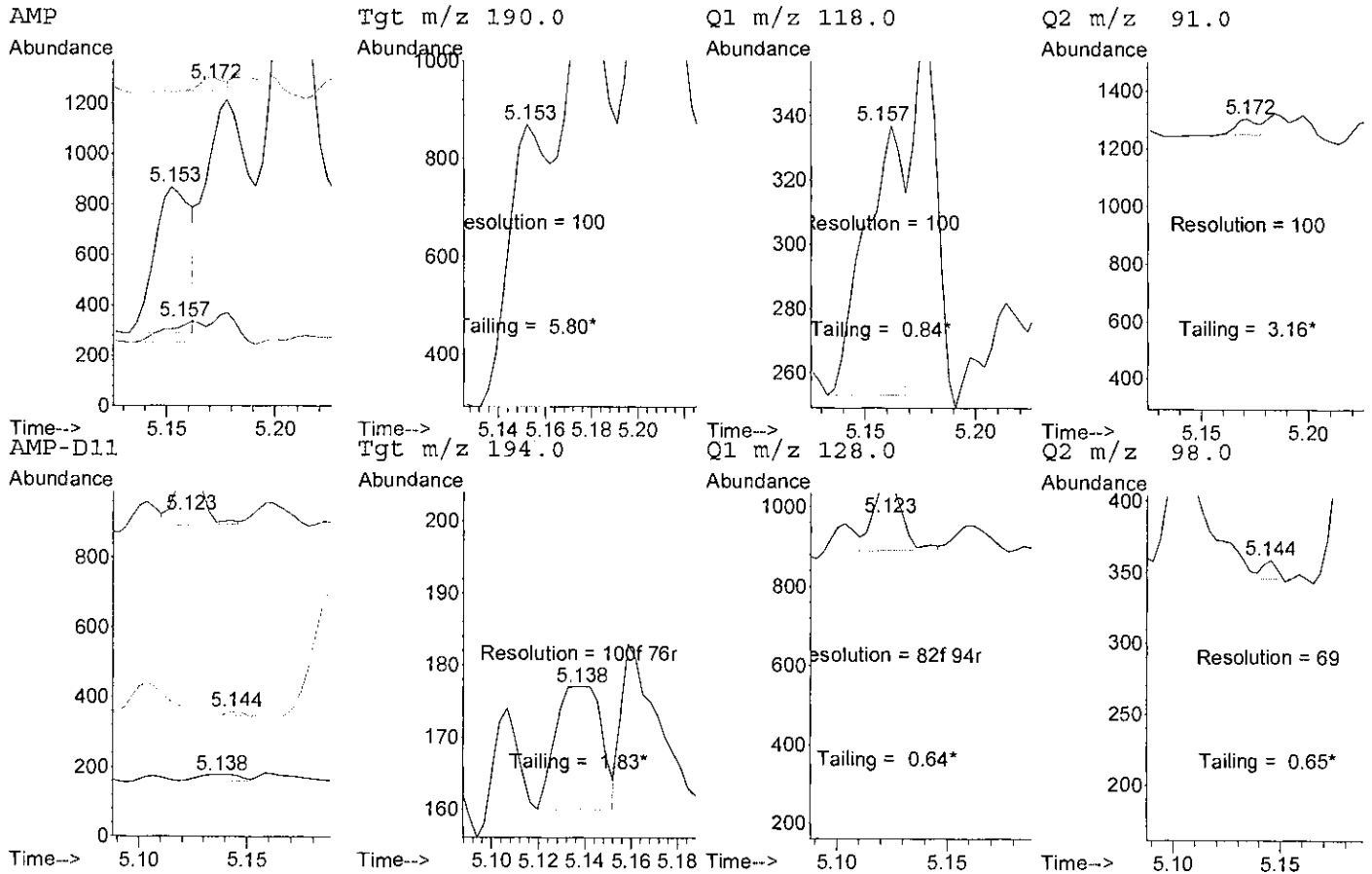
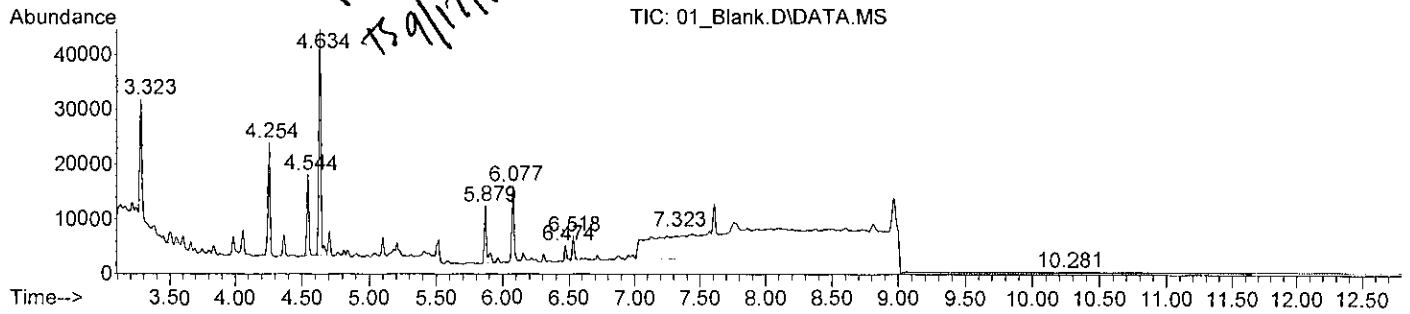


Data File : C:\msdchem\1\data\2018\AMP\AMP\_20180910U\_TS\201....\01\_Blank.D  
 Operator : Tanuja Sathiraj  
 Tune File Name : c:\msdchem\1\5975\atune.u  
 Tune Date : 10 Sep 2018 9:38 am Mult : 1  
 Acq Method Name : AMPS\_U.M  
 Calibration date : 12 Sep 2018 8:04 am  
 Acquisition date : 10 Sep 2018 1:55 pm  
 Sample Name : Matrix Blank  
 Misc Info :  
 Vial Number : 1

Cmpnd	Signal	RT	Limits	Response	QRatio	Limits
AMP-D11	194.0	5.138	5.035- 5.241	24*		0- 0
	128.0			156	650.0*	65.1- 97.7
	98.0			5	20.8*	35.4- 53.2
AMP	190.0	5.153	5.072- 5.279	675		
	118.0			105	15.6*	68.6-102.8
	91.0			40	5.9*	35.7- 53.5

Concentration: 2517.01 NG/ML

*ND*  
*15/9/18*



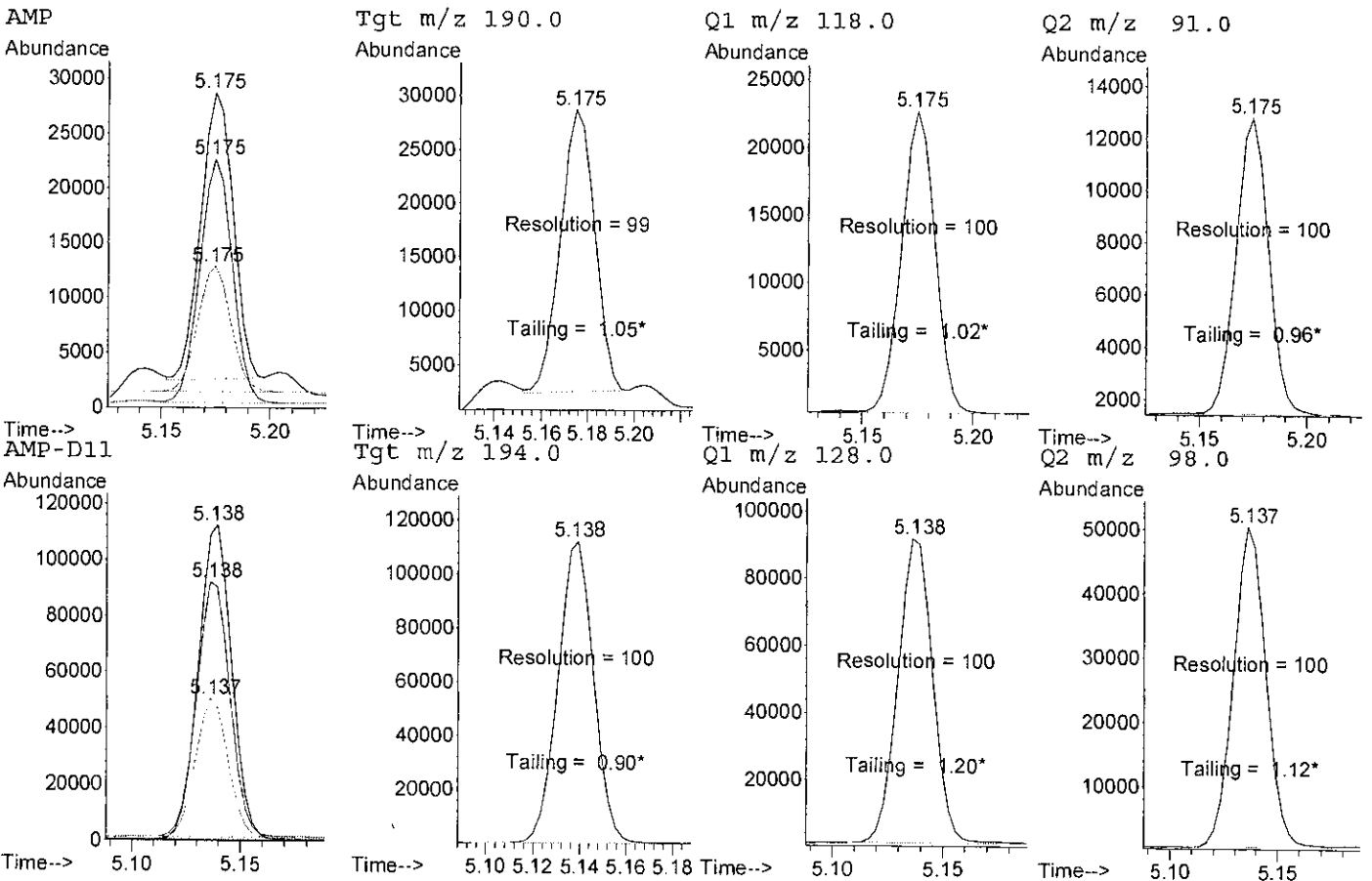
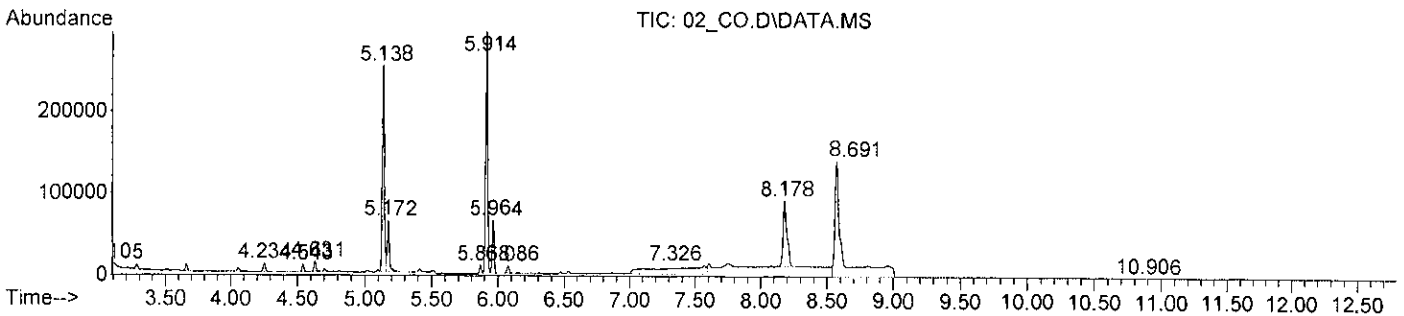
*B*

QUANTITATION REPORT FOR AMP ON : HFSC/GCMS3

Data File : C:\msdchem\1\data\2018\AMP\AMP\_20180910U\_TS\201....\02\_CO.D  
 Operator : Tanuja Sathiraj  
 Tune File Name : c:\msdchem\1\5975\atune.u  
 Tune Date : 10 Sep 2018 9:38 am Mult : 1  
 Acq Method Name : AMPS\_U.M  
 Calibration date : 12 Sep 2018 8:04 am  
 Acquisition date : 10 Sep 2018 2:14 pm  
 Sample Name : Cut-off Calibrator  
 Misc Info :  
 Vial Number : 2

Cmpnd	Signal	RT	Limits	Response	QRatio	Limits
AMP-D11	194.0	5.138	5.035- 5.241	120432*		0- 0
	128.0			98088	81.4	65.1- 97.7
	98.0			53403	44.3	35.4- 53.2
AMP	190.0	5.175	5.072- 5.279	26914		
	118.0			23076	85.7	68.6-102.8
	91.0			12017	44.6	35.7- 53.5

Concentration: 20.00 NG/ML

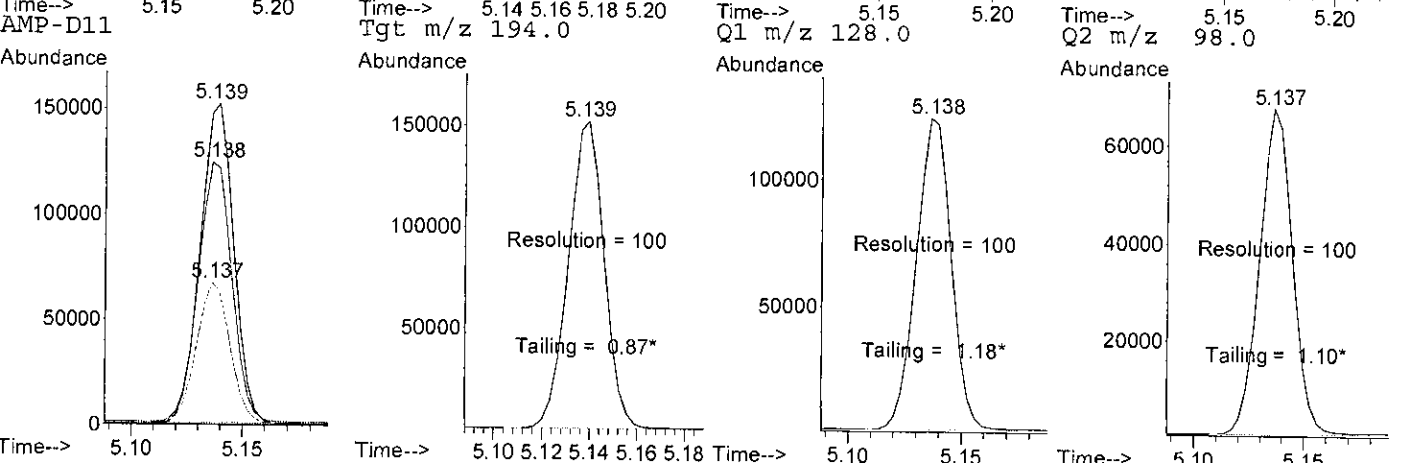
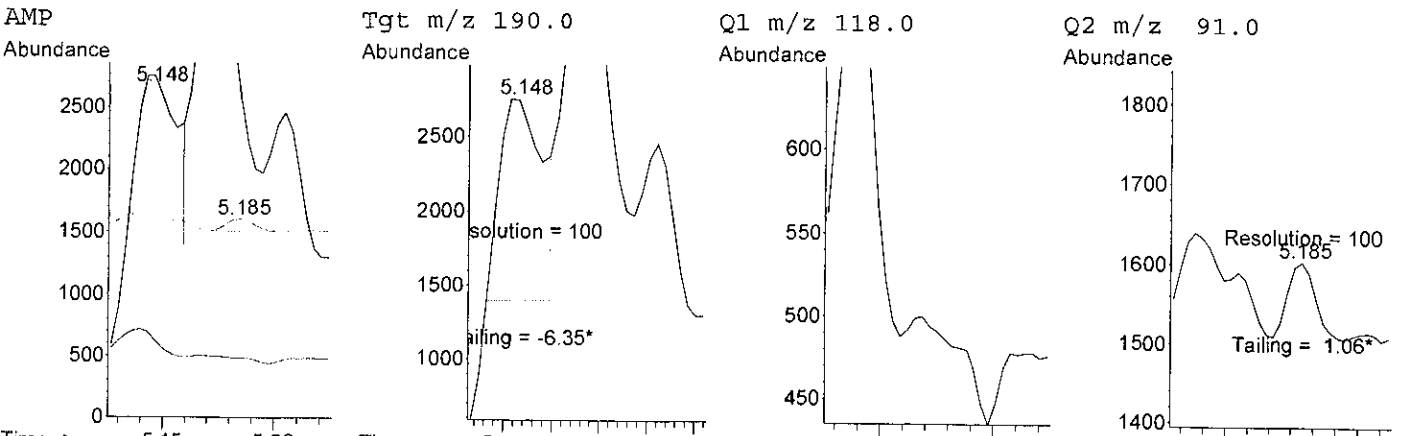
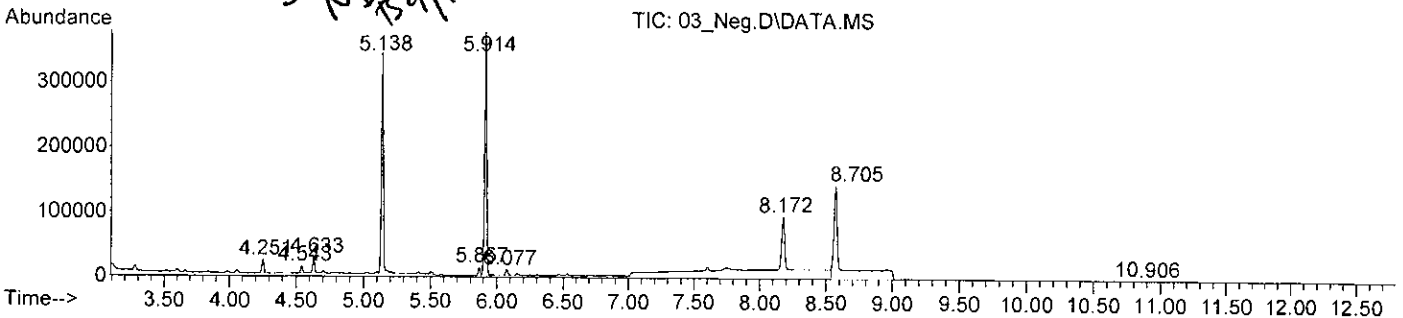


*TS*

Data File : C:\msdchem\1\data\2018\AMP\AMP\_20180910U\_TS\201....\03\_Neg.D  
 Operator : Tanuja Sathiraj  
 Tune File Name : c:\msdchem\1\5975\atune.u  
 Tune Date : 10 Sep 2018 9:38 am Mult : 1  
 Acq Method Name : AMPS\_U.M  
 Calibration date : 12 Sep 2018 8:04 am  
 Acquisition date : 10 Sep 2018 2:33 pm  
 Sample Name : Negative Control  
 Misc Info :  
 Vial Number : 3

Compnd	Signal	RT	Limits	Response	QRatio	Limits
AMP-D11	194.0	5.138	5.035- 5.241	160583*	81.7	0- 0
	128.0			131141		65.1- 97.7
	98.0			71102		35.4- 53.2
AMP	190.0	5.148	5.072- 5.279	1665	0.0*	68.6-102.8
	118.0			0		35.7- 53.5
	91.0			84		5.0*

Concentration: 0.02 NG/ML  
*ND 39/12/18*



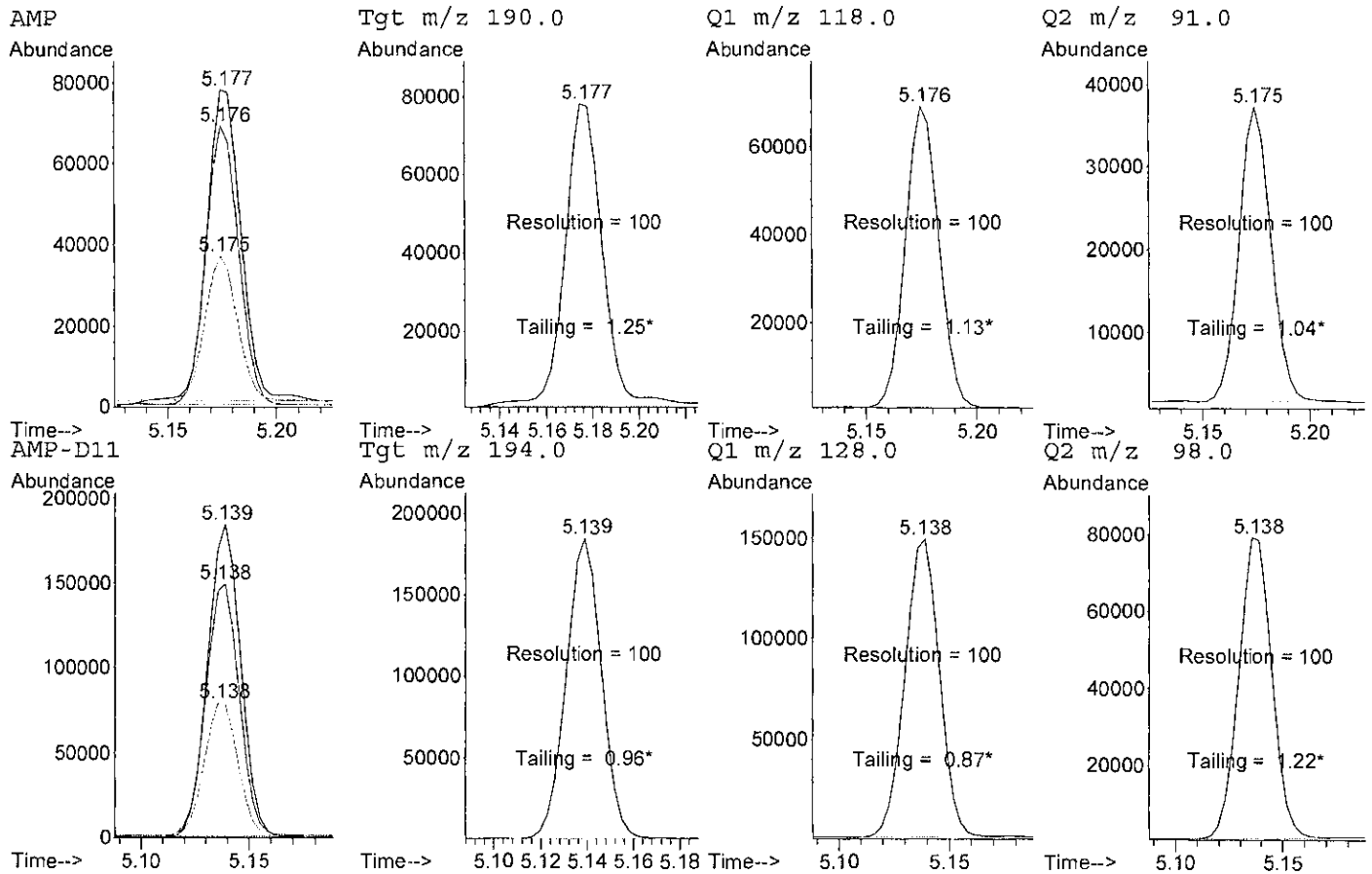
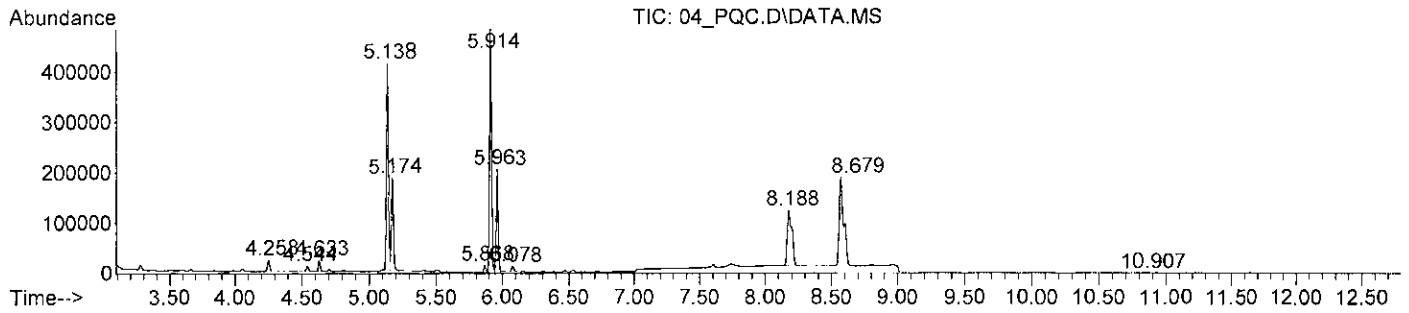
*TS*

QUANTITATION REPORT FOR AMP ON : HFSC/GCMS3

Data File : C:\msdchem\1\data\2018\AMP\AMP\_20180910U\_TS\201....\04\_PQC.D  
 Operator : Tanuja Sathiraj  
 Tune File Name : c:\msdchem\1\5975\atune.u  
 Tune Date : 10 Sep 2018 9:38 am Mult : 1  
 Acq Method Name : AMPS\_U.M  
 Calibration date : 12 Sep 2018 8:04 am  
 Acquisition date : 10 Sep 2018 2:51 pm  
 Sample Name : Positive Control  
 Misc Info :  
 Vial Number : 4

Cmpnd	Signal	RT	Limits	Response	QRatio	Limits
AMP-D11	194.0	5.139	5.035- 5.241	196447*		0- 0
	128.0			159485	81.2	65.1- 97.7
	98.0			86225	43.9	35.4- 53.2
AMP	190.0	5.177	5.072- 5.279	87586		
	118.0			71865	82.1	68.6-102.8
	91.0			37404	42.7	35.7- 53.5

Concentration: 39.90 NG/ML



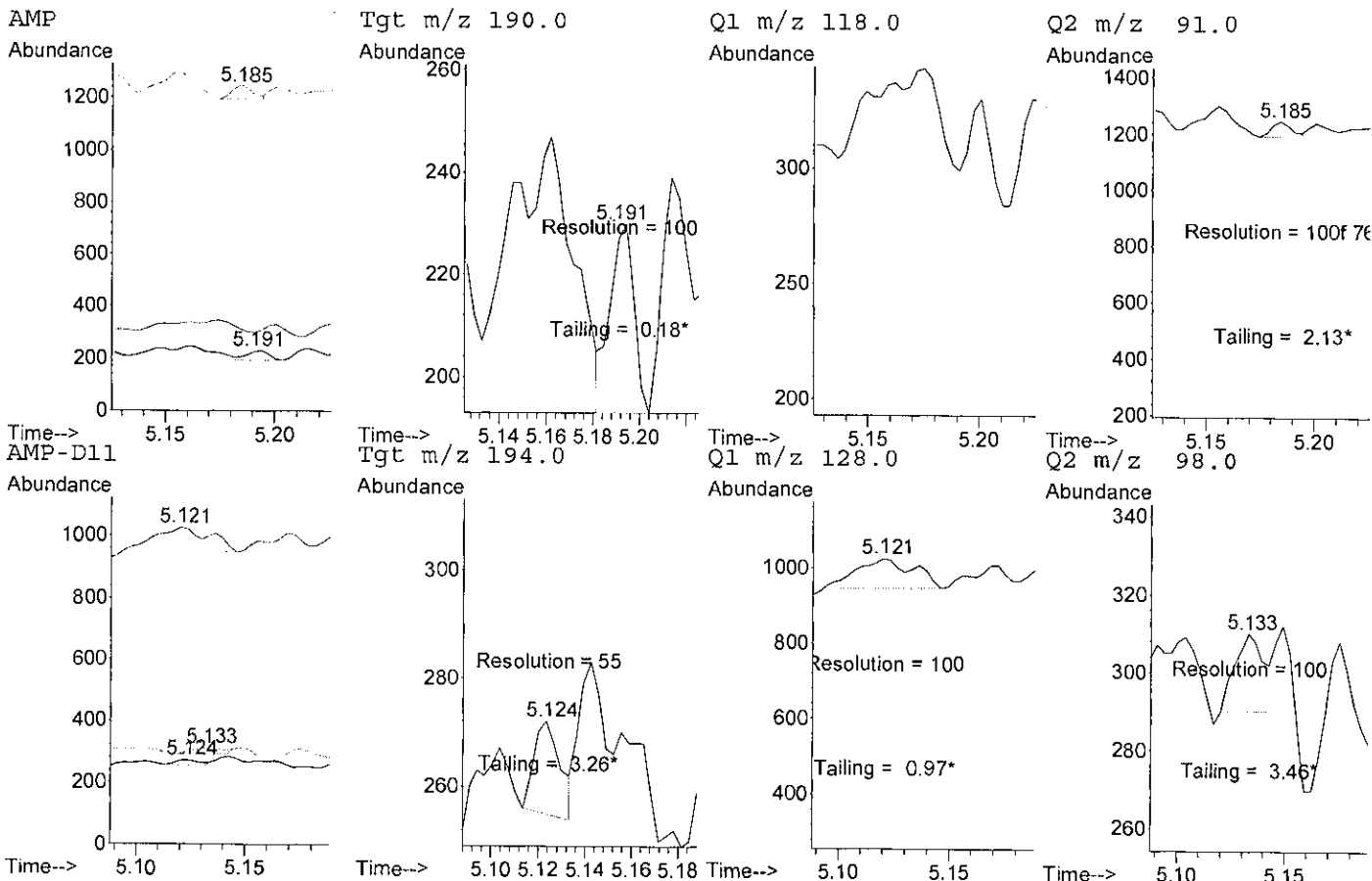
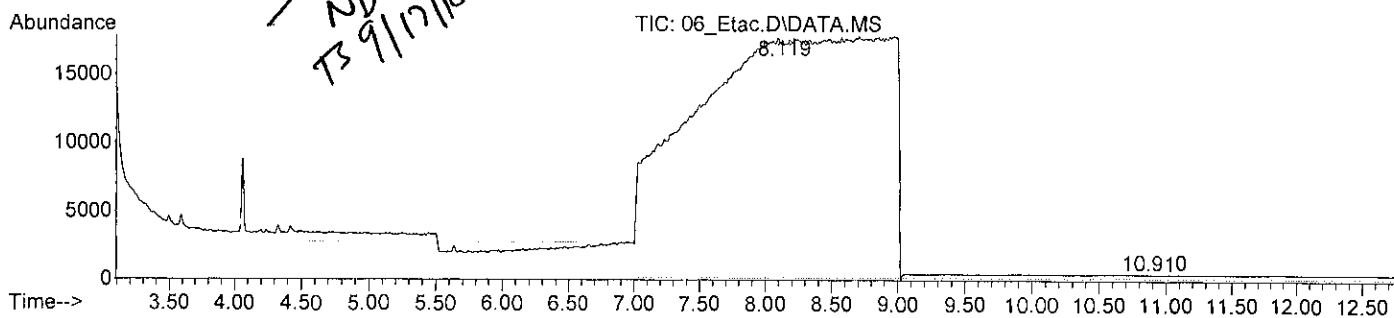
*TS*

QUANTITATION REPORT FOR AMP ON : HFSC/GCMS3

Data File : C:\msdchem\1\data\2018\AMP\AMP\_20180910U\_TS\201....\06\_Etac.D  
 Operator : Tanuja Sathiraj  
 Tune File Name : c:\msdchem\1\5975\atune.u  
 Tune Date : 10 Sep 2018 9:38 am Mult : 1  
 Acq Method Name : AMPS\_U.M  
 Calibration date : 12 Sep 2018 8:04 am  
 Acquisition date : 10 Sep 2018 3:29 pm  
 Sample Name : Ethyl Acetate  
 Misc Info :  
 Vial Number : 98

Cmpnd	Signal	RT	Limits	Response	QRatio	Limits
AMP-D11	194.0	5.124	5.035- 5.241	13*	1076.9*	0- 0
	128.0			140		65.1- 97.7
	98.0			19		35.4- 53.2
AMP	190.0	5.191	5.072- 5.279	26	134.6*	68.6-102.8
	118.0			0		0.0*
	91.0			35		35.7- 53.5

Concentration: 178.98 NG/ML



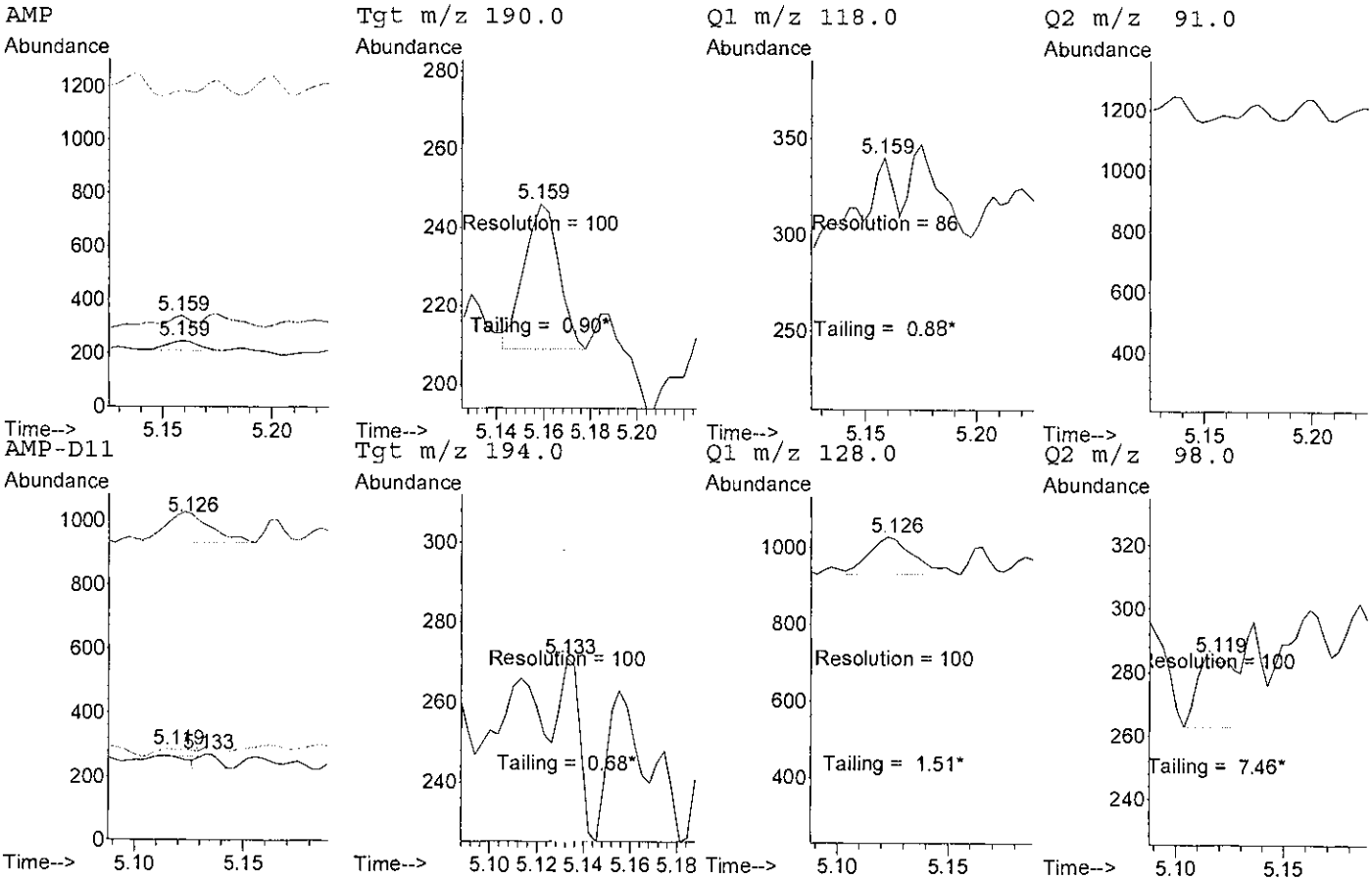
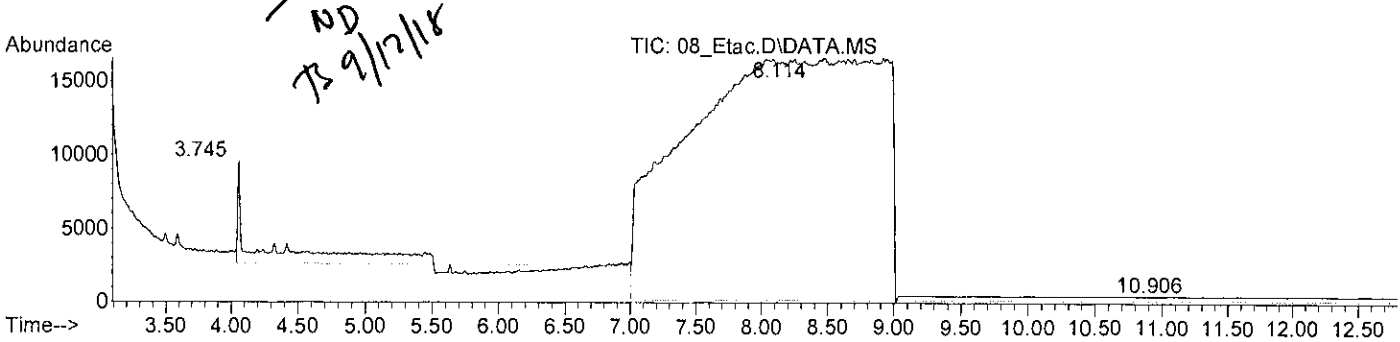
TS

QUANTITATION REPORT FOR AMP ON : HFSC/GCMS3

Data File : C:\msdchem\1\data\2018\AMP\AMP\_20180910U\_TS\201....\08\_Etac.D  
 Operator : Tanuja Sathiraj  
 Tune File Name : c:\msdchem\1\5975\atune.u  
 Tune Date : 10 Sep 2018 9:38 am Mult : 1  
 Acq Method Name : AMPS\_U.M  
 Calibration date : 12 Sep 2018 8:04 am  
 Acquisition date : 10 Sep 2018 4:07 pm  
 Sample Name : Ethyl Acetate  
 Misc Info :  
 Vial Number : 98

Cmpnd	Signal	RT	Limits	Response	QRatio	Limits
AMP-D11	194.0	5.133	5.035- 5.241	29*	469.0*	0- 0
	128.0			136		65.1- 97.7
	98.0			27		35.4- 53.2
AMP	190.0	5.159	5.072- 5.279	38	47.4*	68.6-102.8
	118.0			18		35.7- 53.5
	91.0			0		0.0*

Concentration: 117.26 NG/ML

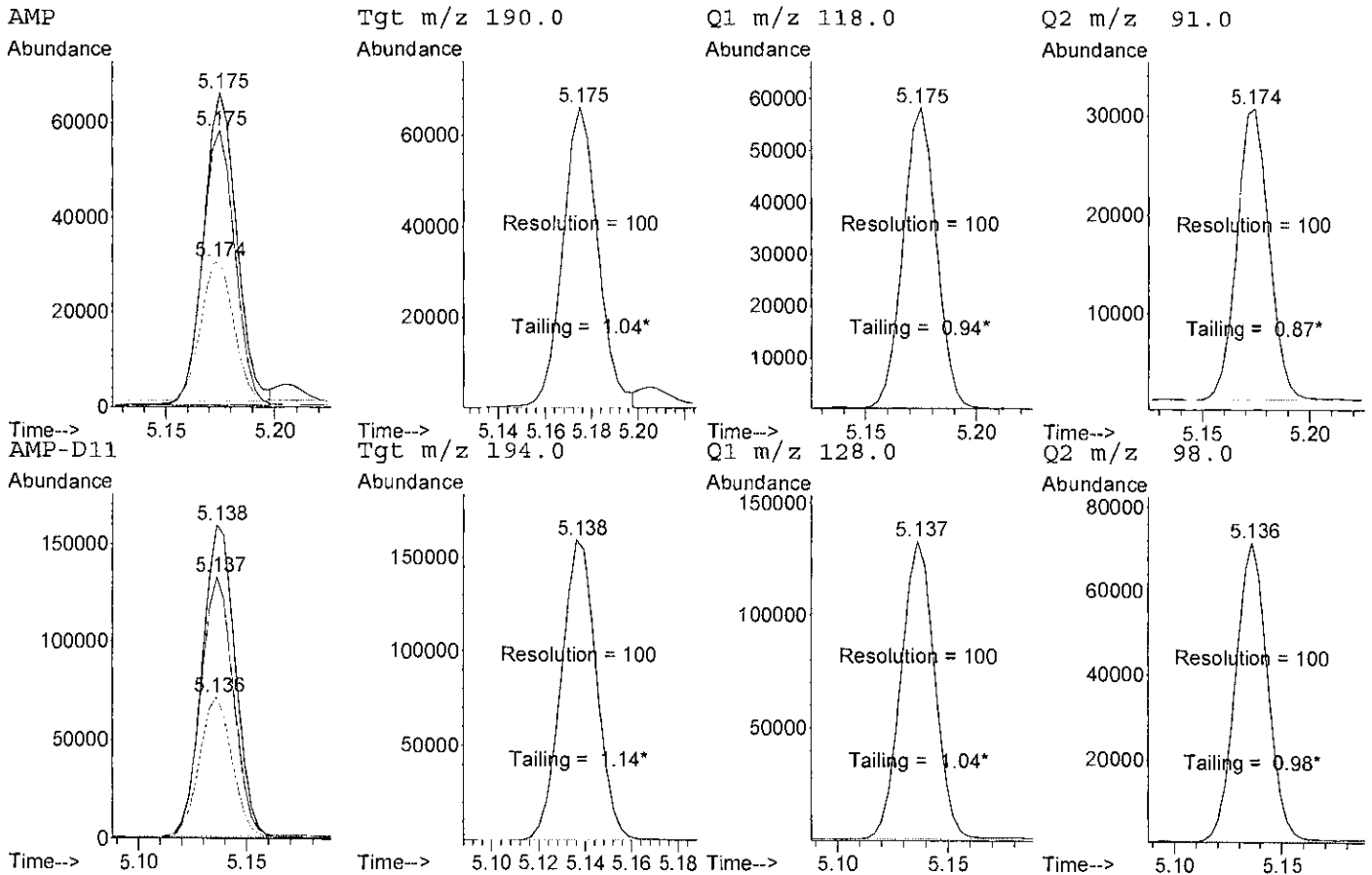
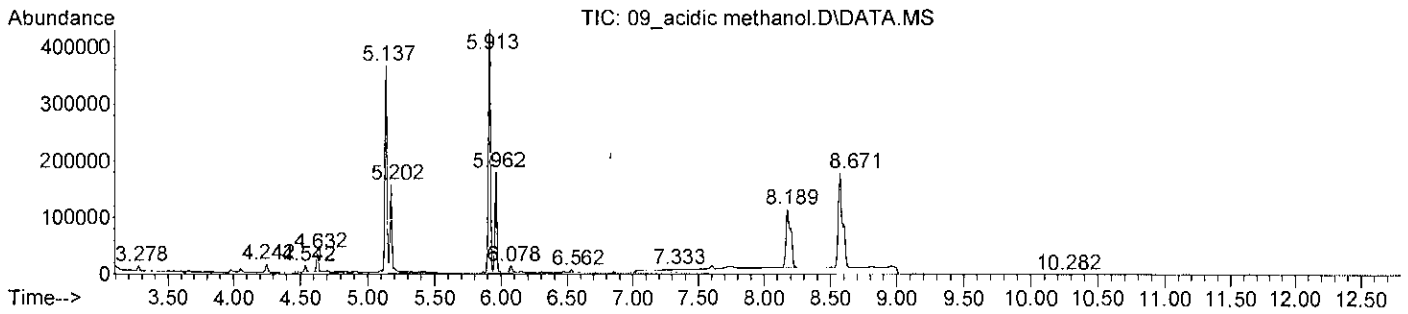


Data File : C:\msdchem\1\data\2018\AMP\AMP\_20180910U\_TS\201....\09\_acidic methan  
 Operator : Tanuja Sathiraj  
 Tune File Name : c:\msdchem\1\5975\atune.u  
 Tune Date : 10 Sep 2018 9:38 am Mult : 1  
 Acq Method Name : AMPS\_U.M  
 Calibration date : 12 Sep 2018 8:04 am  
 Acquisition date : 10 Sep 2018 4:25 pm  
 Sample Name : acidic methanol 180918-pos1  
 Misc Info :  
 Vial Number : 7

*Sample meets acceptance  
 criteria. OK to use in  
 casework. TS 9/17/18*

Compnd	Signal	RT	Limits	Response	QRatio	Limits
AMP-D11	194.0	5.138	5.035- 5.241	169471*		0- 0
	128.0			138424	81.7	65.1- 97.7
	98.0			75390	44.5	35.4- 53.2
AMP	190.0	5.175	5.072- 5.279	70097		
	118.0			60025	85.6	68.6-102.8
	91.0			31092	44.4	35.7- 53.5

Concentration: 37.01 NG/ML



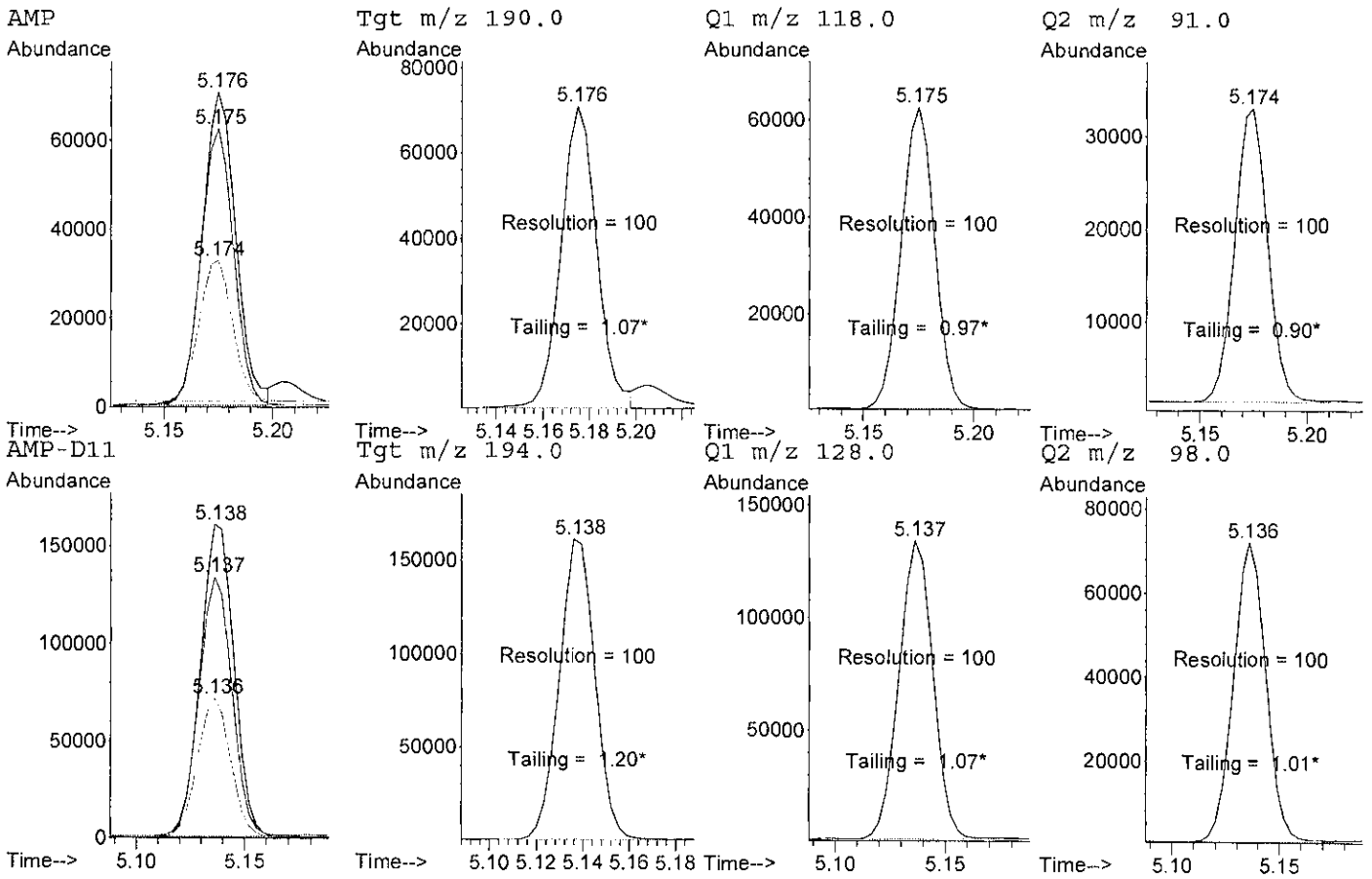
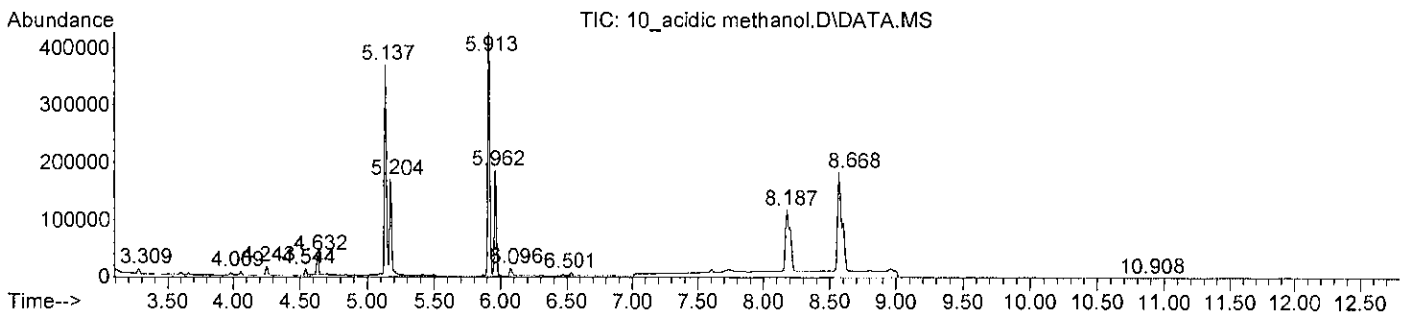
*TS*

Data File : C:\msdchem\1\data\2018\AMP\AMP\_20180910U\_TS\201....\10\_acidic methan  
 Operator : Tanuja Sathiraj  
 Tune File Name : c:\msdchem\1\5975\atune.u  
 Tune Date : 10 Sep 2018 9:38 am Mult : 1  
 Acq Method Name : AMPS\_U.M  
 Calibration date : 12 Sep 2018 8:04 am  
 Acquisition date : 10 Sep 2018 4:44 pm  
 Sample Name : acidic methanol 180918-pos2  
 Misc Info :  
 Vial Number : 8

*Sample meets acceptance  
 Criteria. Okay to use in  
 corework. TS 9/17/18*

Cmpnd	Signal	RT	Limits	Response	QRatio	Limits
AMP-D11	194.0	5.138	5.035- 5.241	174228*		0- 0
	128.0			141870	81.4	65.1- 97.7
	98.0			76786	44.1	35.4- 53.2
AMP	190.0	5.176	5.072- 5.279	76016		
	118.0			64618	85.0	68.6-102.8
	91.0			34125	44.9	35.7- 53.5

Concentration: 39.04 NG/ML



*TS*

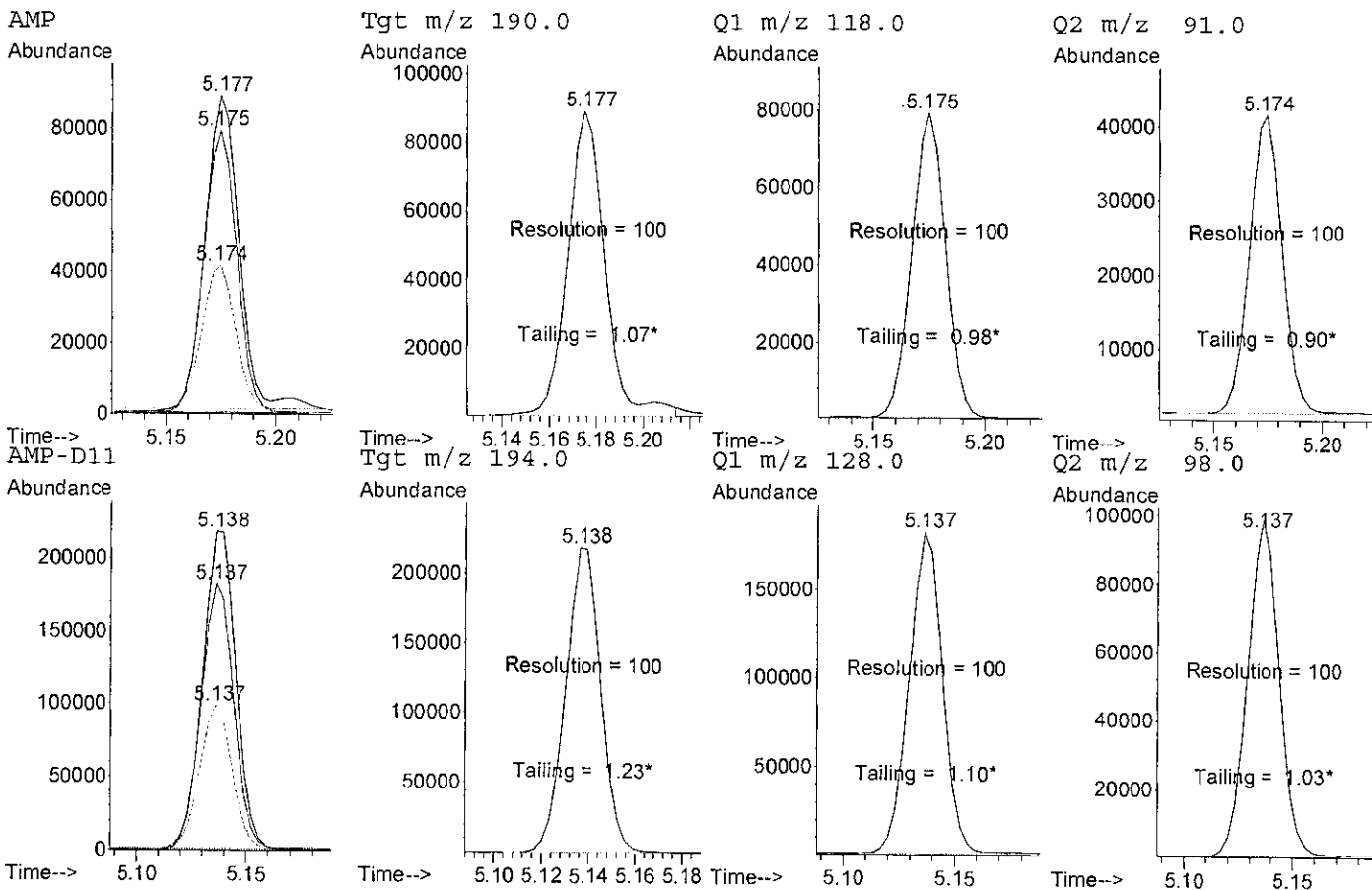
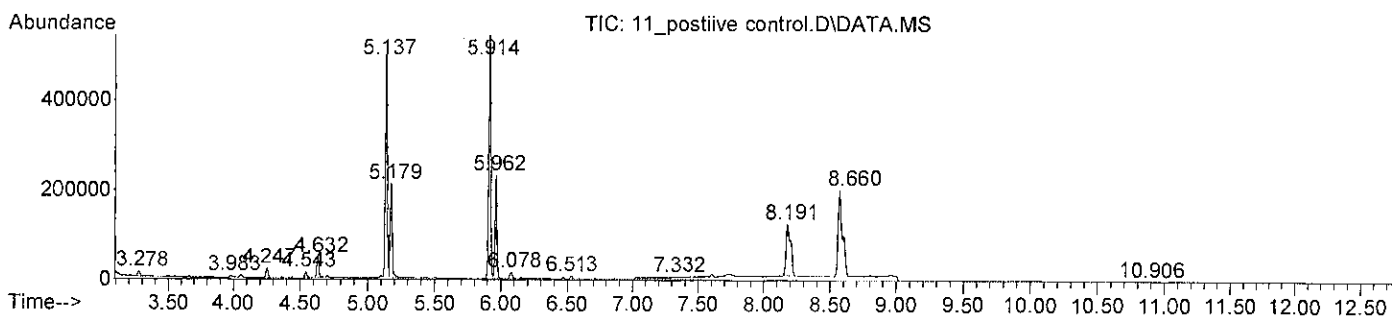


QUANTITATION REPORT FOR AMP ON : HFSC/GCMS3

Data File : C:\msdchem\1\data\2018\AMP\AMP\_20180910U\_TS\201....\11\_postiive cont  
 Operator : Tanuja Sathiraj  
 Tune File Name : c:\msdchem\1\5975\atune.u  
 Tune Date : 10 Sep 2018 9:38 am Mult : 1  
 Acq Method Name : AMPS\_U.M  
 Calibration date : 12 Sep 2018 8:04 am  
 Acquisition date : 10 Sep 2018 5:03 pm  
 Sample Name : Positive control  
 Misc Info :  
 Vial Number : 9

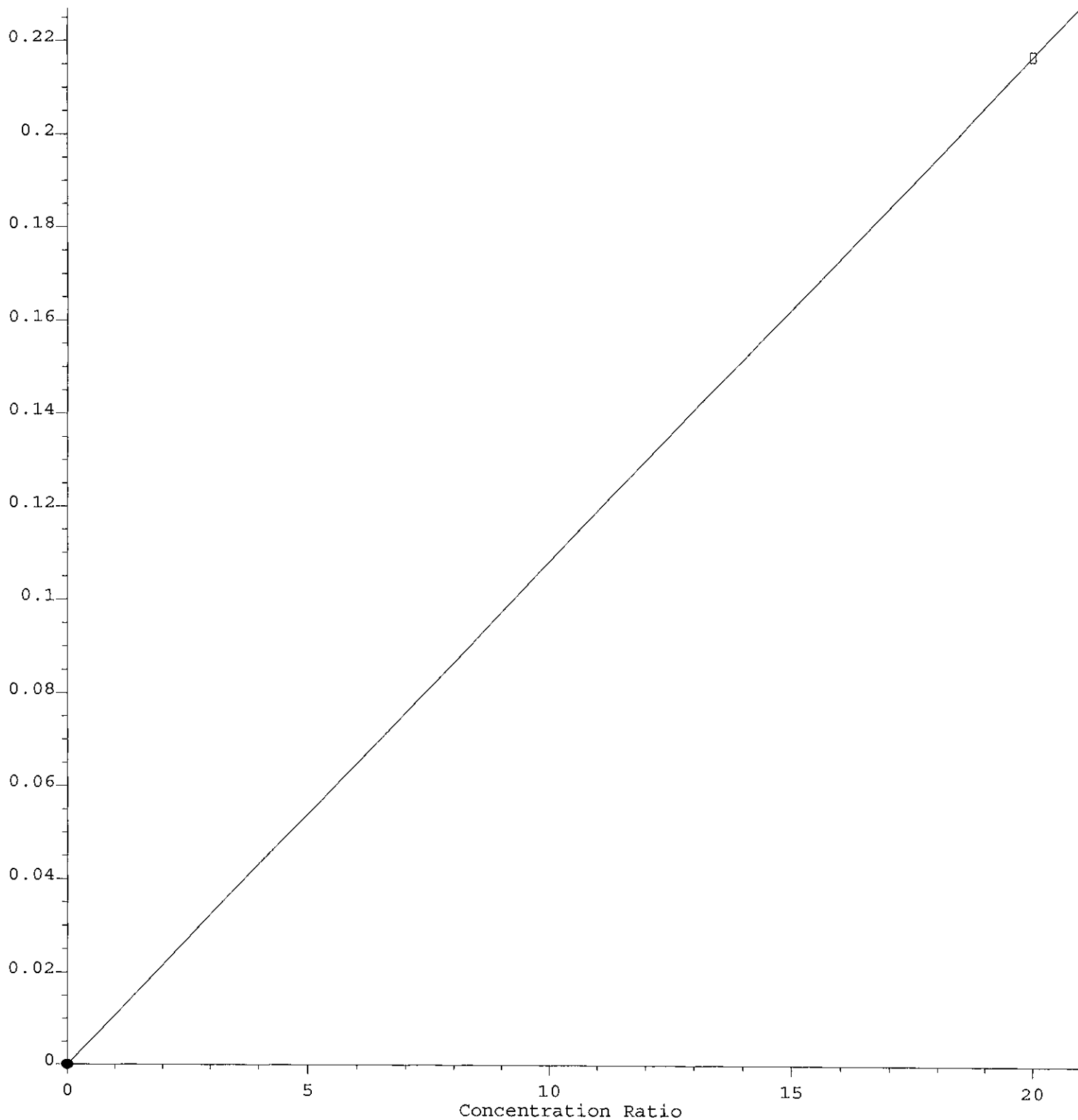
Cmpnd	Signal	RT	Limits	Response	QRatio	Limits
AMP-D11	194.0	5.138	5.035- 5.241	229227*		0- 0
	128.0			186823	81.5	65.1- 97.7
	98.0			101750	44.4	35.4- 53.2
AMP	190.0	5.177	5.072- 5.279	98741		
	118.0			82338	83.4	68.6-102.8
	91.0			42791	43.3	35.7- 53.5

Concentration: 38.55 NG/ML



TS

Response Ratio



Response = 1.081e-002 \* Amt

Coef of Det (r<sup>2</sup>) = 1.000 Curve Fit: wlr(1/a)/(0,0)

Method Name: C:\msdchem\1\data\2018\AMP\AMP\_20180910U\_TS\2018-09-10-1351.b\AMPS\_U.M

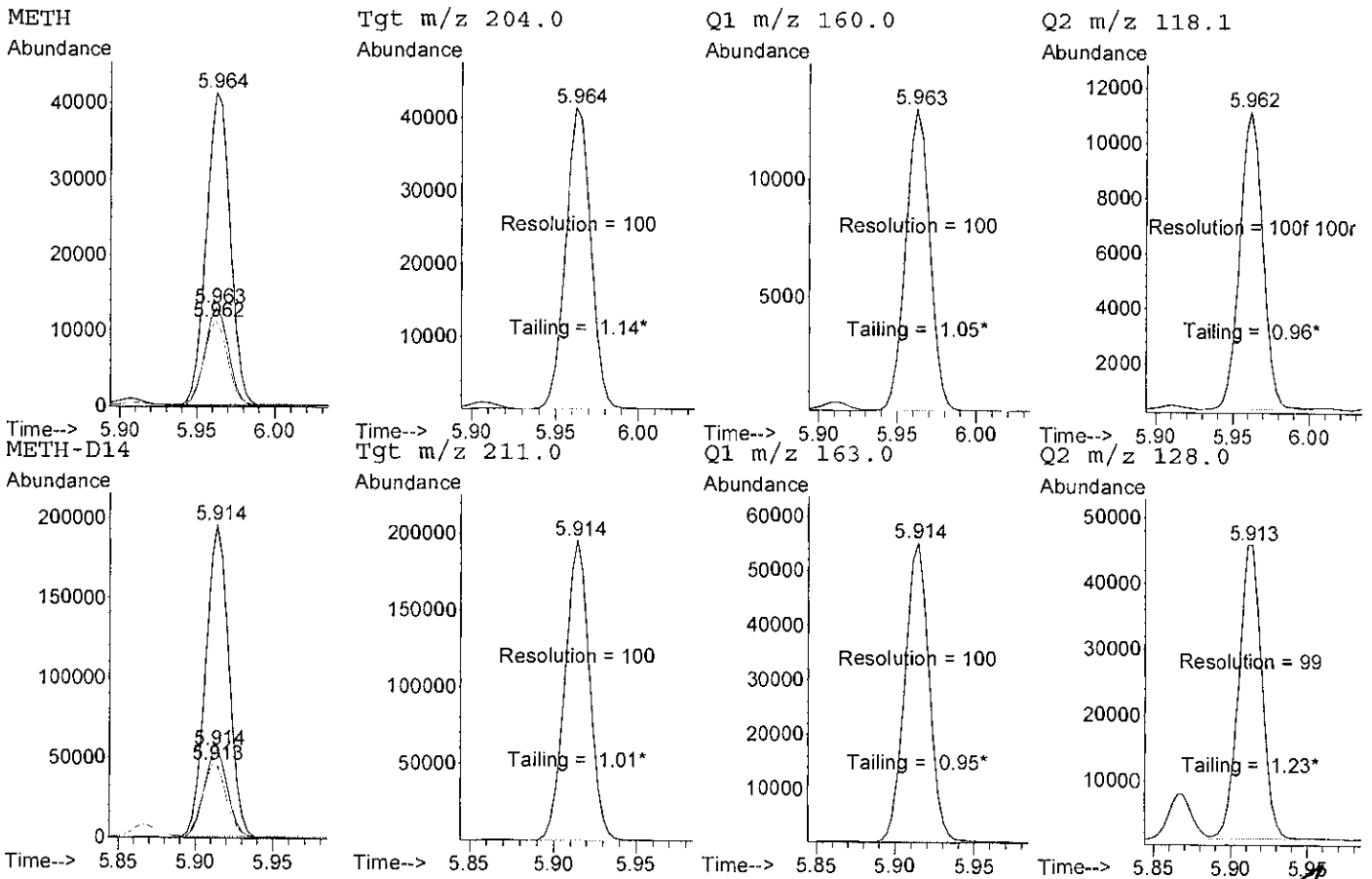
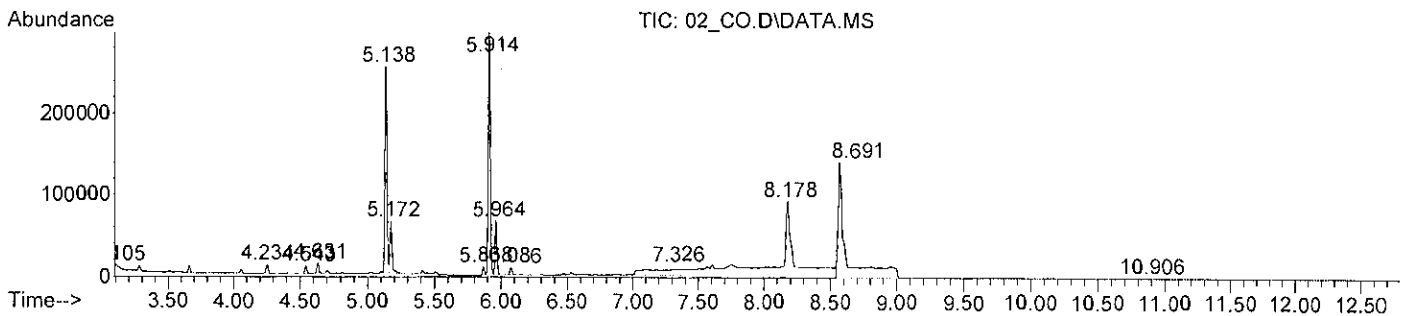
Calibration Table Last Updated: Wed Sep 12 08:04:35 2018

TS

Data File : C:\msdchem\1\data\2018\AMP\AMP\_20180910U\_TS\201....\02\_CO.D  
 Operator : Tanuja Sathiraj  
 Tune File Name : c:\msdchem\1\5975\atune.u  
 Tune Date : 10 Sep 2018 9:38 am Mult : 1  
 Acq Method Name : AMPS\_U.M  
 Calibration date : 12 Sep 2018 8:04 am  
 Acquisition date : 10 Sep 2018 2:14 pm  
 Sample Name : Cut-off Calibrator  
 Misc Info :  
 Vial Number : 2

Cmpnd	Signal	RT	Limits	Response	QRatio	Limits
METH-D14	211.0	5.914	5.796- 6.033	204339*		0- 0
	163.0			58271	28.5	22.8- 34.2
	128.0			48601	23.8	19.0- 28.6
METH	204.0	5.964	5.845- 6.083	44185		
	160.0			13551	30.7	24.6- 36.8
	118.1			11496	26.0	20.8- 31.2

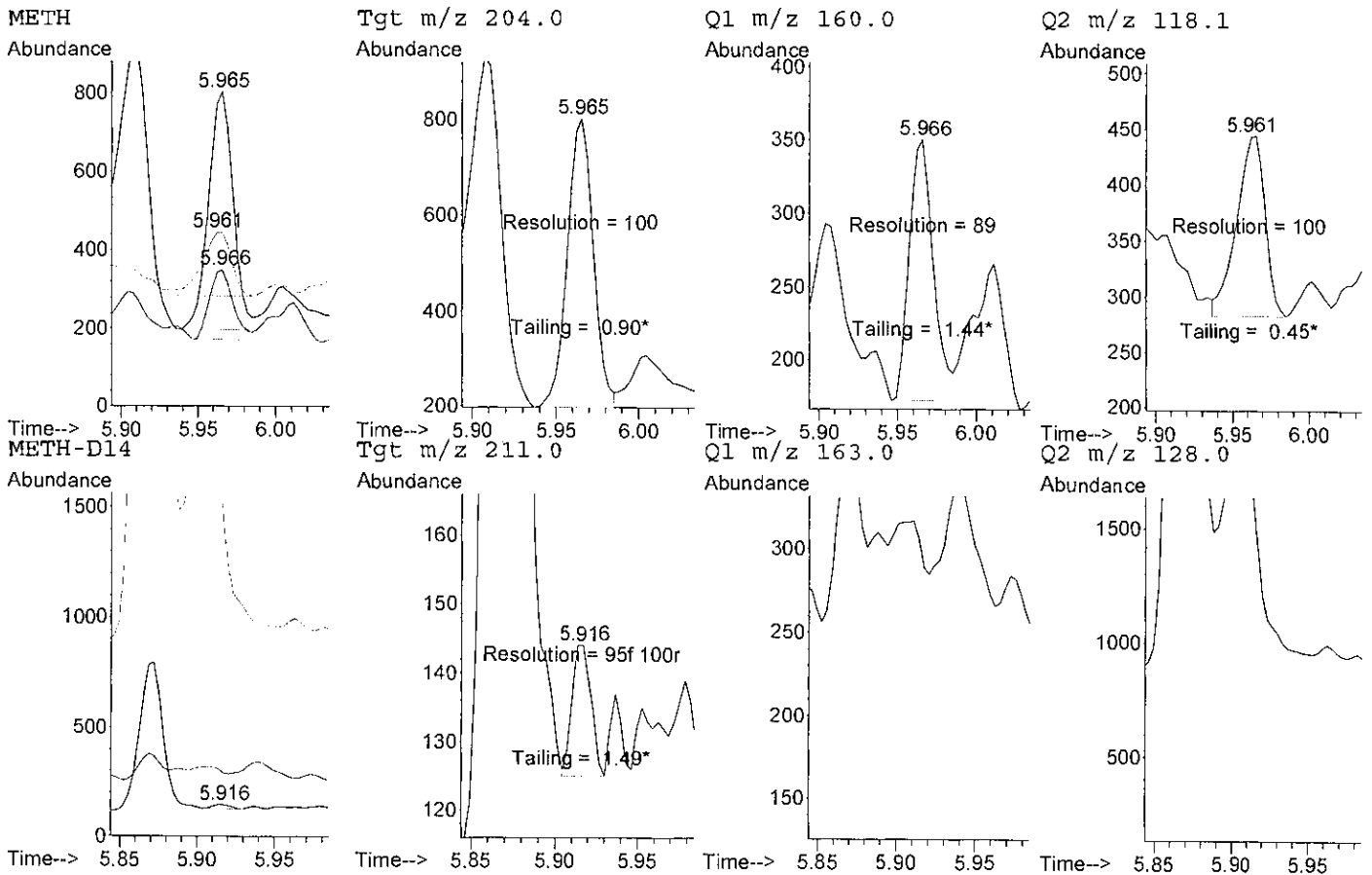
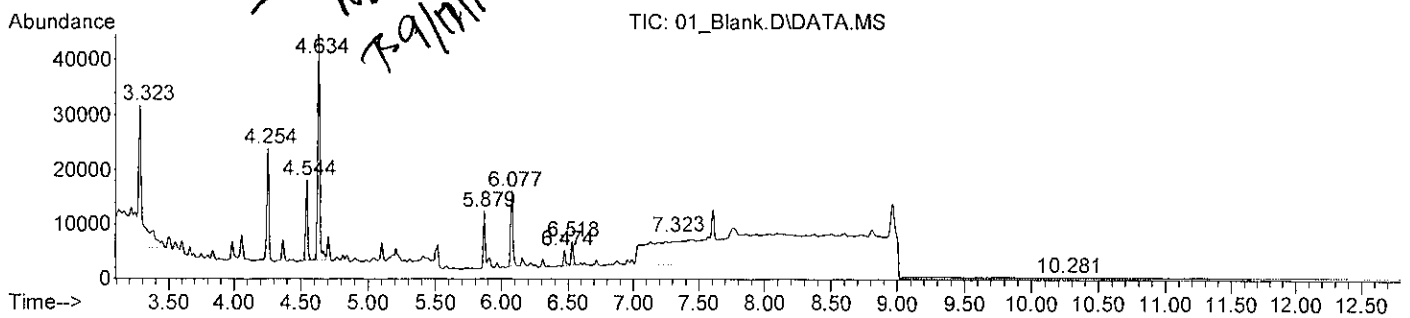
Concentration: 20.00 NG/ML



Data File : C:\msdchem\1\data\2018\AMP\AMP\_20180910U\_TS\201....\01\_Blank.D  
 Operator : Tanuja Sathiraj  
 Tune File Name : c:\msdchem\1\5975\atune.u  
 Tune Date : 10 Sep 2018 9:38 am Mult : 1  
 Acq Method Name : AMPS\_U.M  
 Calibration date : 12 Sep 2018 8:04 am  
 Acquisition date : 10 Sep 2018 1:55 pm  
 Sample Name : Matrix Blank  
 Misc Info :  
 Vial Number : 1

Compnd	Signal	RT	Limits	Response	QRatio	Limits
METH-D14	211.0	5.916	5.796- 6.033	16*		0- 0
	163.0			0	0.0*	22.8- 34.2
	128.0			0	0.0*	19.0- 28.6
METH	204.0	5.965	5.845- 6.083	667		
	160.0			190	28.5	24.6- 36.8
	118.1			210	31.5*	20.8- 31.2

Concentration: 3855.78 NG/ML



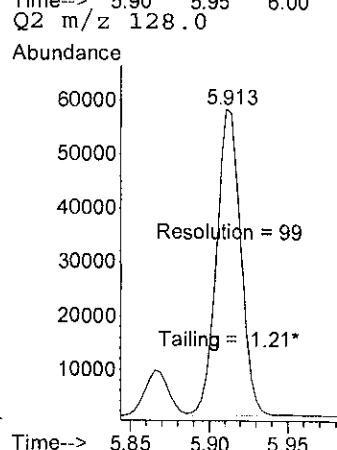
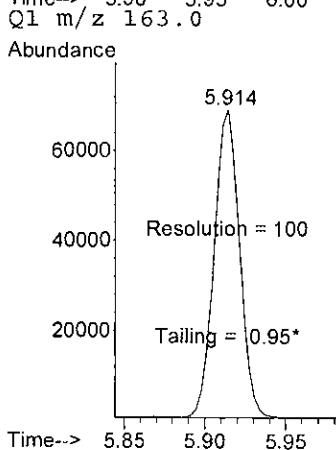
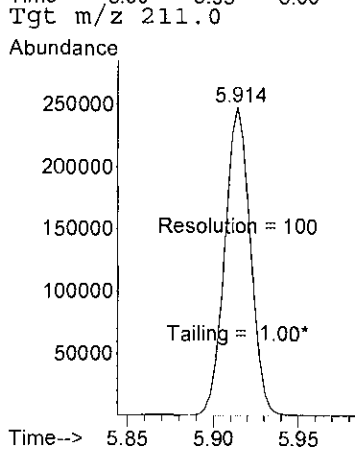
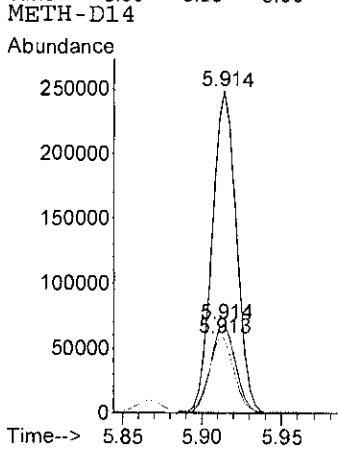
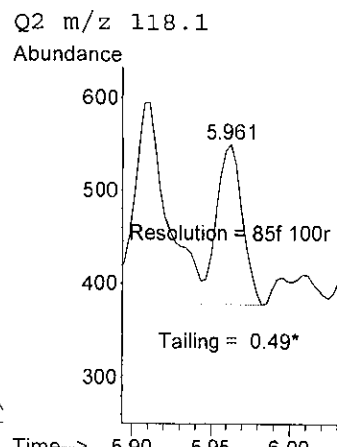
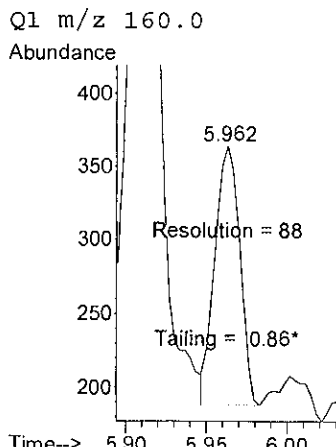
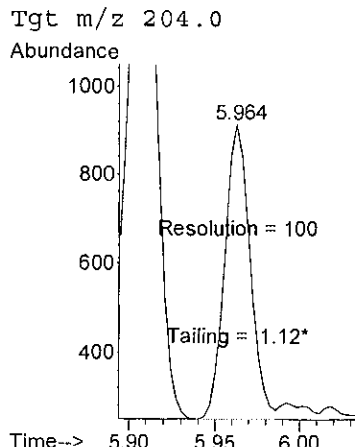
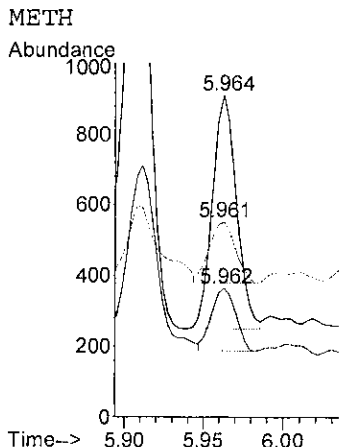
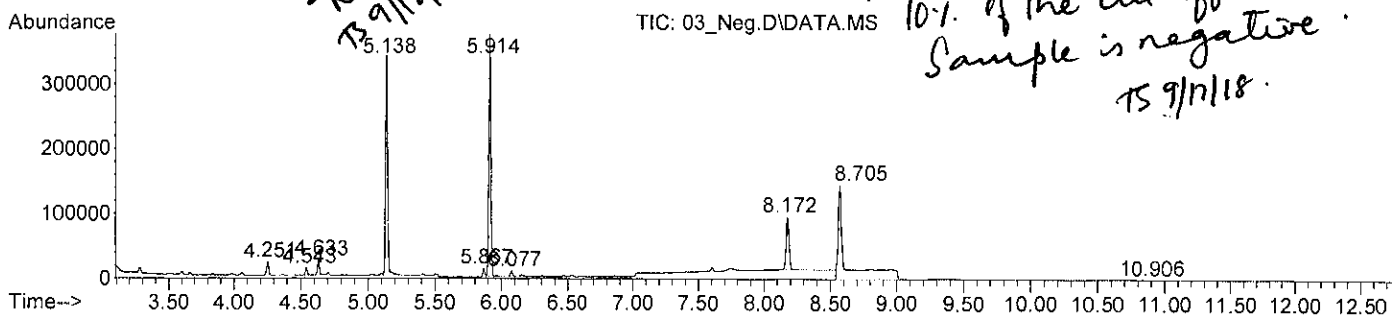
TS

Data File : C:\msdchem\1\data\2018\AMP\AMP\_20180910U\_TS\201....\03\_Neg.D  
 Operator : Tanuja Sathiraj  
 Tune File Name : c:\msdchem\1\5975\atune.u  
 Tune Date : 10 Sep 2018 9:38 am Mult : 1  
 Acq Method Name : AMPS\_U.M  
 Calibration date : 12 Sep 2018 8:04 am  
 Acquisition date : 10 Sep 2018 2:33 pm  
 Sample Name : Negative Control  
 Misc Info :  
 Vial Number : 3

Compnd	Signal	RT	Limits	Response	QRatio	Limits
METH-D14	211.0	5.914	5.796- 6.033	264222*		0- 0
	163.0			74478	28.2	22.8- 34.2
	128.0			63167	23.9	19.0- 28.6
METH	204.0	5.964	5.845- 6.083	694*		
	160.0			186	26.8	24.6- 36.8
	118.1			198	28.5	20.8- 31.2

Concentration: 0.24 NG/ML

*\* Response of analyte less than 10% of the cut-off calibrator. Sample is negative. TS 9/17/18.*



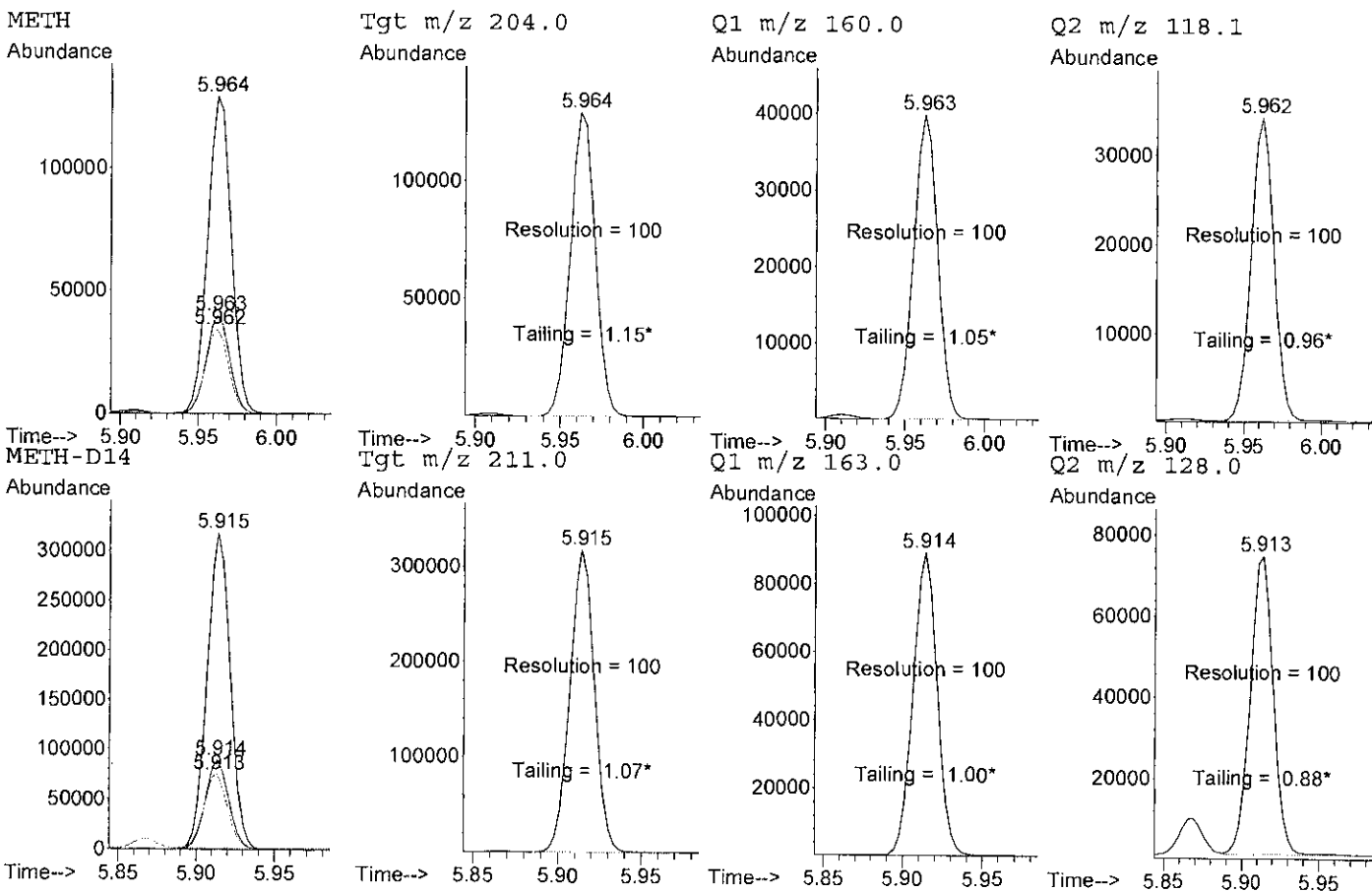
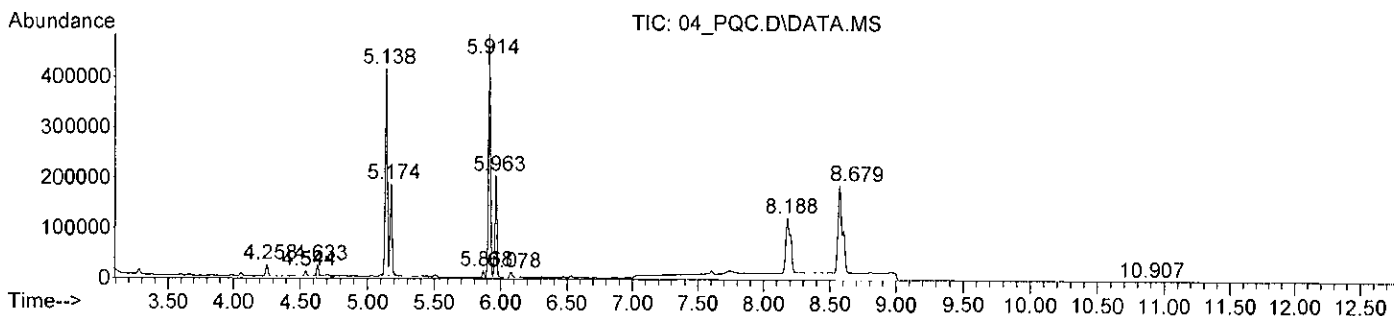
*TS*

QUANTITATION REPORT FOR METH ON : HFSC/GCMS3

Data File : C:\msdchem\1\data\2018\AMP\AMP\_20180910U\_TS\201....\04\_PQC.D  
 Operator : Tanuja Sathiraj  
 Tune File Name : c:\msdchem\1\5975\atune.u  
 Tune Date : 10 Sep 2018 9:38 am Mult : 1  
 Acq Method Name : AMPS\_U.M  
 Calibration date : 12 Sep 2018 8:04 am  
 Acquisition date : 10 Sep 2018 2:51 pm  
 Sample Name : Positive Control  
 Misc Info :  
 Vial Number : 4

Cmpnd	Signal	RT	Limits	Response	QRatio	Limits
METH-D14	211.0	5.915	5.796- 6.033	328495*		0- 0
	163.0			92917	28.3	22.8- 34.2
	128.0			78015	23.7	19.0- 28.6
METH	204.0	5.964	5.845- 6.083	135436		
	160.0			41261	30.5	24.6- 36.8
	118.1			35326	26.1	20.8- 31.2

Concentration: 38.13 NG/ML

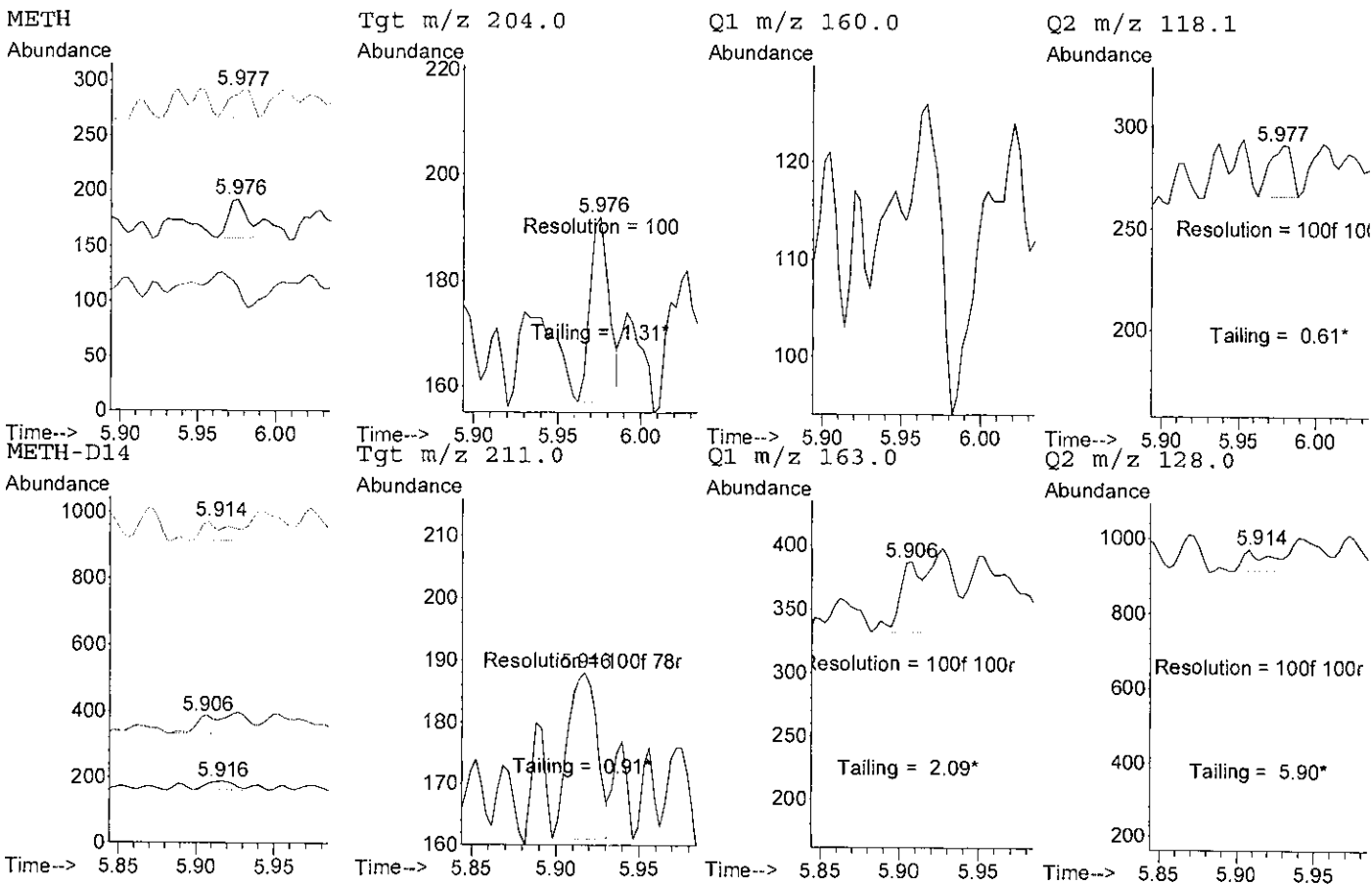
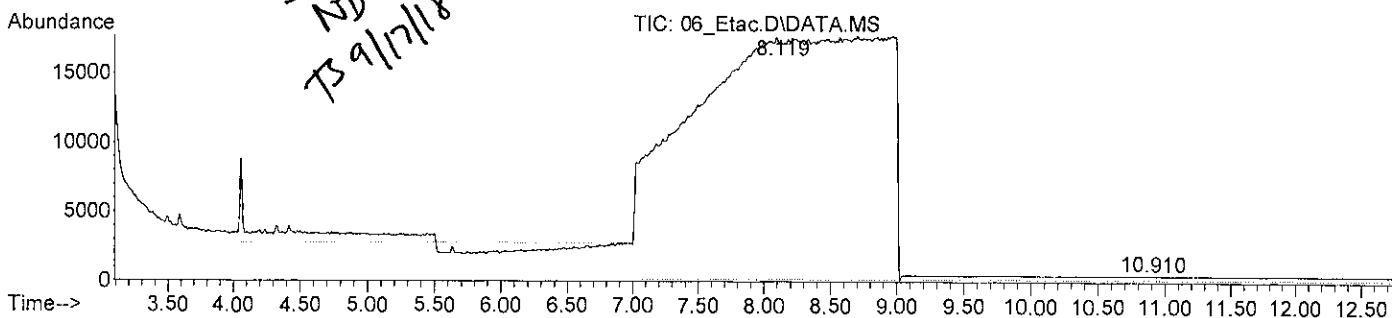


AS

Data File : C:\msdchem\1\data\2018\AMP\AMP\_20180910U\_TS\201....\06\_Etac.D  
 Operator : Tanuja Sathiraj  
 Tune File Name : c:\msdchem\1\5975\atune.u  
 Tune Date : 10 Sep 2018 9:38 am Mult : 1  
 Acq Method Name : AMPS\_U.M  
 Calibration date : 12 Sep 2018 8:04 am  
 Acquisition date : 10 Sep 2018 3:29 pm  
 Sample Name : Ethyl Acetate  
 Misc Info :  
 Vial Number : 98

Compnd	Signal	RT	Limits	Response	QRatio	Limits
METH-D14	211.0	5.916	5.796- 6.033	33*		0- 0
	163.0			51	154.5*	22.8- 34.2
	128.0			66	200.0*	19.0- 28.6
METH	204.0	5.976	5.845- 6.083	28		
	160.0			0	0.0*	24.6- 36.8
	118.1			25	89.3*	20.8- 31.2

Concentration: 78.47 NG/ML

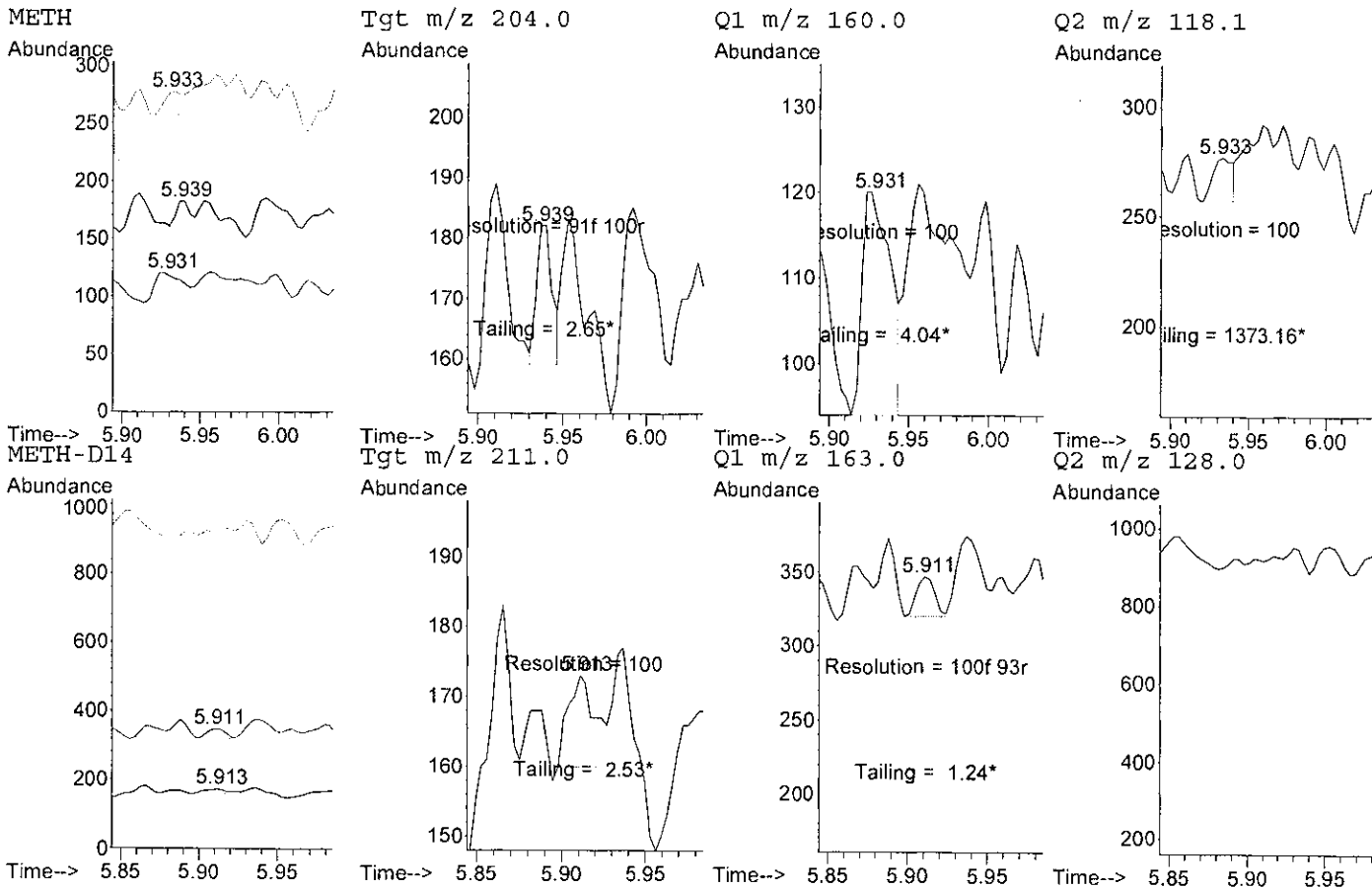
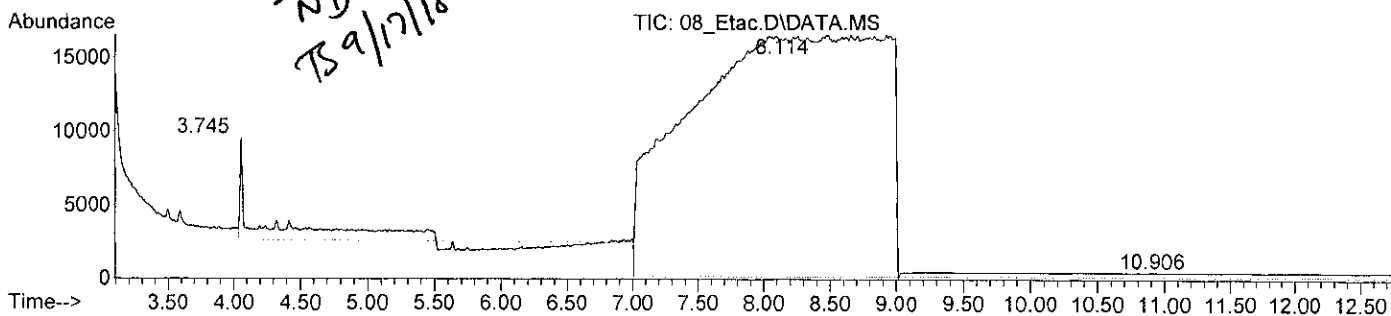


TS

Data File : C:\msdchem\1\data\2018\AMP\AMP\_20180910U\_TS\201....\08\_Etac.D  
 Operator : Tanuja Sathiraj  
 Tune File Name : c:\msdchem\1\5975\atune.u  
 Tune Date : 10 Sep 2018 9:38 am Mult : 1  
 Acq Method Name : AMPS\_U.M  
 Calibration date : 12 Sep 2018 8:04 am  
 Acquisition date : 10 Sep 2018 4:07 pm  
 Sample Name : Ethyl Acetate  
 Misc Info :  
 Vial Number : 98

Cmpnd	Signal	RT	Limits	Response	QRatio	Limits
METH-D14	211.0	5.913	5.796- 6.033	15*		0- 0
	163.0			22	146.7*	22.8- 34.2
	128.0			0	0.0*	19.0- 28.6
METH	204.0	5.939	5.845- 6.083	15		
	160.0			32	213.3*	24.6- 36.8
	118.1			18	120.0*	20.8- 31.2

Concentration: 92.49 NG/ML



TS



QUANTITATION REPORT FOR METH ON : HFSC/GCMS3

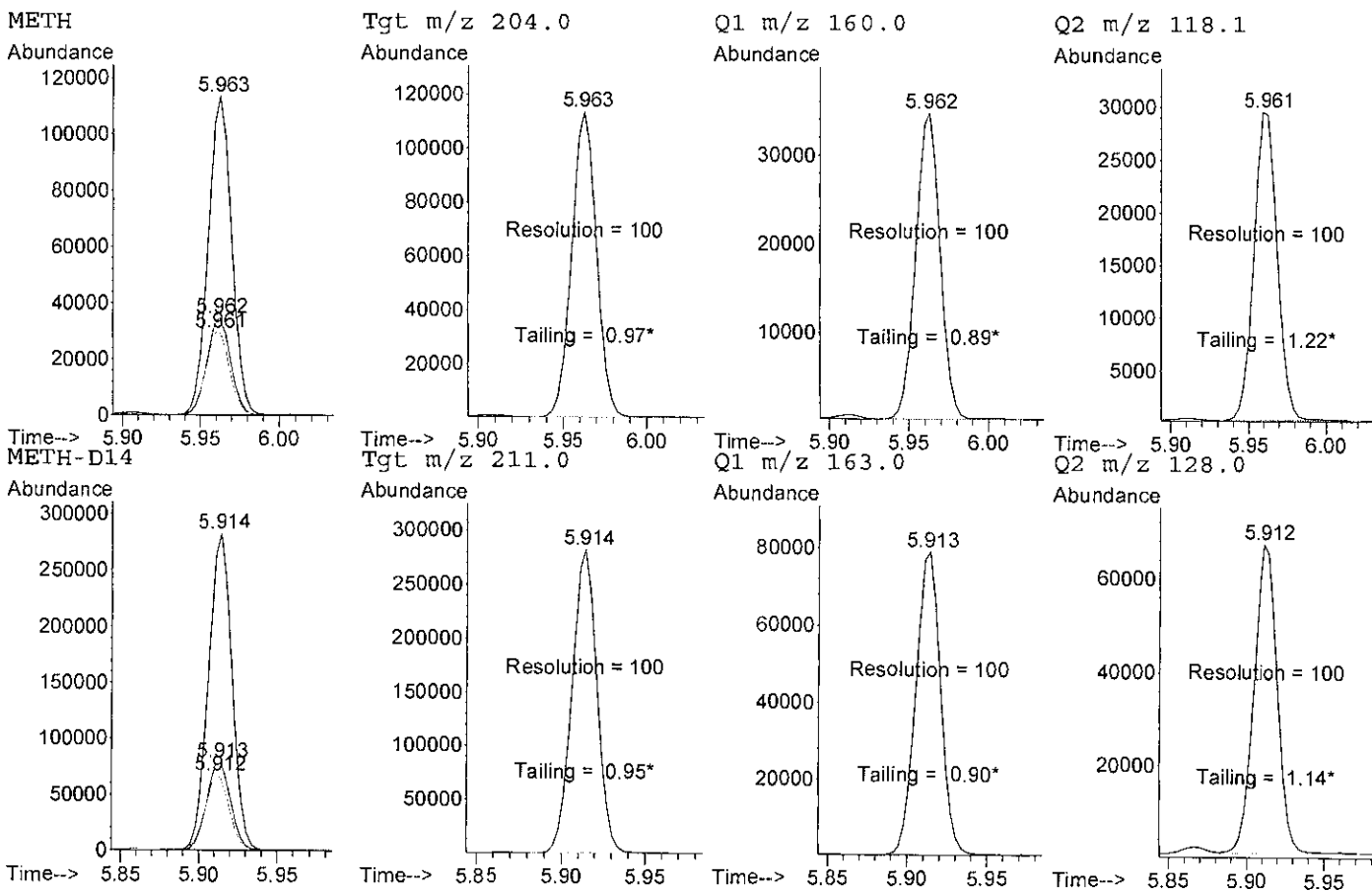
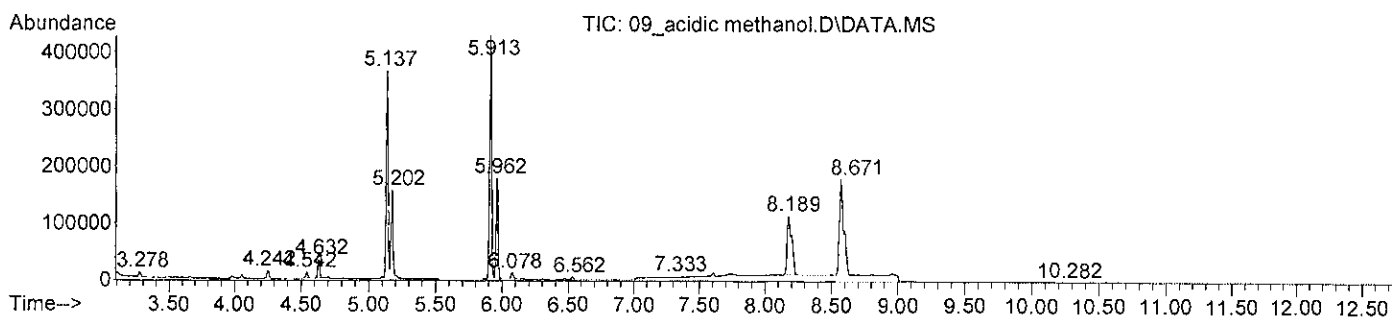
Data File : C:\msdchem\1\data\2018\AMP\AMP\_20180910U\_TS\201....\09\_acidic methan  
 Operator : Tanuja Sathiraj  
 Tune File Name : c:\msdchem\1\5975\atune.u  
 Tune Date : 10 Sep 2018 9:38 am  
 Acq Method Name : AMPS\_U.M  
 Calibration date : 12 Sep 2018 8:04 am  
 Acquisition date : 10 Sep 2018 4:25 pm  
 Sample Name : acidic methanol 180918-pos1  
 Misc Info :  
 Vial Number : 7

Mult : 1

*Sample meets acceptance  
 Criteria. OK to use in  
 Casework. TS 9/17/18*

Compnd	Signal	RT	Limits	Response	QRatio	Limits
METH-D14	211.0	5.914	5.796- 6.033	297123*		0- 0
	163.0			84698	28.5	22.8- 34.2
	128.0			71311	24.0	19.0- 28.6
METH	204.0	5.963	5.845- 6.083	118155		
	160.0			36487	30.9	24.6- 36.8
	118.1			31249	26.4	20.8- 31.2

Concentration: 36.78 NG/ML



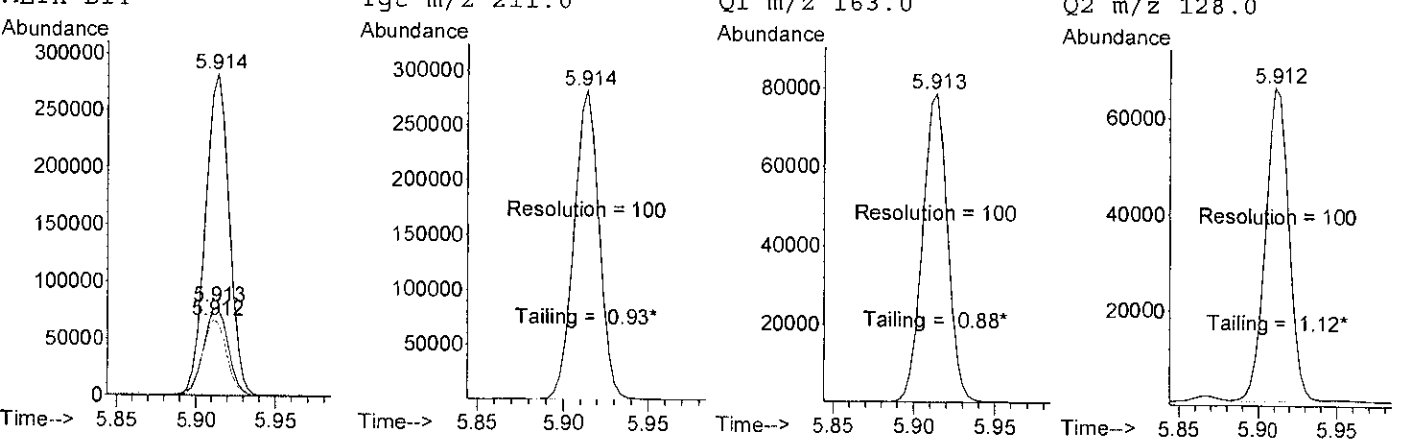
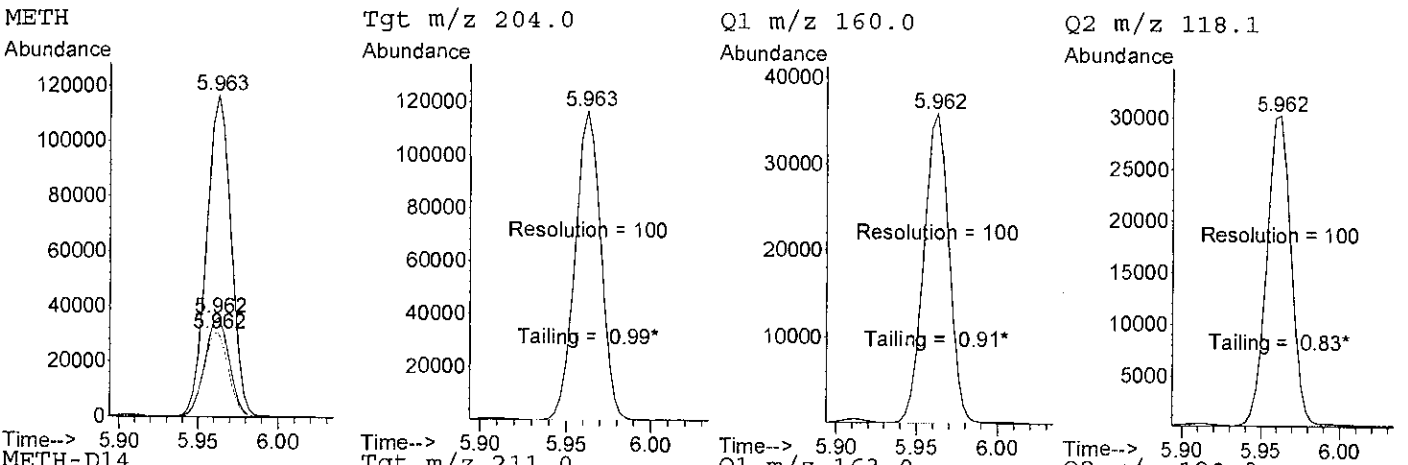
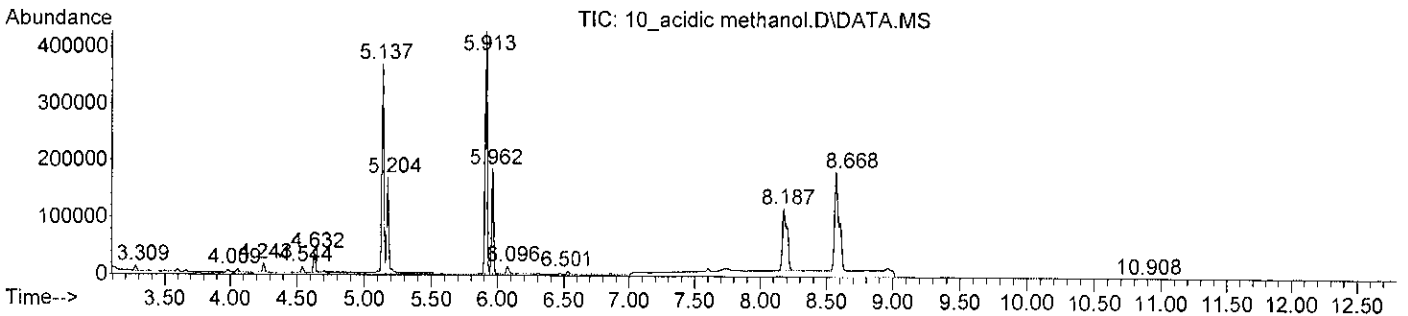
*TS*

Data File : C:\msdchem\1\data\2018\AMP\AMP\_20180910U\_TS\201....\10\_acidic methan  
 Operator : Tanuja Sathiraj  
 Tune File Name : c:\msdchem\1\5975\atune.u  
 Tune Date : 10 Sep 2018 9:38 am  
 Acq Method Name : AMPS\_U.M  
 Calibration date : 12 Sep 2018 8:04 am  
 Acquisition date : 10 Sep 2018 4:44 pm  
 Sample Name : acidic methanol 180918-pos2  
 Misc Info :  
 Vial Number : 8

Mult : 1  
*Sample meets acceptance  
 Criteria OK to use in  
 Casework. TS 9/17/18*

Compnd	Signal	RT	Limits	Response	QRatio	Limits
METH-D14	211.0	5.914	5.796- 6.033	295178*		0- 0
	163.0			83798	28.4	22.8- 34.2
	128.0			70527	23.9	19.0- 28.6
METH	204.0	5.963	5.845- 6.083	124468		
	160.0			38170	30.7	24.6- 36.8
	118.1			32801	26.4	20.8- 31.2

Concentration: 39.00 NG/ML



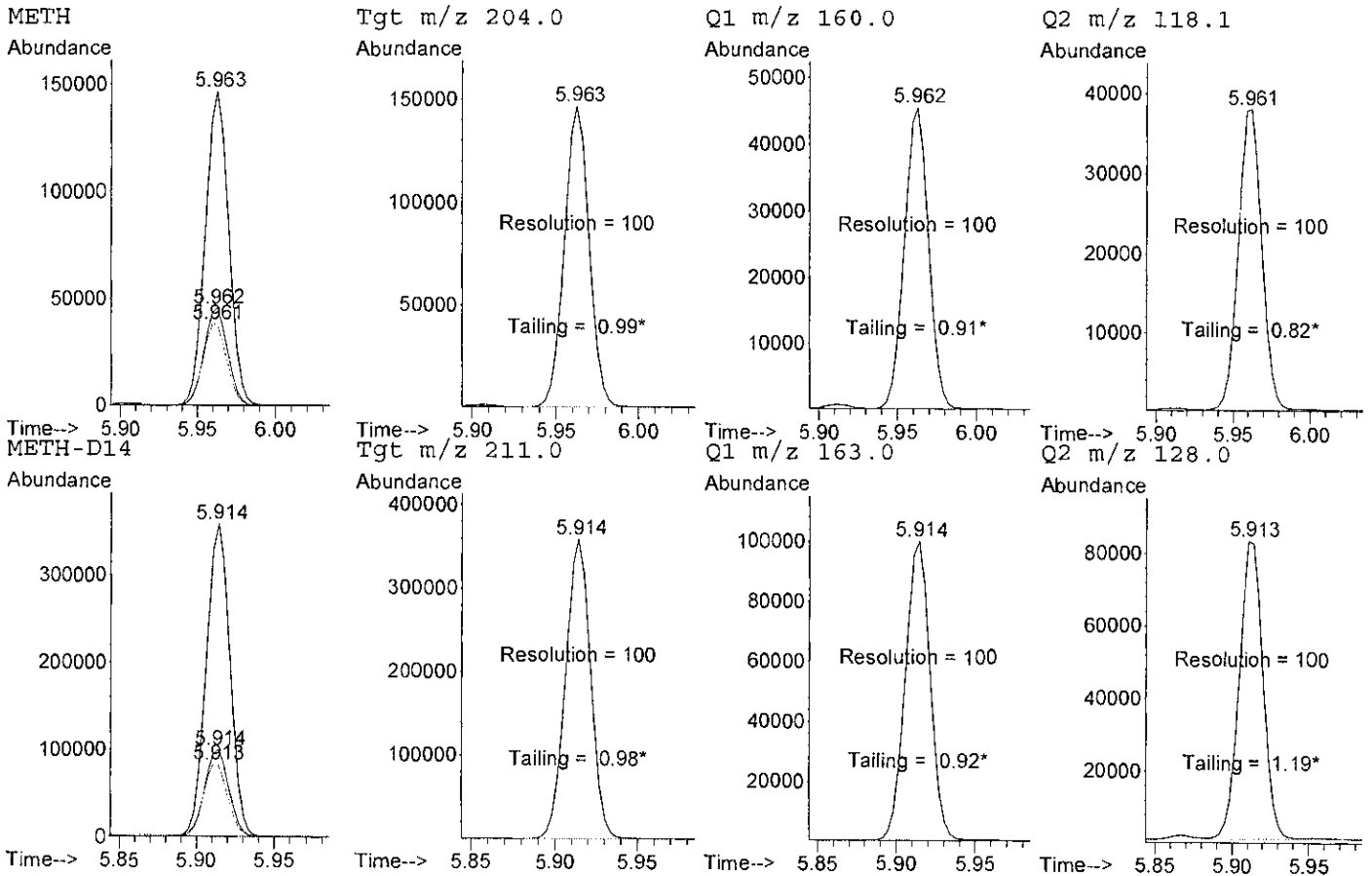
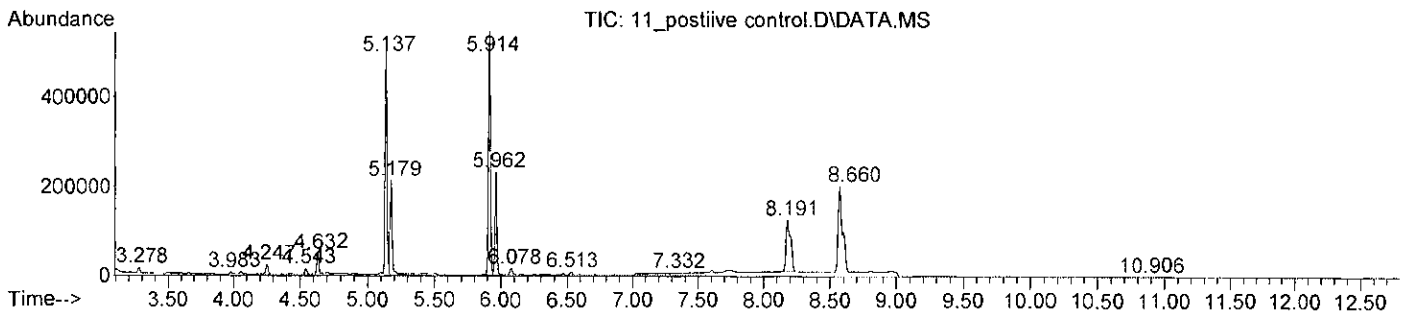
*AS*

QUANTITATION REPORT FOR METH ON : HFSC/GCMS3

Data File : C:\msdchem\1\data\2018\AMP\AMP\_20180910U\_TS\201....\11\_postiive cont  
 Operator : Tanuja Sathiraj  
 Tune File Name : c:\msdchem\1\5975\atune.u  
 Tune Date : 10 Sep 2018 9:38 am Mult : 1  
 Acq Method Name : AMPS\_U.M  
 Calibration date : 12 Sep 2018 8:04 am  
 Acquisition date : 10 Sep 2018 5:03 pm  
 Sample Name : Positive control  
 Misc Info :  
 Vial Number : 9

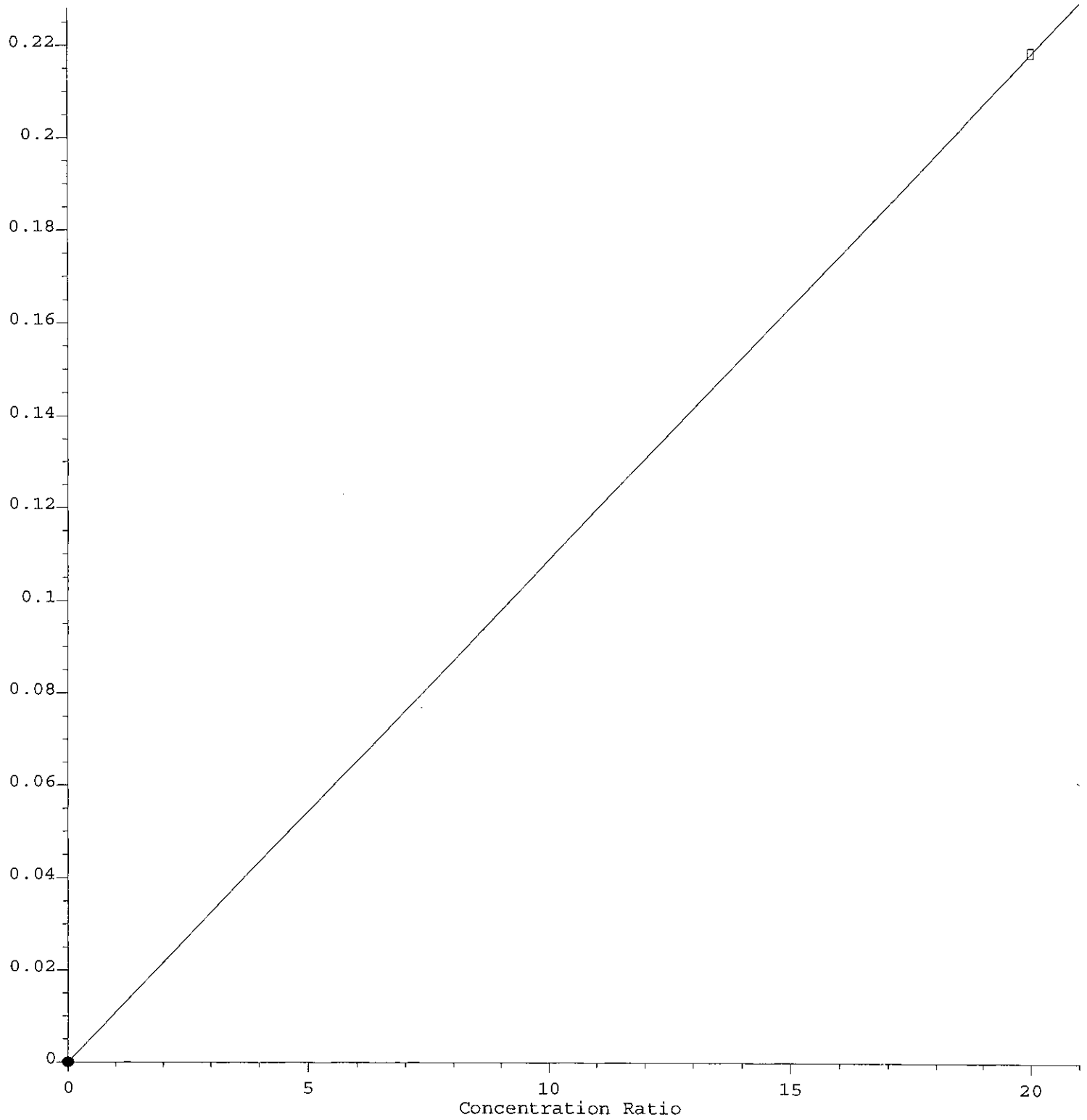
Compnd	Signal	RT	Limits	Response	QRatio	Limits
METH-D14	211.0	5.914	5.796- 6.033	382871*		0- 0
	163.0			108358	28.3	22.8- 34.2
	128.0			91079	23.8	19.0- 28.6
METH	204.0	5.963	5.845- 6.083	154426		
	160.0			47784	30.9	24.6- 36.8
	118.1			40654	26.3	20.8- 31.2

Concentration: 37.30 NG/ML



*AS*

Response Ratio



$$\text{Response} = 1.087\text{e-}002 * \text{Amt}$$

Coef of Det ( $r^2$ ) = 1.000 Curve Fit:  $wlr(1/a^2)/(0,0)$

Method Name: C:\msdchem\1\data\2018\AMP\AMP\_20180910U\_TS\2018-09-10-1351.b\AMPS\_U.M

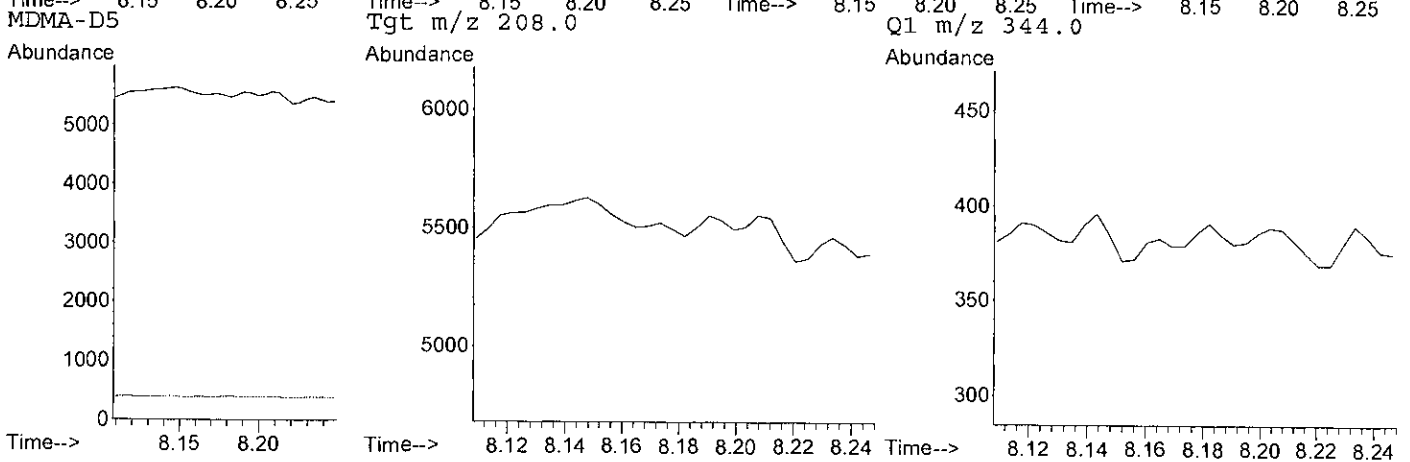
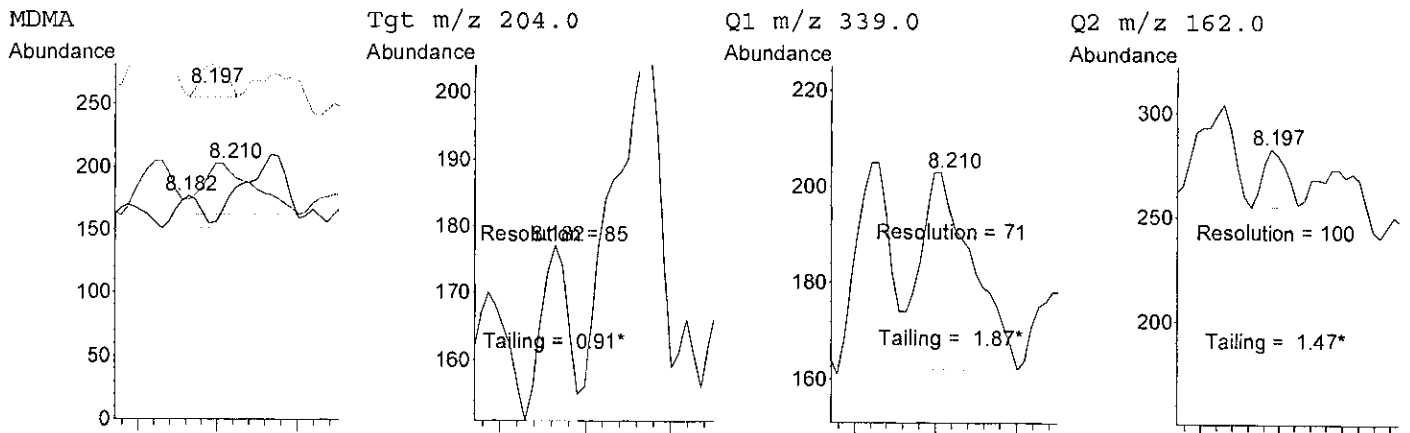
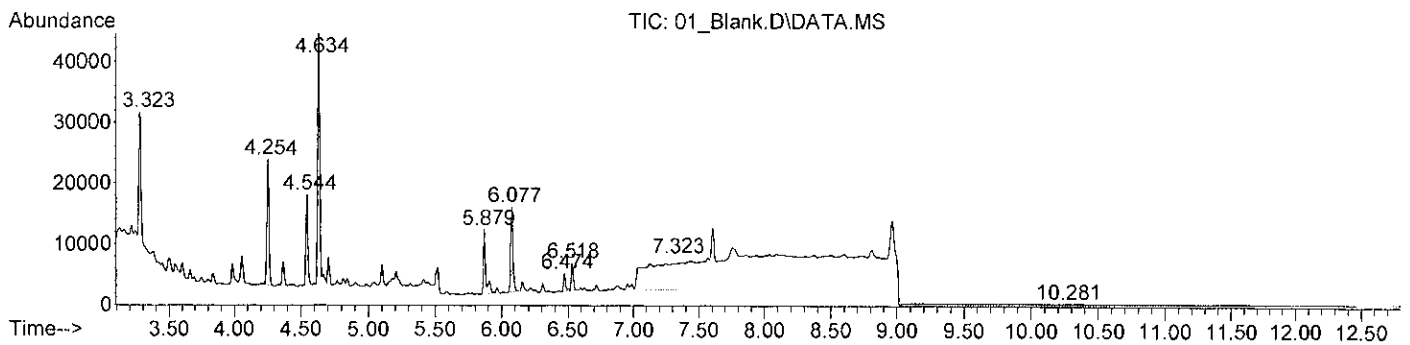
Calibration Table Last Updated: Wed Sep 12 08:04:35 2018

TS

Data File : C:\msdchem\1\data\2018\AMP\AMP\_20180910U\_TS\201....\01\_Blank.D  
 Operator : Tanuja Sathiraj  
 Tune File Name : c:\msdchem\1\5975\atune.u  
 Tune Date : 10 Sep 2018 9:38 am Mult : 1  
 Acq Method Name : AMPS\_U.M  
 Calibration date : 12 Sep 2018 8:04 am  
 Acquisition date : 10 Sep 2018 1:55 pm  
 Sample Name : Matrix Blank  
 Misc Info :  
 Vial Number : 1

Compnd	Signal	RT	Limits	Response	QRatio	Limits
MDMA-D5	208.0	0.000*	8.015- 8.342	0		0- 0
	344.0			0	0.0*	6.4- 9.6
MDMA	204.0	8.182	8.041- 8.369	28		
	339.0			89	317.9*	7.4- 11.2
	162.0			29	103.6*	68.5-102.7

Concentration: 0.00 NG/ML



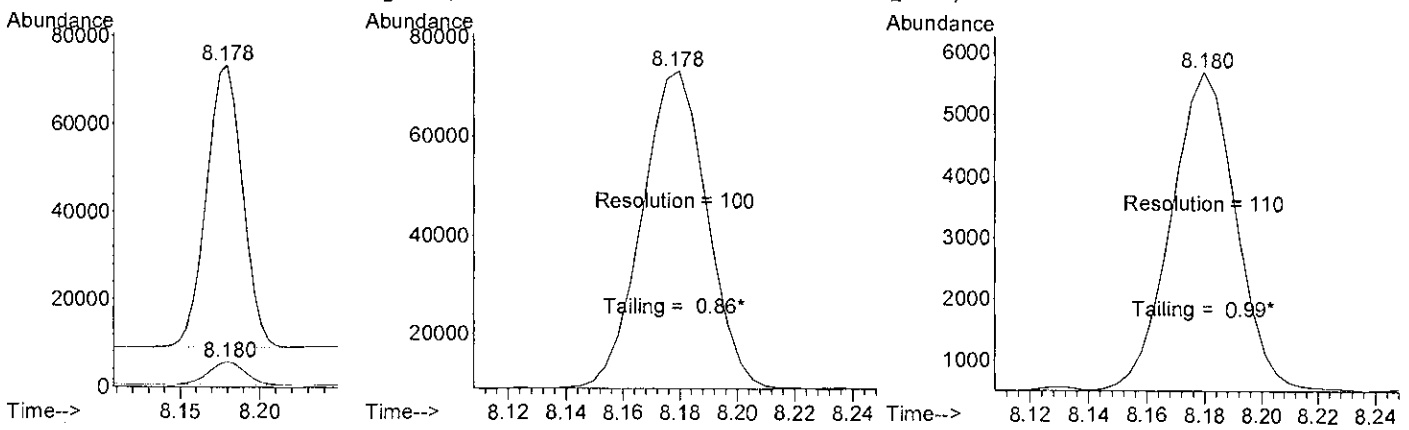
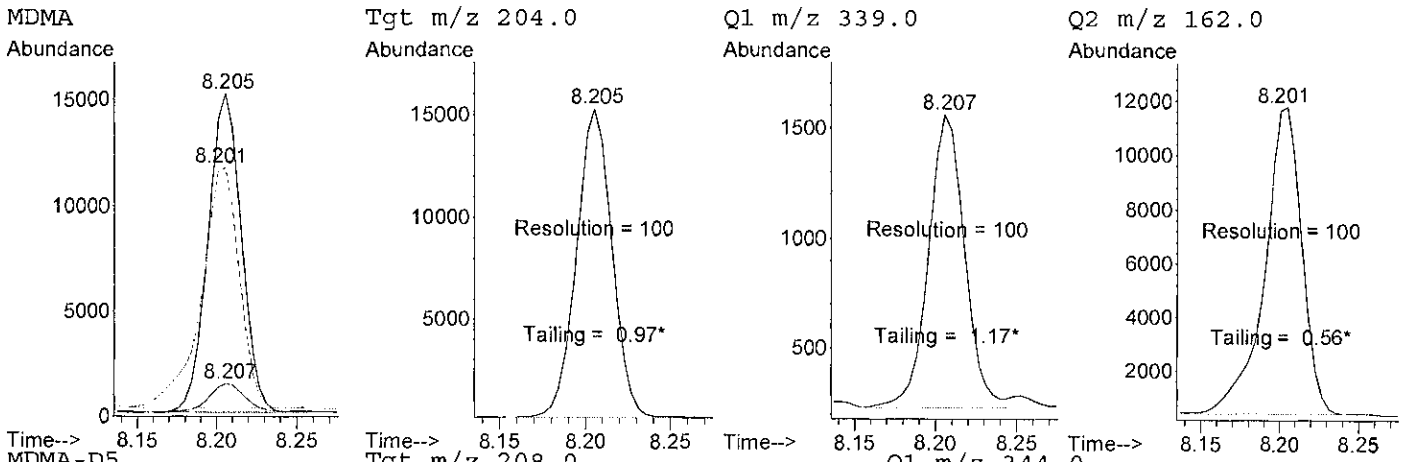
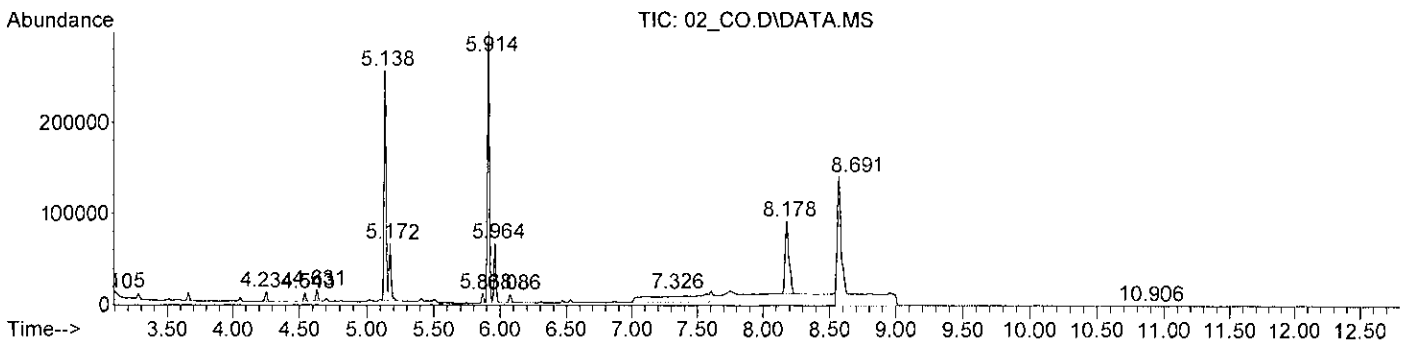
TS

QUANTITATION REPORT FOR MDMA ON : HFSC/GCMS3

Data File : C:\msdchem\1\data\2018\AMP\AMP\_20180910U\_TS\201....\02\_CO.D  
 Operator : Tanuja Sathiraj  
 Tune File Name : c:\msdchem\1\5975\atune.u  
 Tune Date : 10 Sep 2018 9:38 am Mult : 1  
 Acq Method Name : AMPS\_U.M  
 Calibration date : 12 Sep 2018 8:04 am  
 Acquisition date : 10 Sep 2018 2:14 pm  
 Sample Name : Cut-off Calibrator  
 Misc Info :  
 Vial Number : 2

Compnd	Signal	RT	Limits	Response	QRatio	Limits
MDMA-D5	208.0	8.178	8.015- 8.342	102002*		0- 0
	344.0			8179	8.0	6.4- 9.6
MDMA	204.0	8.205	8.041- 8.369	22173		
	339.0			2057	9.3	7.4- 11.2
	162.0			18975	85.6	68.5-102.7

Concentration: 20.00 NG/ML

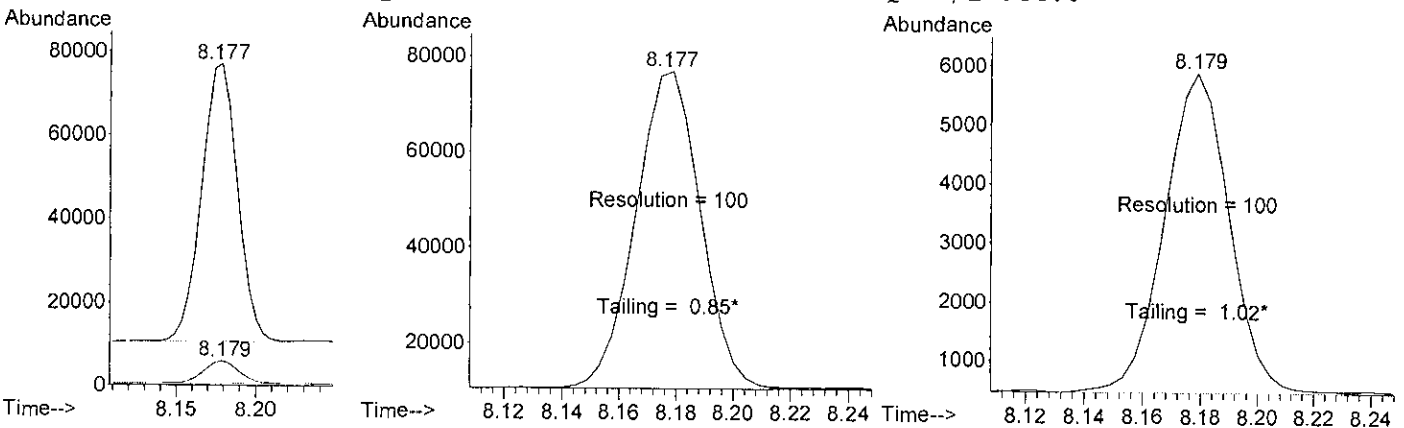
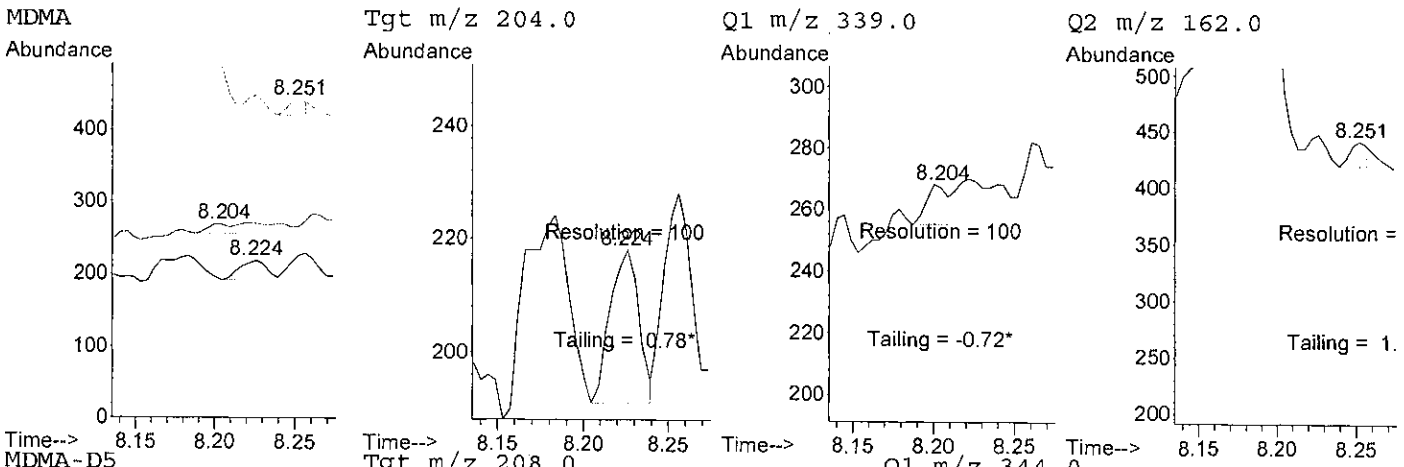
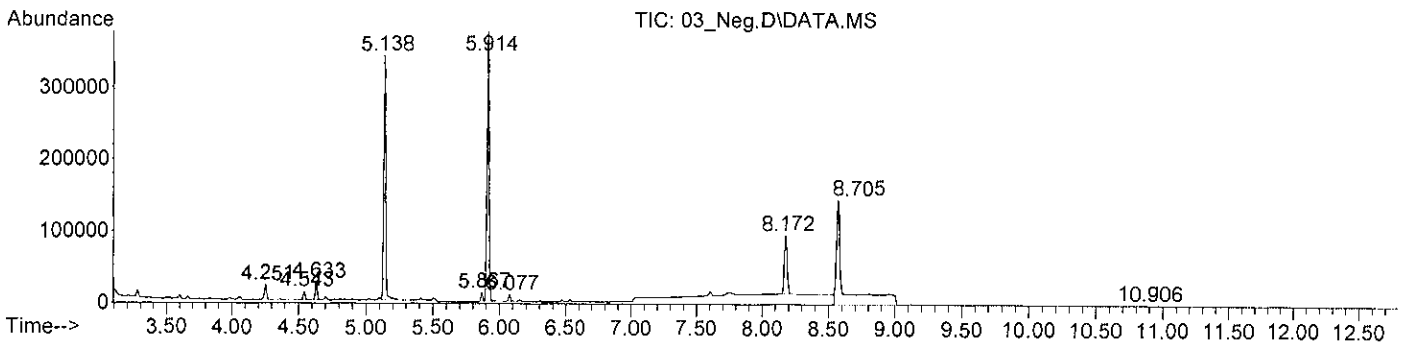


*B*

Data File : C:\msdchem\1\data\2018\AMP\AMP\_20180910U\_TS\201....\03\_Neg.D  
 Operator : Tanuja Sathiraj  
 Tune File Name : c:\msdchem\1\5975\atune.u  
 Tune Date : 10 Sep 2018 9:38 am Mult : 1  
 Acq Method Name : AMPS\_U.M  
 Calibration date : 12 Sep 2018 8:04 am  
 Acquisition date : 10 Sep 2018 2:33 pm  
 Sample Name : Negative Control  
 Misc Info :  
 Vial Number : 3

Compnd	Signal	RT	Limits	Response	QRatio	Limits
MDMA-D5	208.0	8.177	8.015- 8.342	104821*		0- 0
	344.0			8581	8.2	6.4- 9.6
MDMA	204.0	8.224	8.041- 8.369	32		
	339.0			14	43.8*	7.4- 11.2
	162.0			16	50.0*	68.5-102.7

Concentration: 0.02 NG/ML



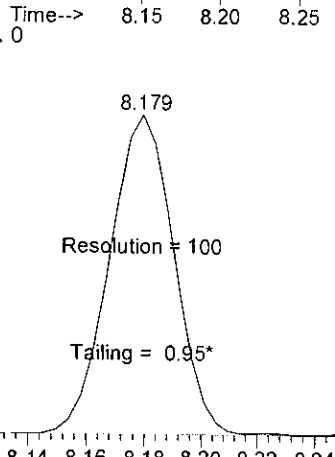
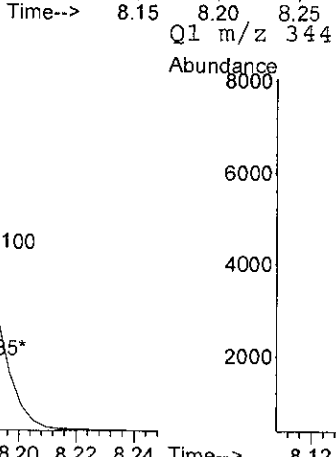
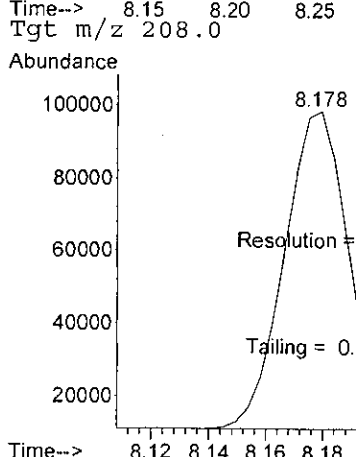
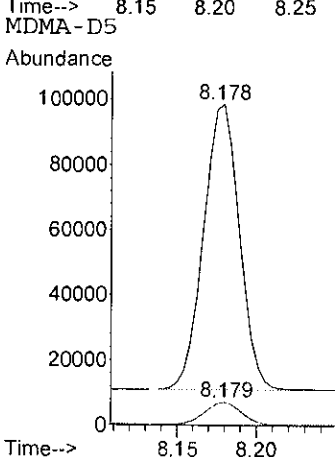
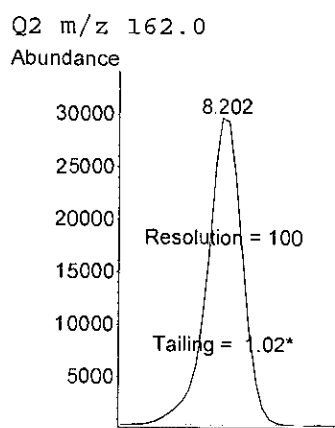
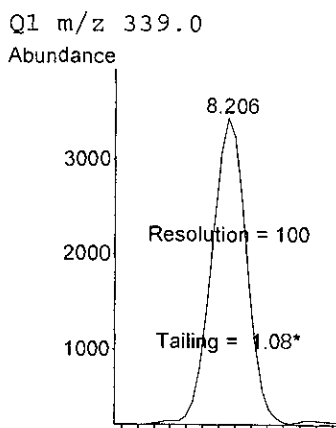
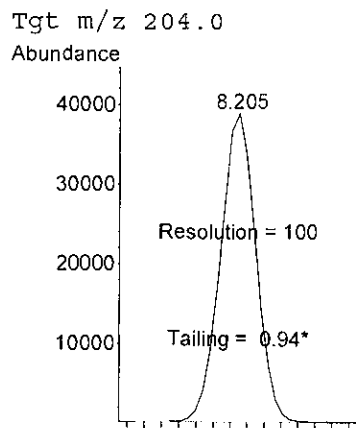
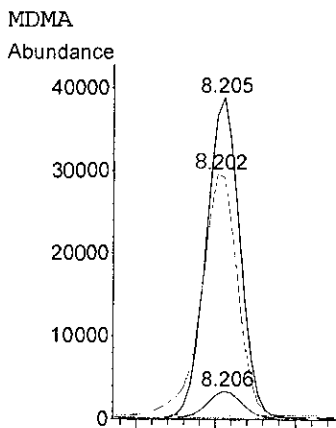
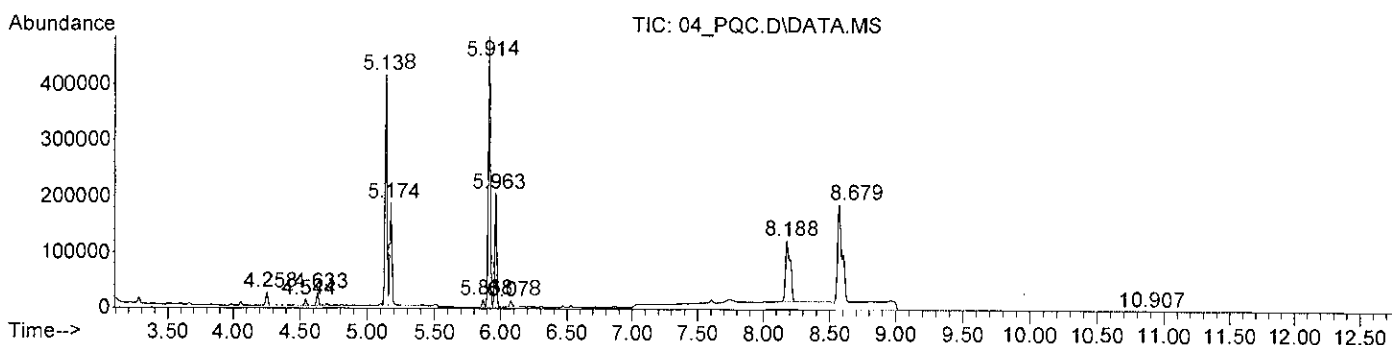
*TS*

QUANTITATION REPORT FOR MDMA ON : HFSC/GCMS3

Data File : C:\msdchem\1\data\2018\AMP\AMP\_20180910U\_TS\201....\04\_PQC.D  
 Operator : Tanuja Sathiraj  
 Tune File Name : c:\msdchem\1\5975\atune.u  
 Tune Date : 10 Sep 2018 9:38 am Mult : 1  
 Acq Method Name : AMPS\_U.M  
 Calibration date : 12 Sep 2018 8:04 am  
 Acquisition date : 10 Sep 2018 2:51 pm  
 Sample Name : Positive Control  
 Misc Info :  
 Vial Number : 4

Compnd	Signal	RT	Limits	Response	QRatio	Limits
MDMA-D5	208.0	8.178	8.015- 8.342	137355*		0- 0
	344.0			10954	8.0	6.4- 9.6
MDMA	204.0	8.205	8.041- 8.369	56612		
	339.0			4764	8.4	7.4- 11.2
	162.0			45933	81.1	68.5-102.7

Concentration: 37.92 NG/ML



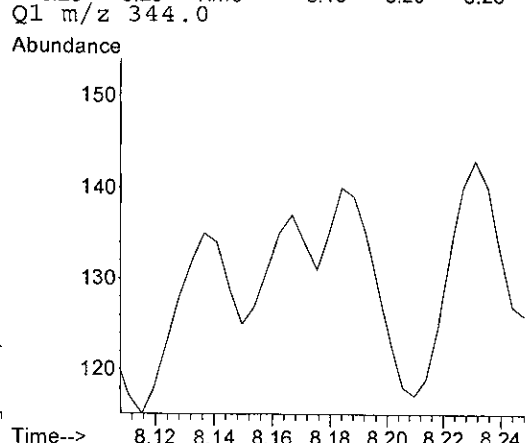
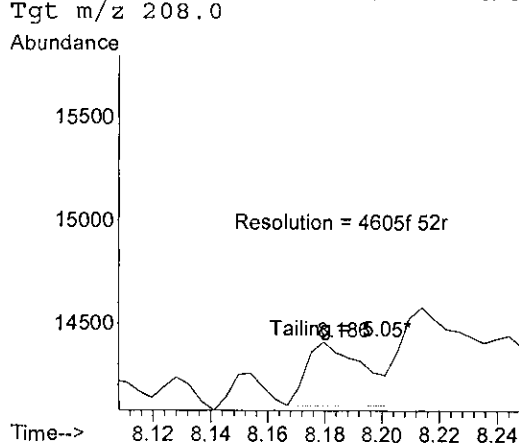
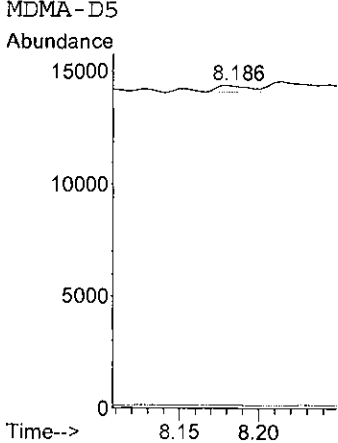
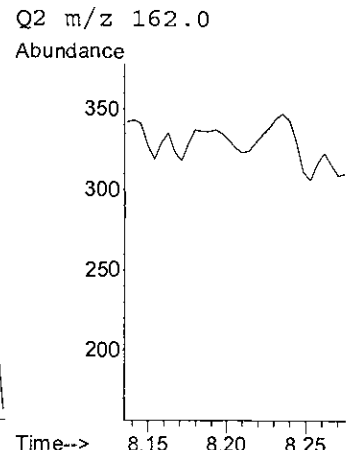
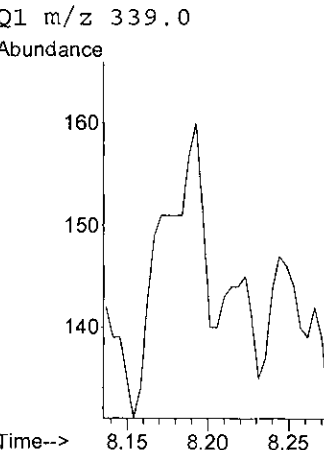
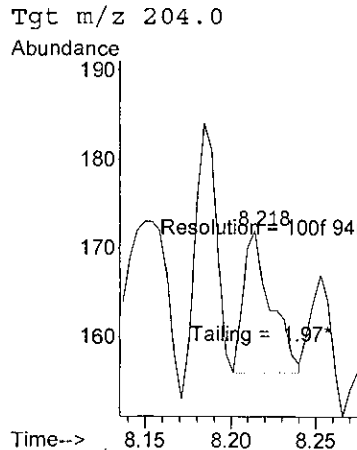
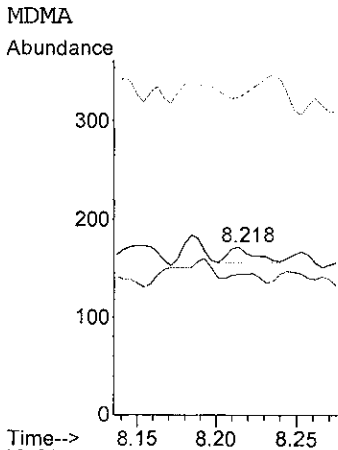
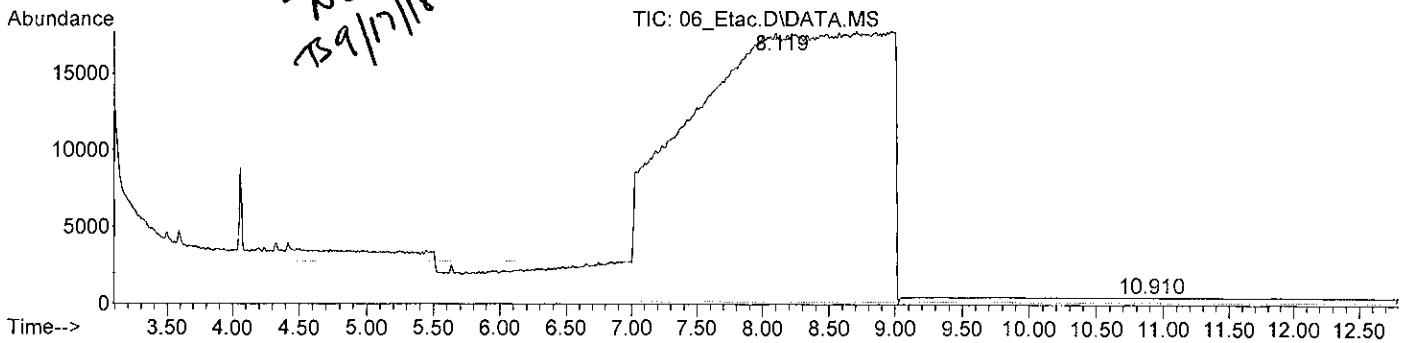


Data File : C:\msdchem\1\data\2018\AMP\AMP\_20180910U\_TS\201....\06\_Etac.D  
 Operator : Tanuja Sathiraj  
 Tune File Name : c:\msdchem\1\5975\atune.u  
 Tune Date : 10 Sep 2018 9:38 am Mult : 1  
 Acq Method Name : AMPS\_U.M  
 Calibration date : 12 Sep 2018 8:04 am  
 Acquisition date : 10 Sep 2018 3:29 pm  
 Sample Name : Ethyl Acetate  
 Misc Info :  
 Vial Number : 98

Compnd	Signal	RT	Limits	Response	QRatio	Limits
MDMA-D5	208.0	8.186	8.015- 8.342	437*		0- 0
	344.0			0	0.0*	6.4- 9.6
MDMA	204.0	8.218	8.041- 8.369	18		
	339.0			0	0.0*	7.4- 11.2
	162.0			0	0.0*	68.5-102.7

Concentration: ~~3.78~~ NG/ML

*ND*  
*13/9/18*



*TS*

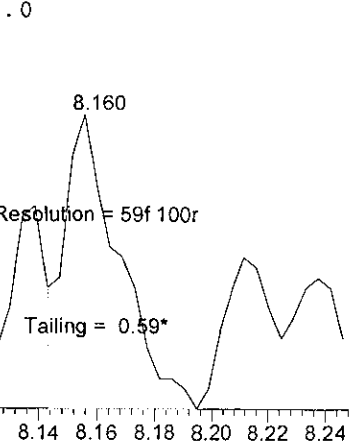
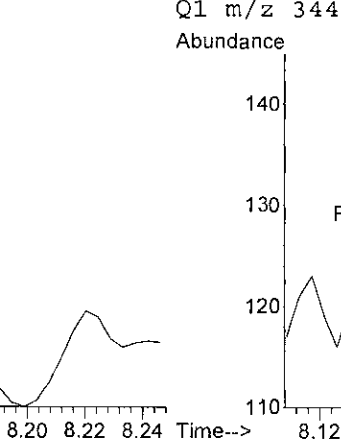
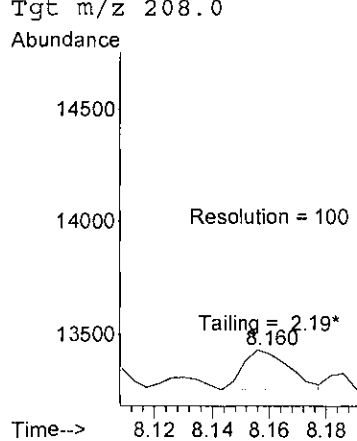
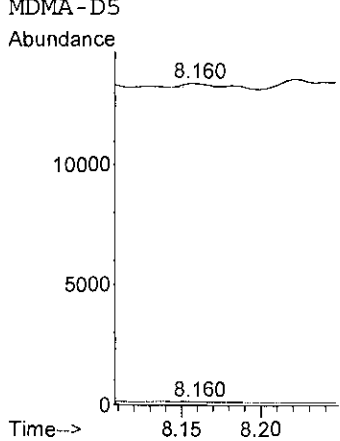
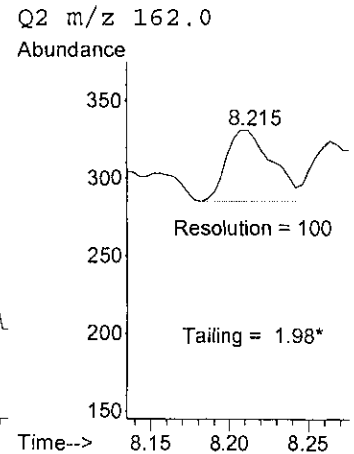
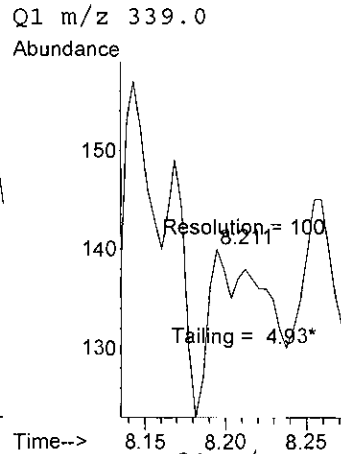
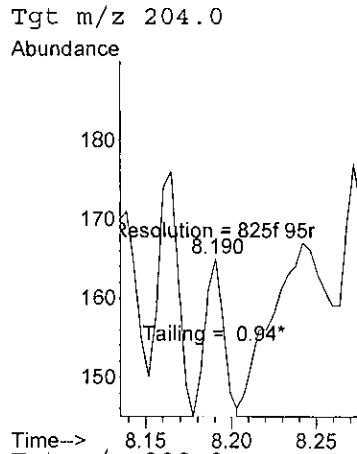
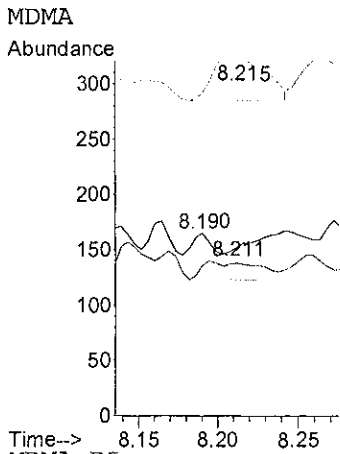
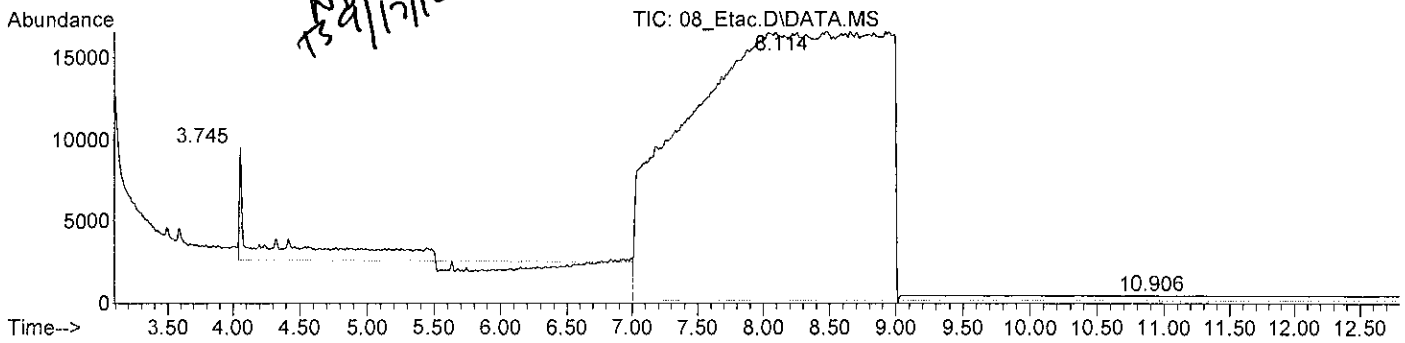
QUANTITATION REPORT FOR MDMA ON : HFSC/GCMS3

Data File : C:\msdchem\1\data\2018\AMP\AMP\_20180910U\_TS\201....\08\_Etac.D  
 Operator : Tanuja Sathiraj  
 Tune File Name : c:\msdchem\1\5975\atune.u  
 Tune Date : 10 Sep 2018 9:38 am Mult : 1  
 Acq Method Name : AMPS\_U.M  
 Calibration date : 12 Sep 2018 8:04 am  
 Acquisition date : 10 Sep 2018 4:07 pm  
 Sample Name : Ethyl Acetate  
 Misc Info :  
 Vial Number : 98

Compnd	Signal	RT	Limits	Response	QRatio	Limits
MDMA-D5	208.0	8.160	8.015- 8.342	197*		0- 0
	344.0			38	19.3*	6.4- 9.6
MDMA	204.0	8.190	8.041- 8.369	15		
	339.0			41	273.3*	7.4- 11.2
	162.0			93	620.0*	68.5-102.7

Concentration: 7.00 NG/ML

*ND*  
*TS 8/17/18*



*TS*

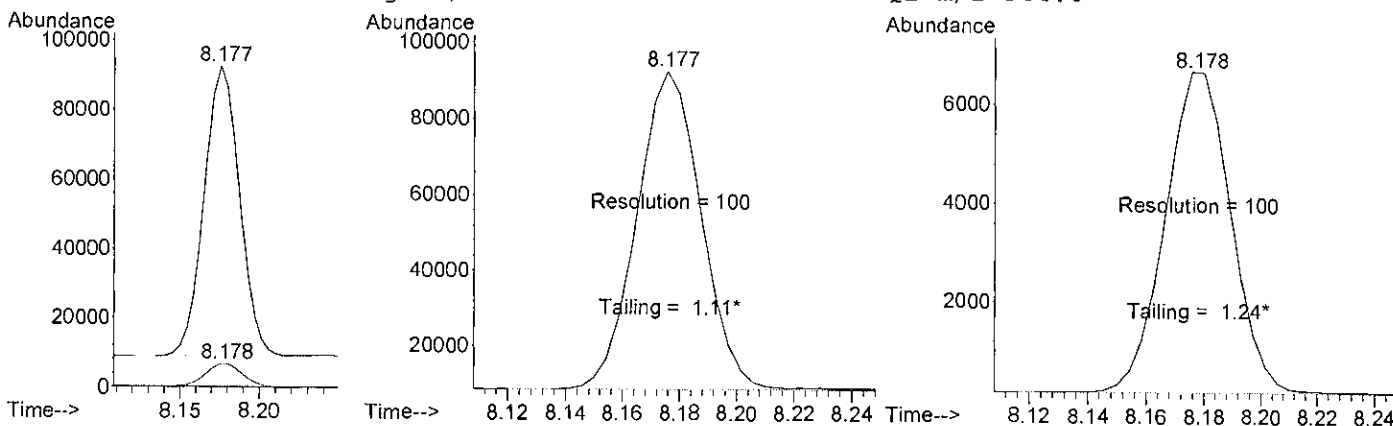
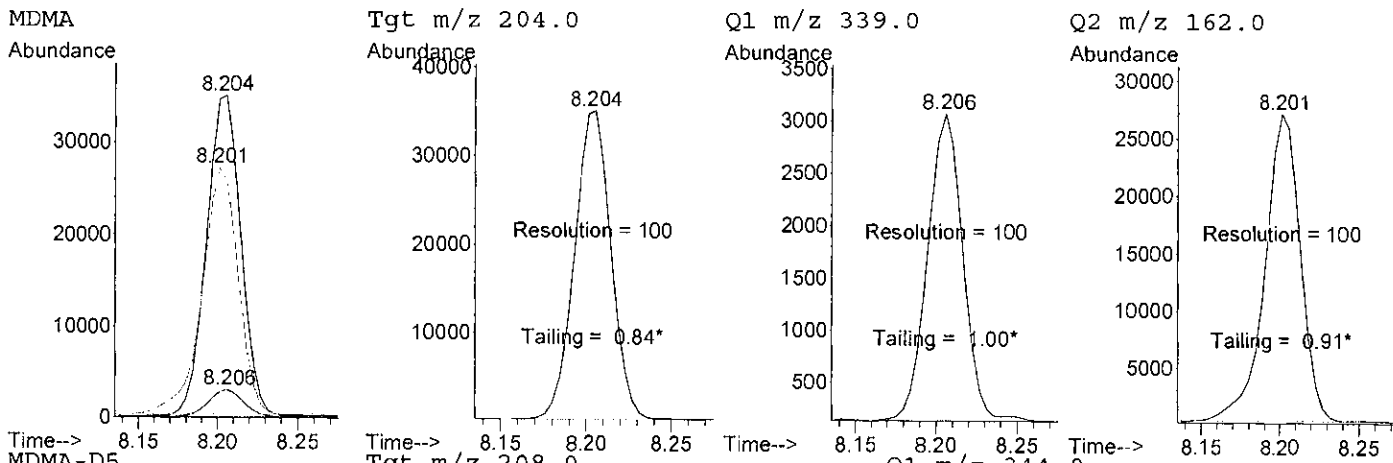
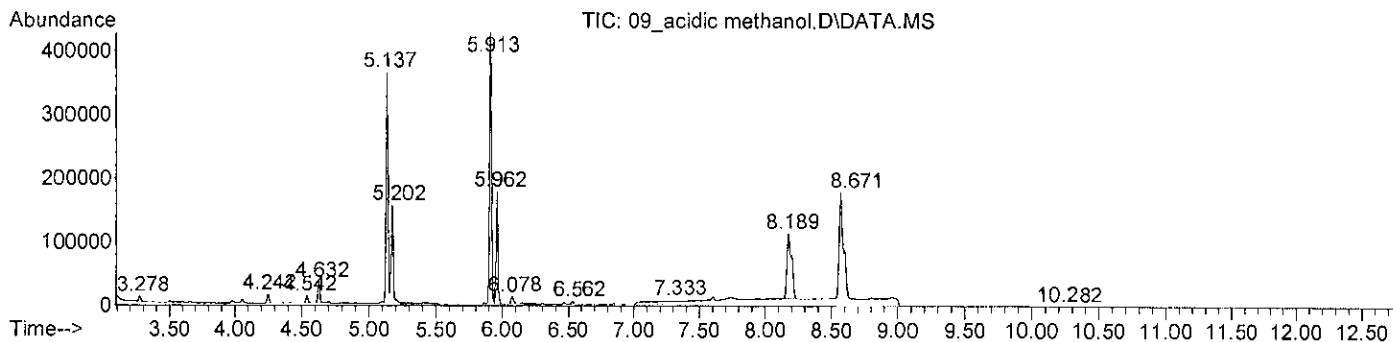
Data File : C:\msdchem\1\data\2018\AMP\AMP\_20180910U\_TS\201....\09\_acidic methan  
 Operator : Tanuja Sathiraj  
 Tune File Name : c:\msdchem\1\5975\atune.u  
 Tune Date : 10 Sep 2018 9:38 am  
 Acq Method Name : AMPS\_U.M  
 Calibration date : 12 Sep 2018 8:04 am  
 Acquisition date : 10 Sep 2018 4:25 pm  
 Sample Name : acidic methanol 180918-pos1  
 Misc Info :  
 Vial Number : 7

Mult : 1

*Sample meets acceptance  
 Criteria - OK to use in  
 Casework. TS 9/17/18*

Cmpnd	Signal	RT	Limits	Response	QRatio	Limits
MDMA-D5	208.0	8.177	8.015- 8.342	131478*		0- 0
	344.0			10402	7.9	6.4- 9.6
MDMA	204.0	8.204	8.041- 8.369	52485		
	339.0			4420	8.4	7.4- 11.2
	162.0			42480	80.9	68.5-102.7

Concentration: 36.72 NG/ML



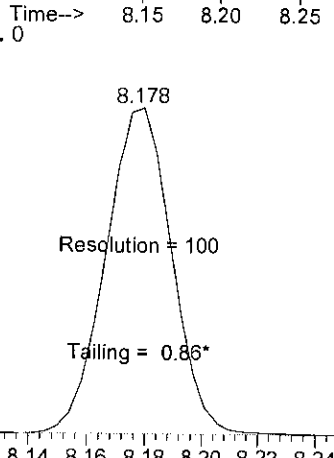
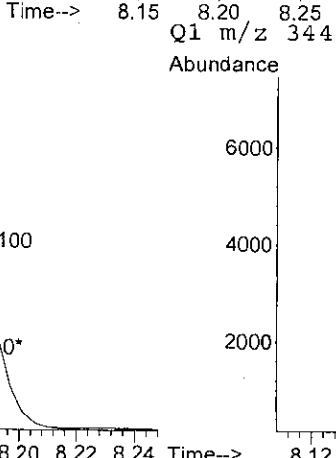
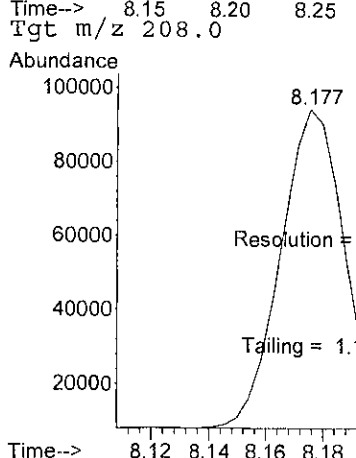
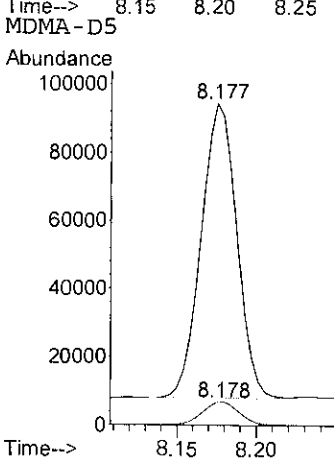
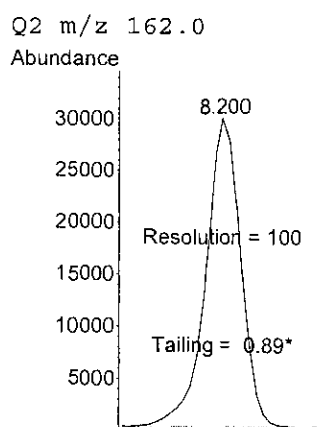
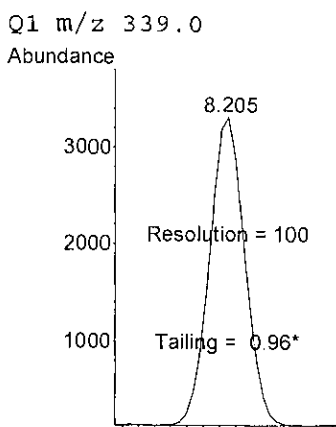
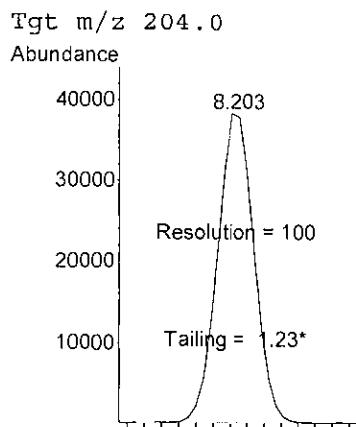
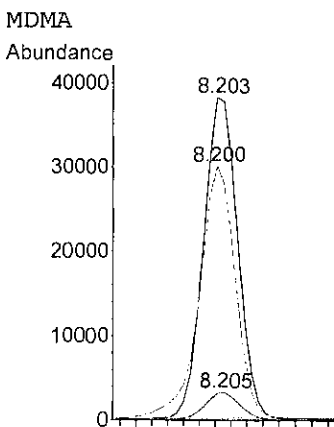
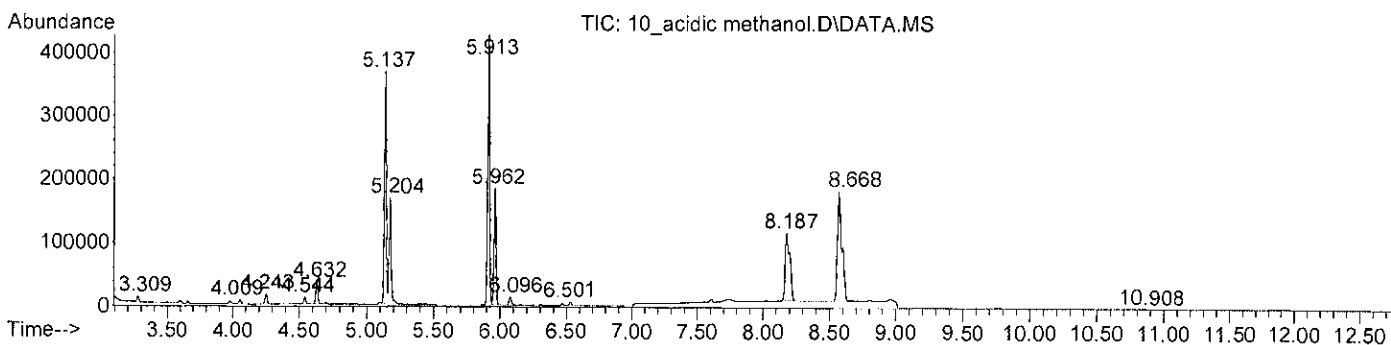
*TS*

Data File : C:\msdchem\1\data\2018\AMP\AMP\_20180910U\_TS\201....\10\_acidic methan  
 Operator : Tanuja Sathiraj  
 Tune File Name : c:\msdchem\1\5975\atune.u  
 Tune Date : 10 Sep 2018 9:38 am  
 Acq Method Name : AMPS\_U.M  
 Calibration date : 12 Sep 2018 8:04 am  
 Acquisition date : 10 Sep 2018 4:44 pm  
 Sample Name : acidic methanol 180918-pos2  
 Misc Info :  
 Vial Number : 8

Mult : 1  
*Sample meets acceptance  
 criteria. OK to me in  
 Casework. TS 9/17/18*

Compnd	Signal	RT	Limits	Response	QRatio	Limits
MDMA-D5	208.0	8.177	8.015- 8.342	135018*		0- 0
	344.0			10767	8.0	6.4- 9.6
MDMA	204.0	8.203	8.041- 8.369	56940		
	339.0			4742	8.3	7.4- 11.2
	162.0			46248	81.2	68.5-102.7

Concentration: 38.80 NG/ML

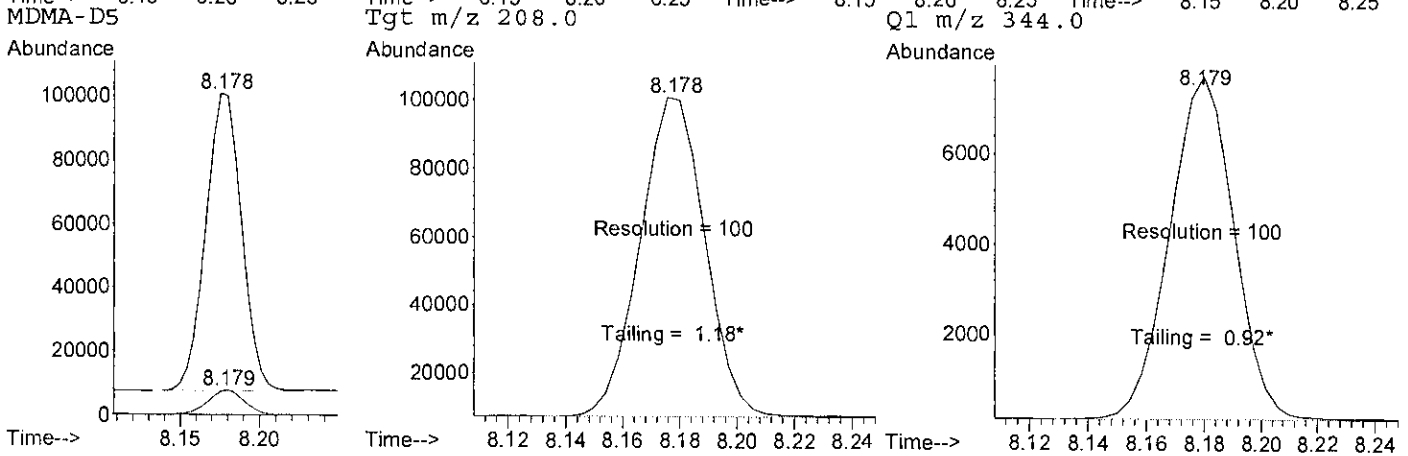
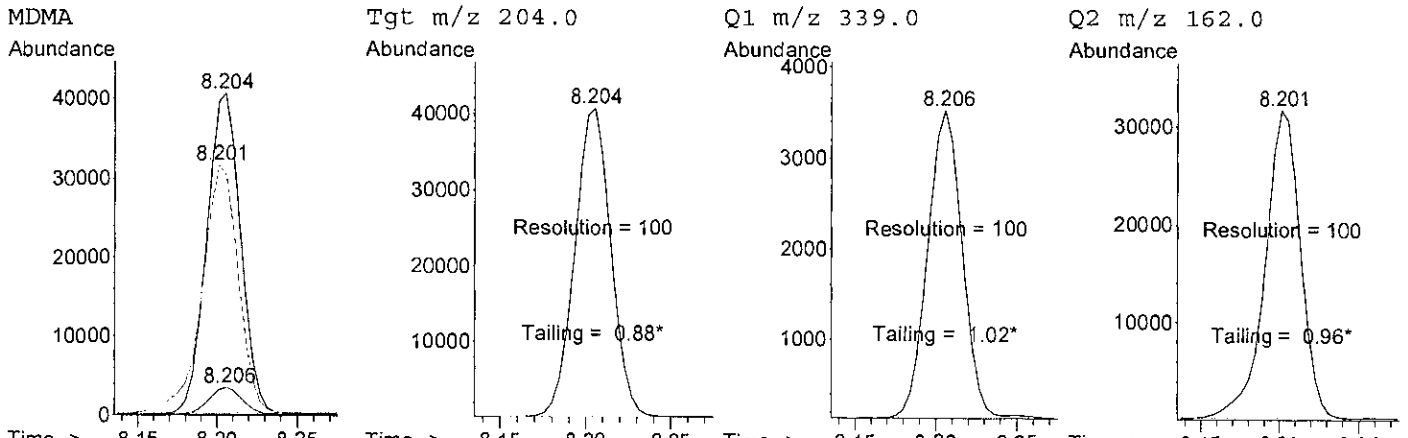
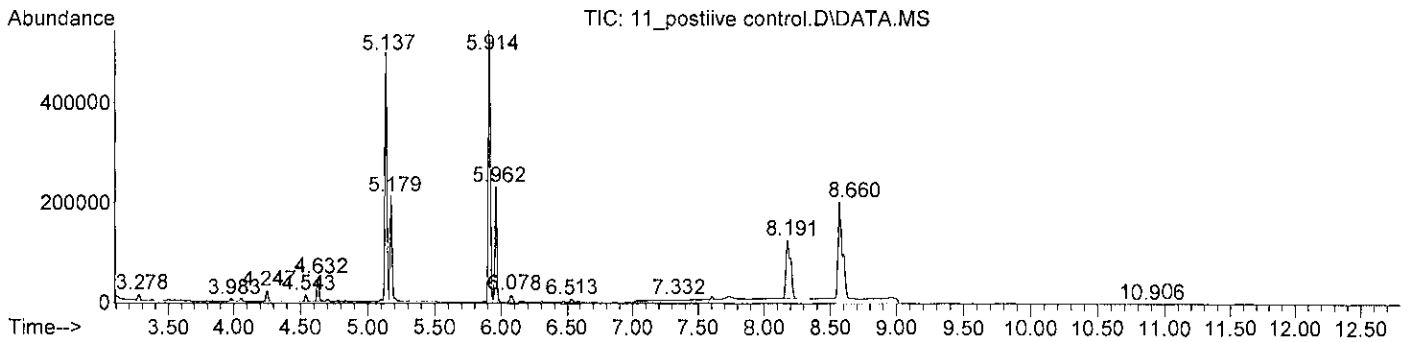


*TS*

Data File : C:\msdchem\1\data\2018\AMP\AMP\_20180910U\_TS\201....\11\_postiive cont  
 Operator : Tanuja Sathiraj  
 Tune File Name : c:\msdchem\1\5975\atune.u  
 Tune Date : 10 Sep 2018 9:38 am Mult : 1  
 Acq Method Name : AMPS\_U.M  
 Calibration date : 12 Sep 2018 8:04 am  
 Acquisition date : 10 Sep 2018 5:03 pm  
 Sample Name : Positive control  
 Misc Info :  
 Vial Number : 9

Compnd	Signal	RT	Limits	Response	QRatio	Limits
MDMA-D5	208.0	8.178	8.015- 8.342	147275*		0- 0
	344.0			11809	8.0	6.4- 9.6
MDMA	204.0	8.204	8.041- 8.369	60237		
	339.0			4993	8.3	7.4- 11.2
	162.0			49339	81.9	68.5-102.7

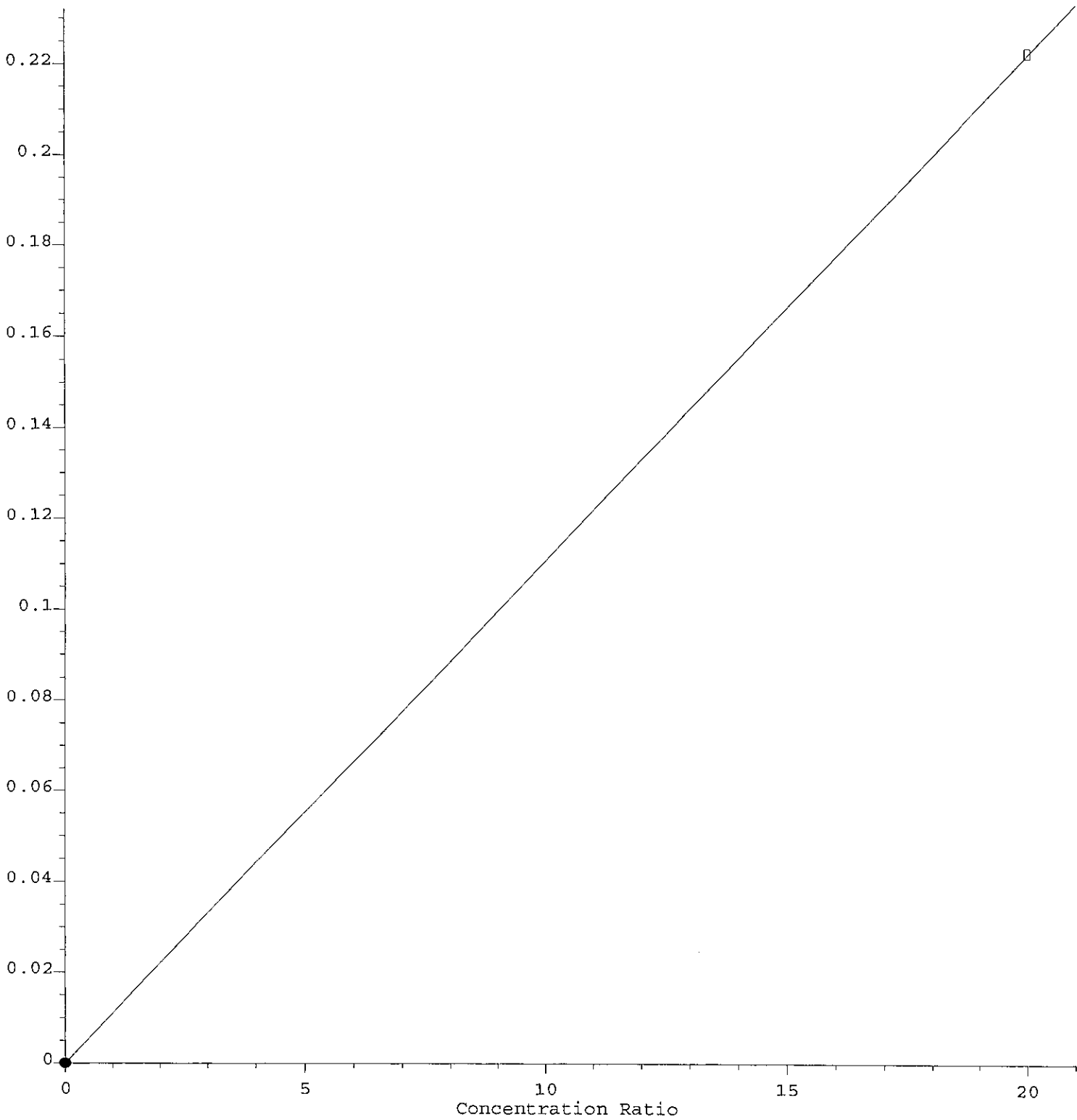
Concentration: 37.63 NG/ML



TS

MDEA

Response Ratio



Response = 1.107e-002 \* Amt

Coef of Det (r^2) = 1.000 Curve Fit: wlr(1/a^2)/(0,0)

Method Name: C:\msdchem\1\data\2018\AMP\AMP\_20180910U\_TS\2018-09-10-1351.b\AMPS\_U.M

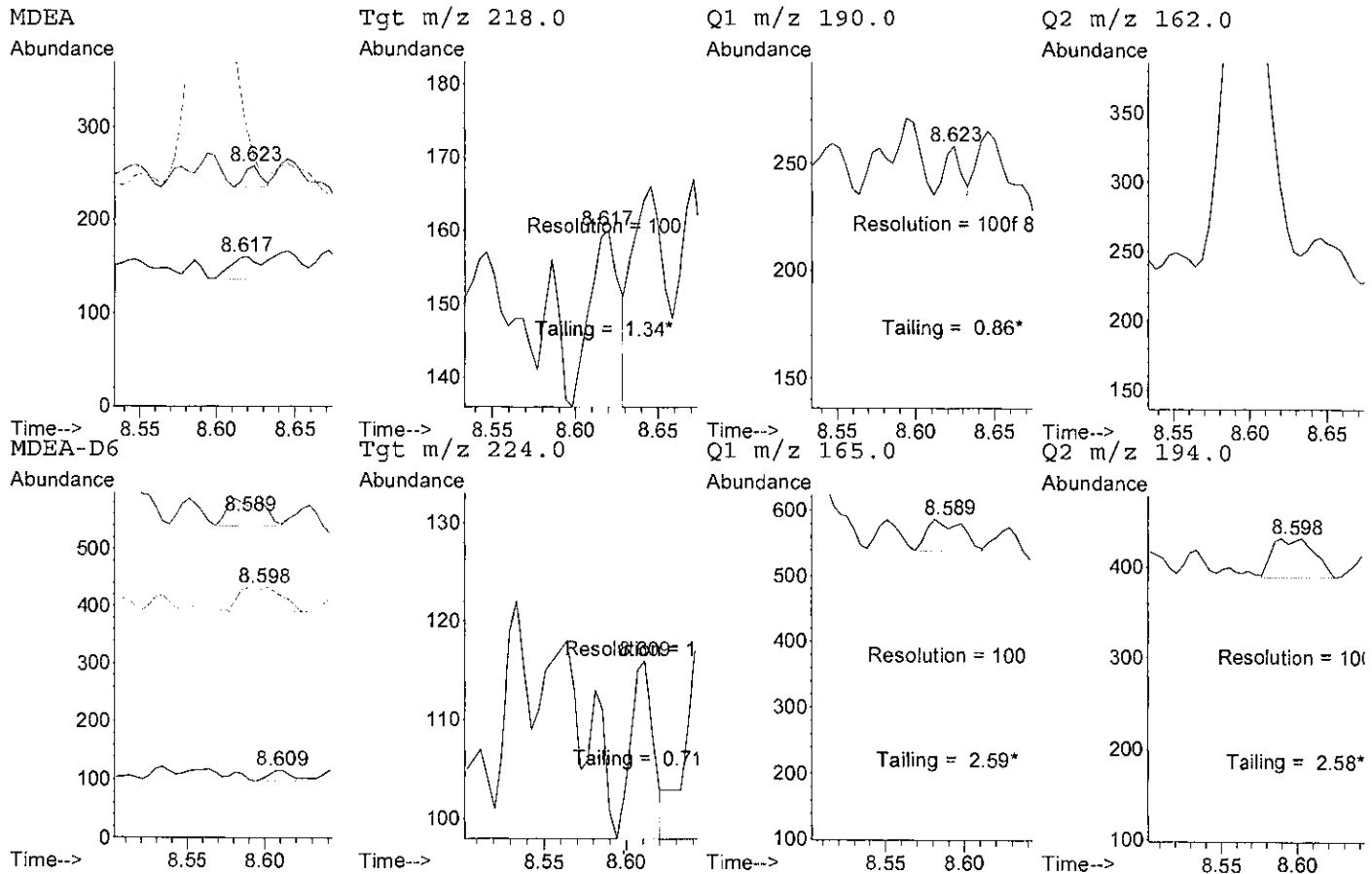
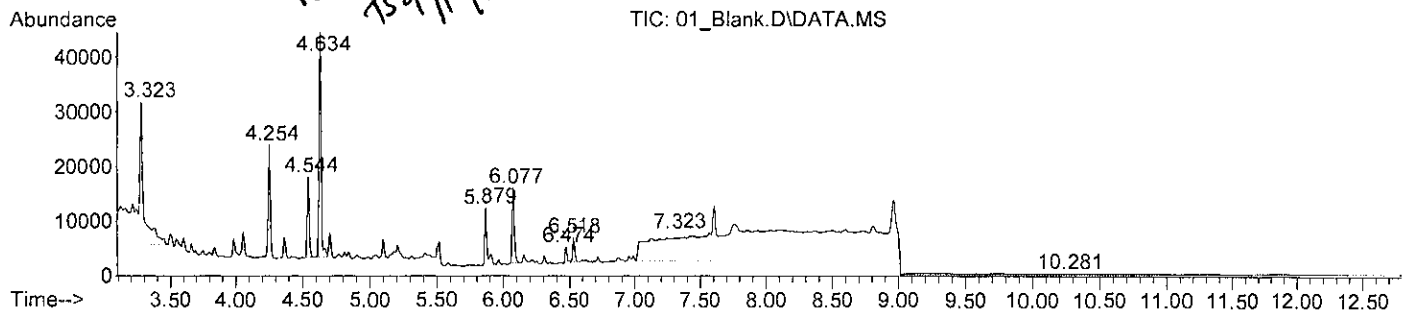
Calibration Table Last Updated: Wed Sep 12 08:04:35 2018

73

Data File : C:\msdchem\1\data\2018\AMP\AMP\_20180910U\_TS\201....\01\_Blank.D  
 Operator : Tanuja Sathiraj  
 Tune File Name : c:\msdchem\1\5975\atune.u  
 Tune Date : 10 Sep 2018 9:38 am Mult : 1  
 Acq Method Name : AMPS\_U.M  
 Calibration date : 12 Sep 2018 8:04 am  
 Acquisition date : 10 Sep 2018 1:55 pm  
 Sample Name : Matrix Blank  
 Misc Info :  
 Vial Number : 1

Compnd	Signal	RT	Limits	Response	QRatio	Limits
MDEA-D6	224.0	8.609	8.401- 8.744	17*		0- 0
	165.0			74	435.3*	52.7- 79.1
	194.0			82	482.4*	25.6- 38.4
MDEA	218.0	8.617	8.432- 8.776	30		
	190.0			16	53.3	35.8- 53.6
	162.0			0	0.0*	55.8- 83.6

Concentration: ~~159.46~~ NG/ML  
*ND 13/9/18*

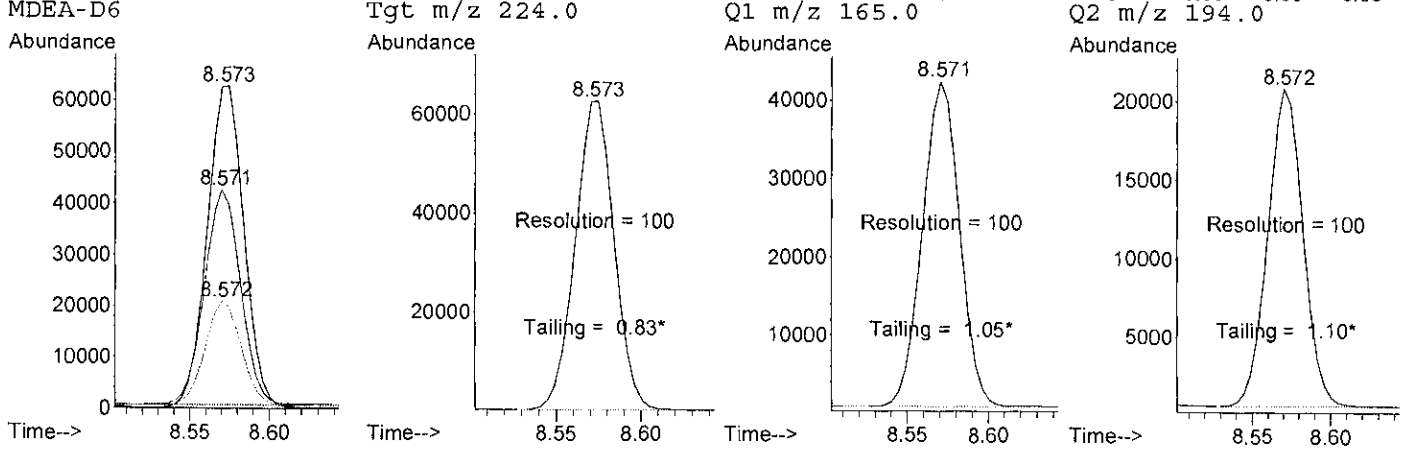
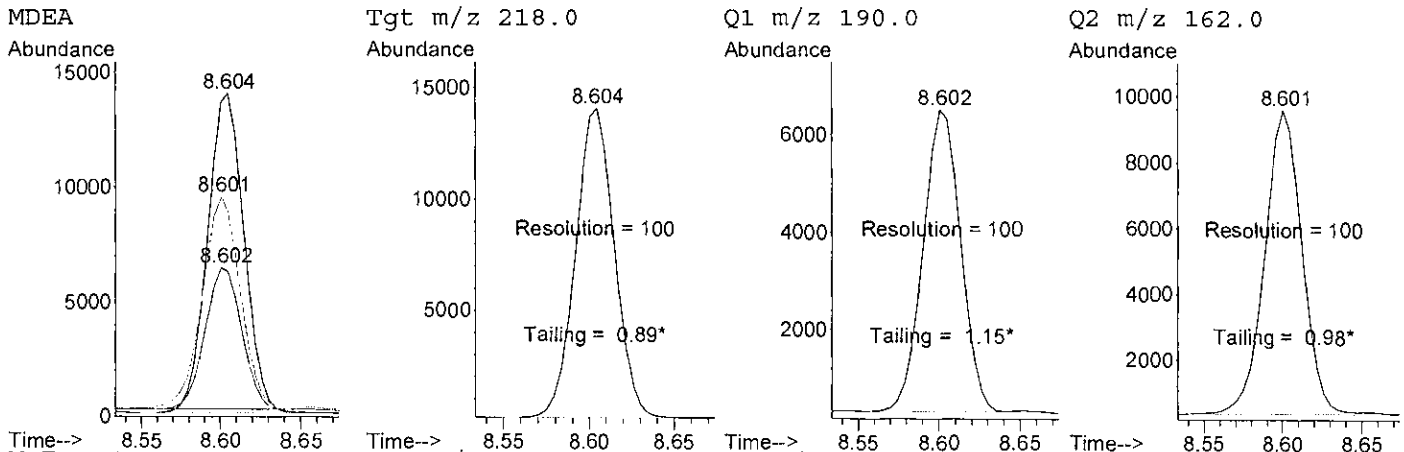
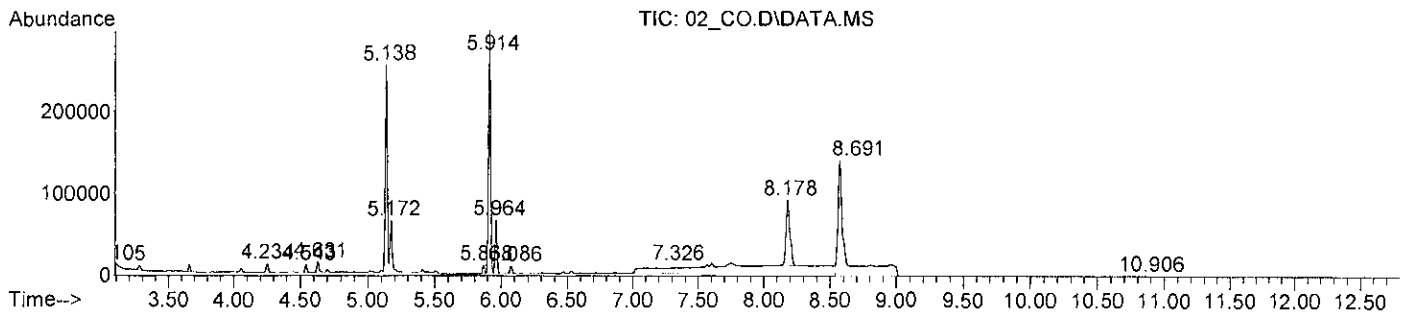


*TS*

Data File : C:\msdchem\1\data\2018\AMP\AMP\_20180910U\_TS\201....\02\_CO.D  
 Operator : Tanuja Sathiraj  
 Tune File Name : c:\msdchem\1\5975\atune.u  
 Tune Date : 10 Sep 2018 9:38 am Mult : 1  
 Acq Method Name : AMPS\_U.M  
 Calibration date : 12 Sep 2018 8:04 am  
 Acquisition date : 10 Sep 2018 2:14 pm  
 Sample Name : Cut-off Calibrator  
 Misc Info :  
 Vial Number : 2

Cmpnd	Signal	RT	Limits	Response	QRatio	Limits
MDEA-D6	224.0	8.573	8.401- 8.744	100478*		0- 0
	165.0			66226	65.9	52.7- 79.1
	194.0			32194	32.0	25.6- 38.4
MDEA	218.0	8.604	8.432- 8.776	22239		35.8- 53.6
	190.0			9939	44.7	35.8- 53.6
	162.0			15504	69.7	55.8- 83.6

Concentration: 20.00 NG/ML



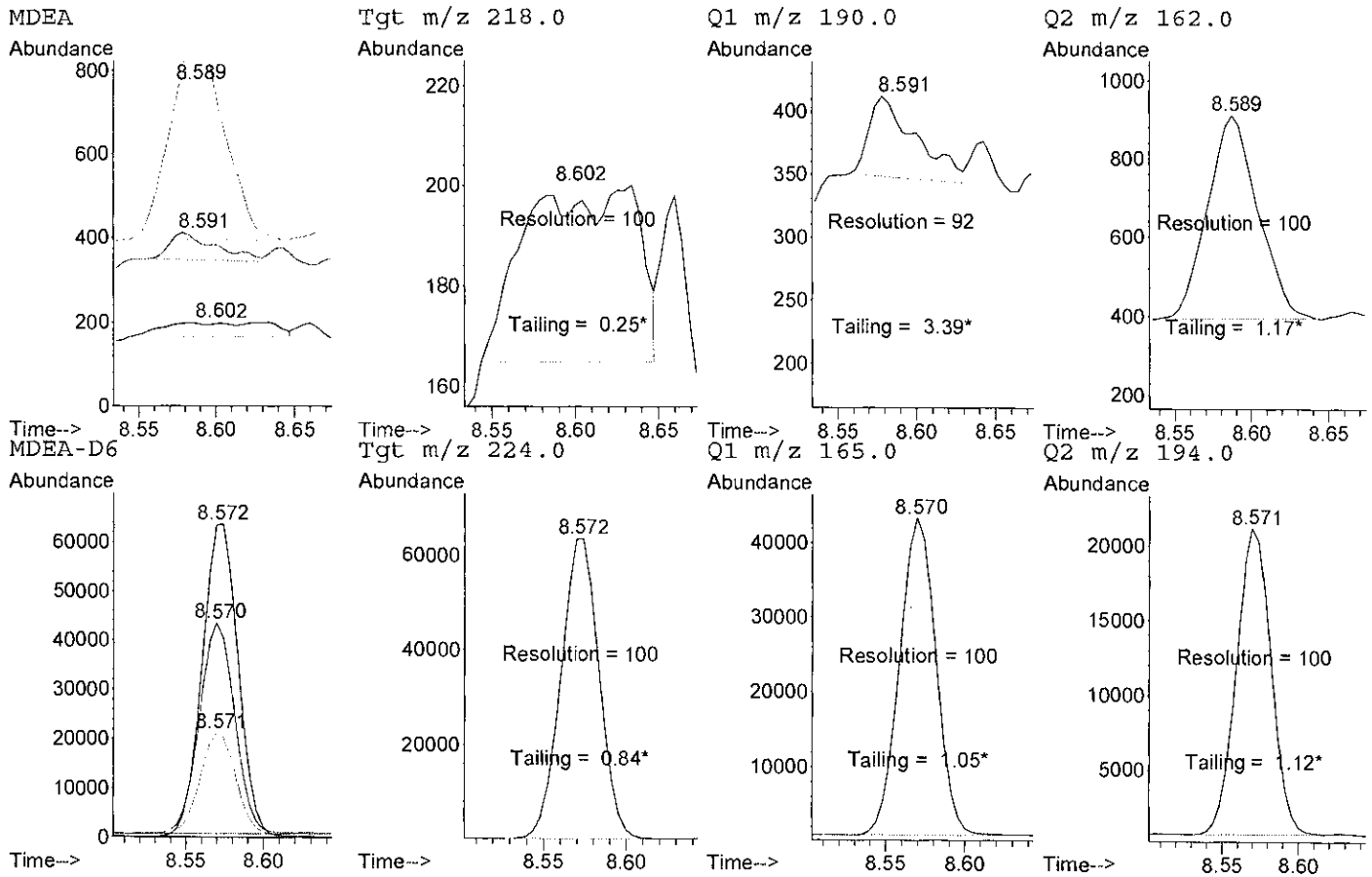
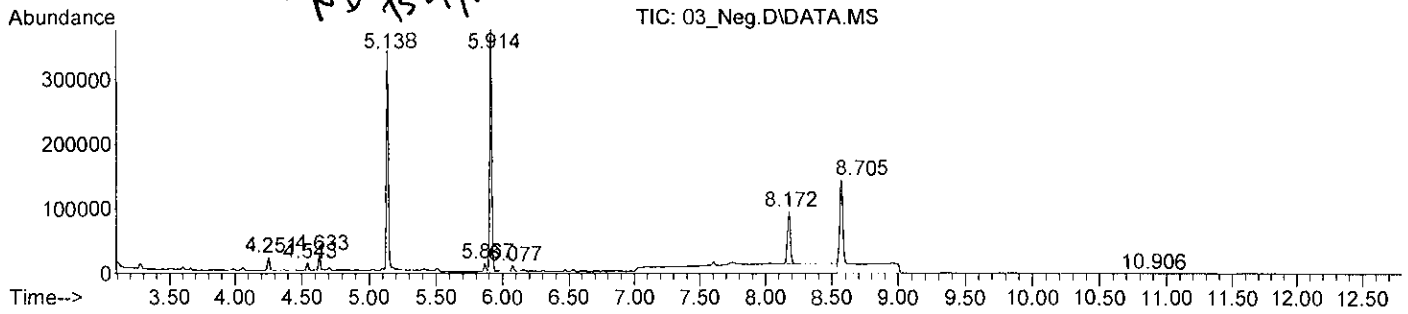
*AS*



Data File : C:\msdchem\1\data\2018\AMP\AMP\_20180910U\_TS\201....\03\_Neg.D  
 Operator : Tanuja Sathiraj  
 Tune File Name : c:\msdchem\1\5975\atune.u  
 Tune Date : 10 Sep 2018 9:38 am Mult : 1  
 Acq Method Name : AMPS\_U.M  
 Calibration date : 12 Sep 2018 8:04 am  
 Acquisition date : 10 Sep 2018 2:33 pm  
 Sample Name : Negative Control  
 Misc Info :  
 Vial Number : 3

Compnd	Signal	RT	Limits	Response	QRatio	Limits
MDEA-D6	224.0	8.572	8.401- 8.744	102361*		0- 0
	165.0			67647	66.1	52.7- 79.1
	194.0			32856	32.1	25.6- 38.4
MDEA	218.0	8.602	8.432- 8.776	162		
	190.0			133	82.1*	35.8- 53.6
	162.0			1184	730.9*	55.8- 83.6

Concentration: 0.14 NG/ML  
*ND 13/9/2018*

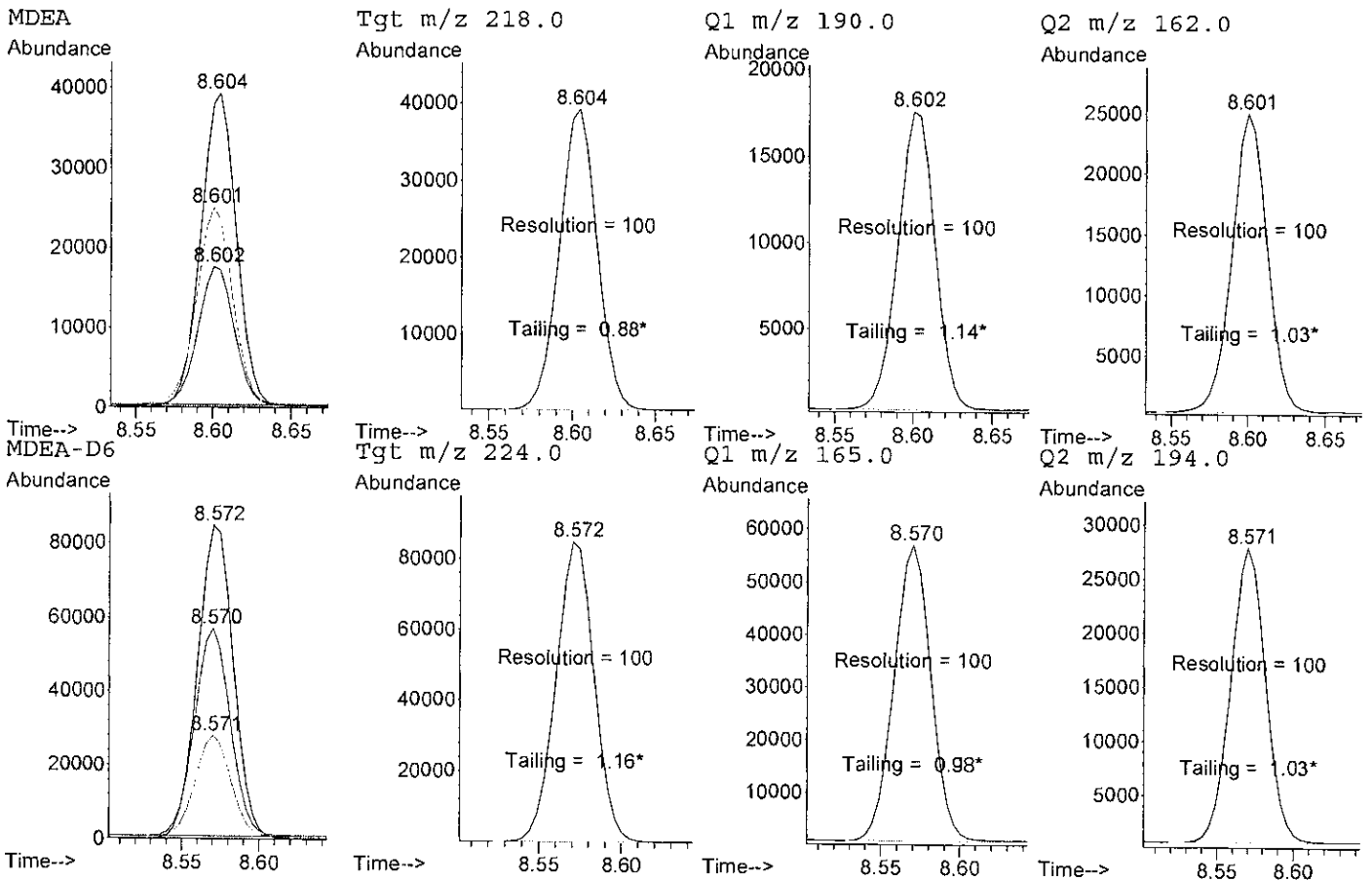
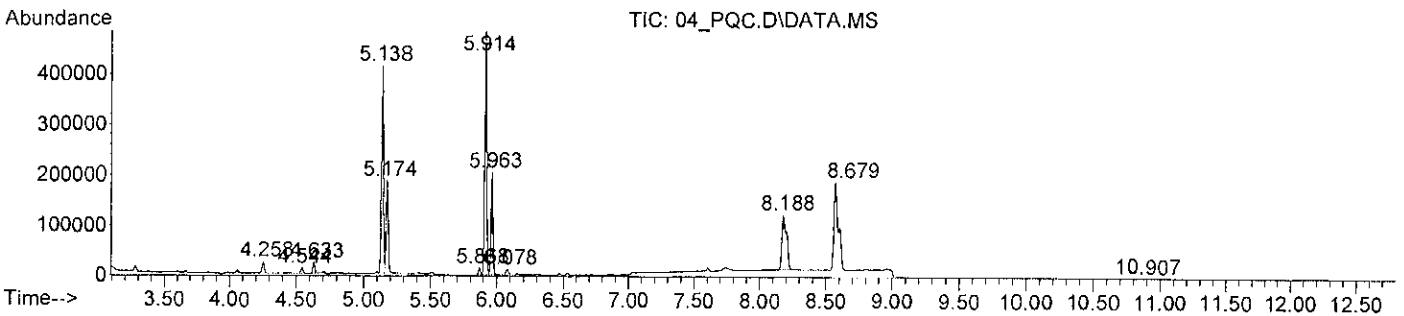


*AS*

Data File : C:\msdchem\1\data\2018\AMP\AMP\_20180910U\_TS\201....\04\_PQC.D  
 Operator : Tanuja Sathiraj  
 Tune File Name : c:\msdchem\1\5975\atune.u  
 Tune Date : 10 Sep 2018 9:38 am Mult : 1  
 Acq Method Name : AMPS\_U.M  
 Calibration date : 12 Sep 2018 8:04 am  
 Acquisition date : 10 Sep 2018 2:51 pm  
 Sample Name : Positive Control  
 Misc Info :  
 Vial Number : 4

Compnd	Signal	RT	Limits	Response	QRatio	Limits
MDEA-D6	224.0	8.572	8.401- 8.744	136622*		0- 0
	165.0			90554	66.3	52.7- 79.1
	194.0			43799	32.1	25.6- 38.4
MDEA	218.0	8.604	8.432- 8.776	62608		
	190.0			28186	45.0	35.8- 53.6
	162.0			40115	64.1	55.8- 83.6

Concentration: 41.40 NG/ML



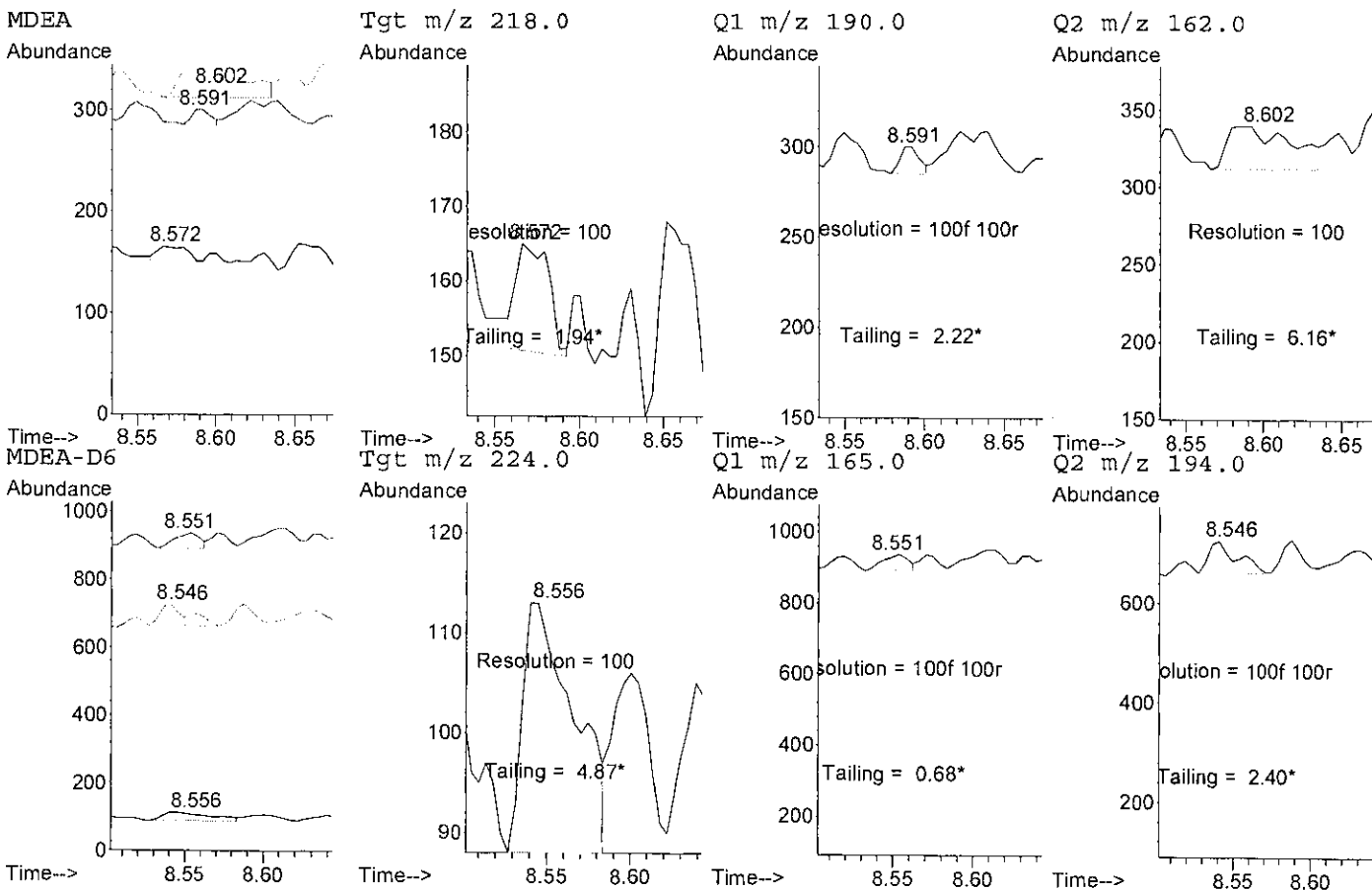
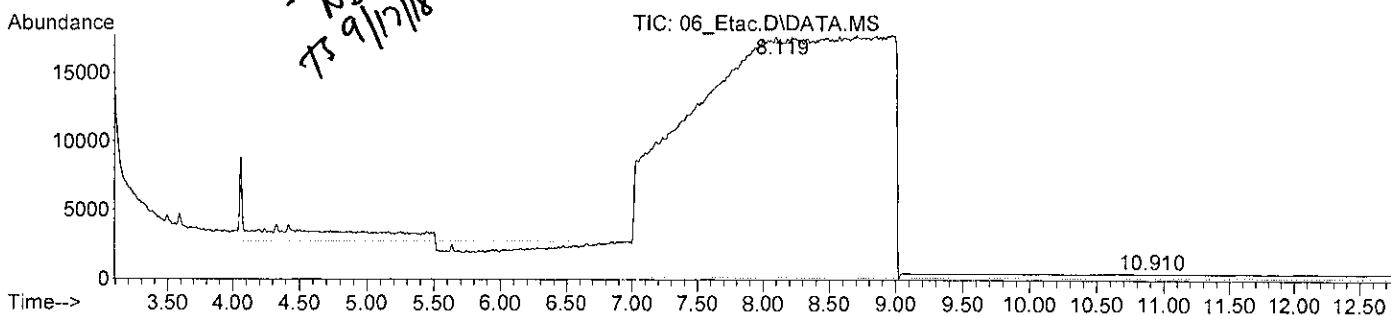
TS

Data File : C:\msdchem\1\data\2018\AMP\AMP\_20180910U\_TS\201....\06\_Etac.D  
 Operator : Tanuja Sathiraj  
 Tune File Name : c:\msdchem\1\5975\atune.u  
 Tune Date : 10 Sep 2018 9:38 am Mult : 1  
 Acq Method Name : AMPS\_U.M  
 Calibration date : 12 Sep 2018 8:04 am  
 Acquisition date : 10 Sep 2018 3:29 pm  
 Sample Name : Ethyl Acetate  
 Misc Info :  
 Vial Number : 98

Cmpnd	Signal	RT	Limits	Response	QRatio	Limits
MDEA-D6	224.0	8.556	8.401- 8.744	53*		0- 0
	165.0			51	96.2*	52.7- 79.1
	194.0			81	152.8*	25.6- 38.4
MDEA	218.0	8.572	8.432- 8.776	19		35.8- 53.6
	190.0			13	68.4*	55.8- 83.6
	162.0			80	421.1*	

Concentration: 32.39 NG/ML

*ND  
73 9/17/18*



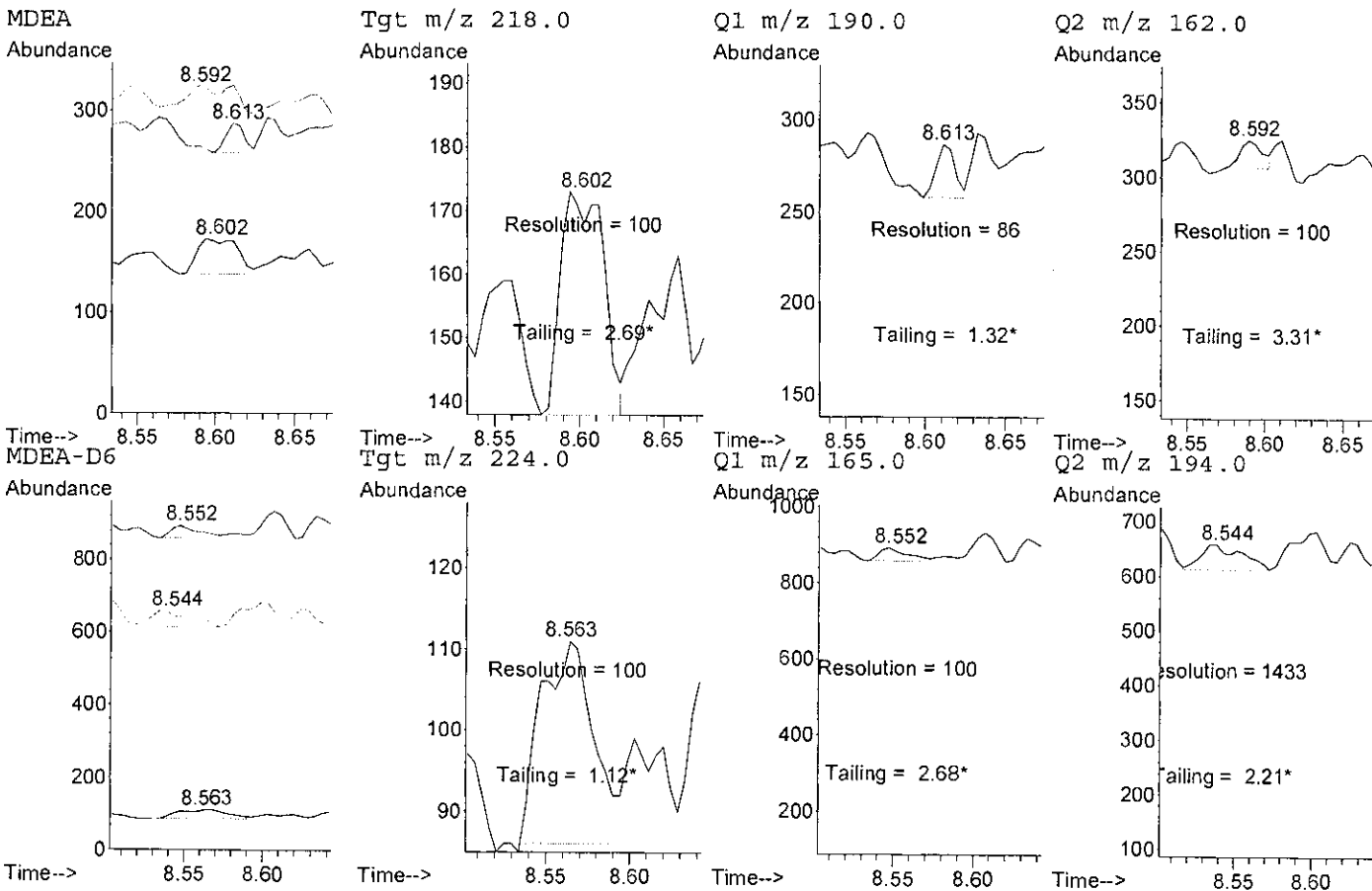
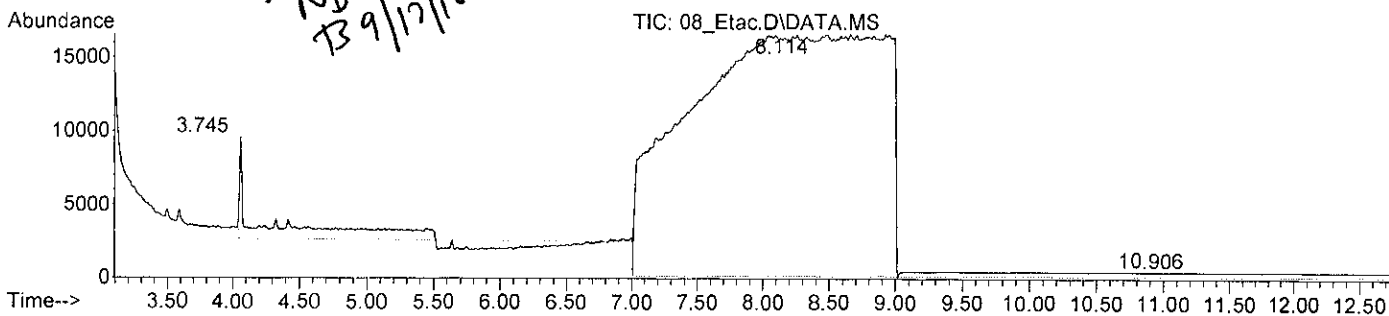
*TS*

Data File : C:\msdchem\1\data\2018\AMP\AMP\_20180910U\_TS\201....\08\_Etac.D  
 Operator : Tanuja Sathiraj  
 Tune File Name : c:\msdchem\1\5975\atune.u  
 Tune Date : 10 Sep 2018 9:38 am Mult : 1  
 Acq Method Name : AMPS\_U.M  
 Calibration date : 12 Sep 2018 8:04 am  
 Acquisition date : 10 Sep 2018 4:07 pm  
 Sample Name : Ethyl Acetate  
 Misc Info :  
 Vial Number : 98

Compnd	Signal	RT	Limits	Response	QRatio	Limits
MDEA-D6	224.0	8.563	8.401- 8.744	53*		0- 0
	165.0			43	81.1*	52.7- 79.1
	194.0			83	156.6*	25.6- 38.4
MDEA	218.0	8.602	8.432- 8.776	62		
	190.0			24	38.7	35.8- 53.6
	162.0			20	32.3*	55.8- 83.6

Concentration: 105.70 NG/ML

*ND*  
*B 9/12/18*



*B*

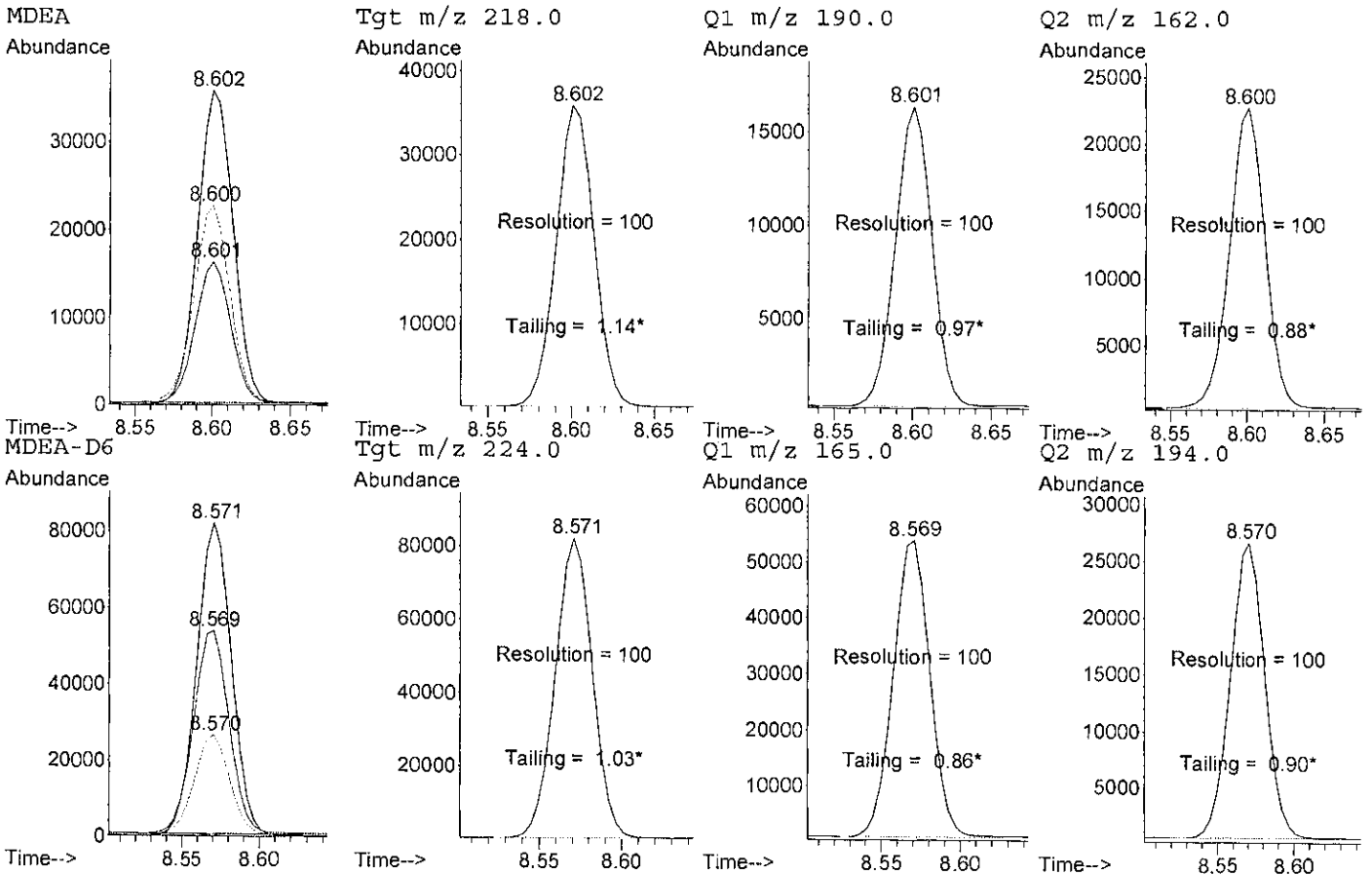
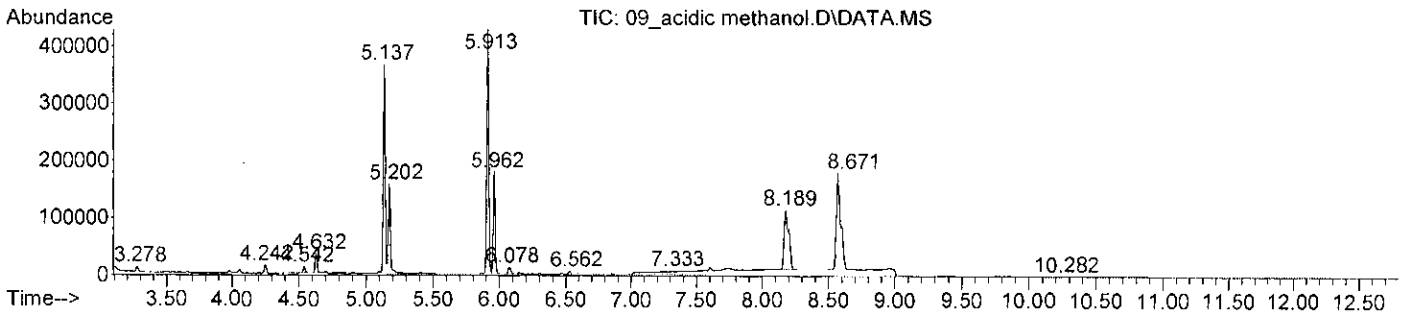
Data File : C:\msdchem\1\data\2018\AMP\AMP\_20180910U\_TS\201....\09\_acidic methan  
 Operator : Tanuja Sathiraj  
 Tune File Name : c:\msdchem\1\5975\atune.u  
 Tune Date : 10 Sep 2018 9:38 am  
 Acq Method Name : AMPS\_U.M  
 Calibration date : 12 Sep 2018 8:04 am  
 Acquisition date : 10 Sep 2018 4:25 pm  
 Sample Name : acidic methanol 180918-pos1  
 Misc Info :  
 Vial Number : 7

Mult : 1

*Sample meets acceptance  
 Criteria. OK to use in  
 casework. TS 9/17/18*

Compnd	Signal	RT	Limits	Response	QRatio	Limits
MDEA-D6	224.0	8.571	8.401- 8.744	129018*		0- 0
	165.0			85744	66.5	52.7- 79.1
	194.0			41511	32.2	25.6- 38.4
MDEA	218.0	8.602	8.432- 8.776	57152		
	190.0			25720	45.0	35.8- 53.6
	162.0			36619	64.1	55.8- 83.6

Concentration: 40.02 NG/ML



*TS*

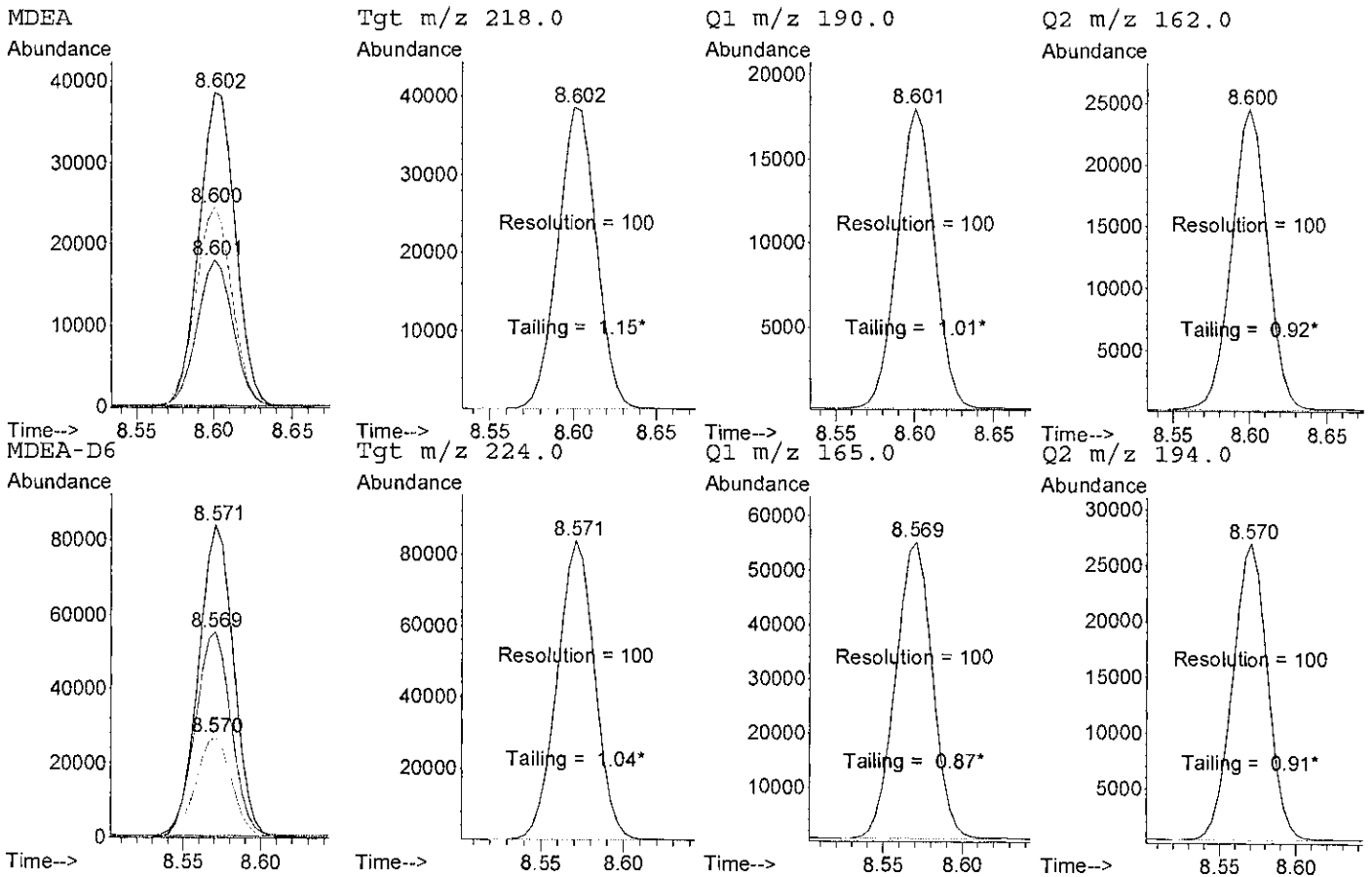
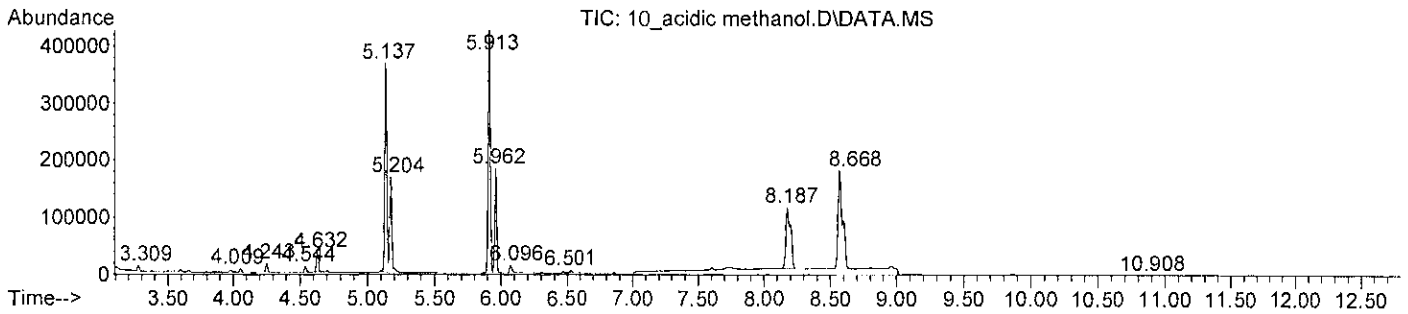
Data File : C:\msdchem\1\data\2018\AMP\AMP\_20180910U\_TS\201....\10\_acidic methan  
 Operator : Tanuja Sathiraj  
 Tune File Name : c:\msdchem\1\5975\atune.u  
 Tune Date : 10 Sep 2018 9:38 am  
 Acq Method Name : AMPS\_U.M  
 Calibration date : 12 Sep 2018 8:04 am  
 Acquisition date : 10 Sep 2018 4:44 pm  
 Sample Name : acidic methanol 180918-pos2  
 Misc Info :  
 Vial Number : 8

Mult : 1

*Sample meets acceptance  
 Criteria - OK to use in  
 casework. TS 9/17/18*

Cmpnd	Signal	RT	Limits	Response	QRatio	Limits
MDEA-D6	224.0	8.571	8.401- 8.744	133165*		0- 0
	165.0			88212	66.2	52.7- 79.1
	194.0			42593	32.0	25.6- 38.4
MDEA	218.0	8.602	8.432- 8.776	62449		
	190.0			28545	45.7	35.8- 53.6
	162.0			39889	63.9	55.8- 83.6

Concentration: 42.37 NG/ML

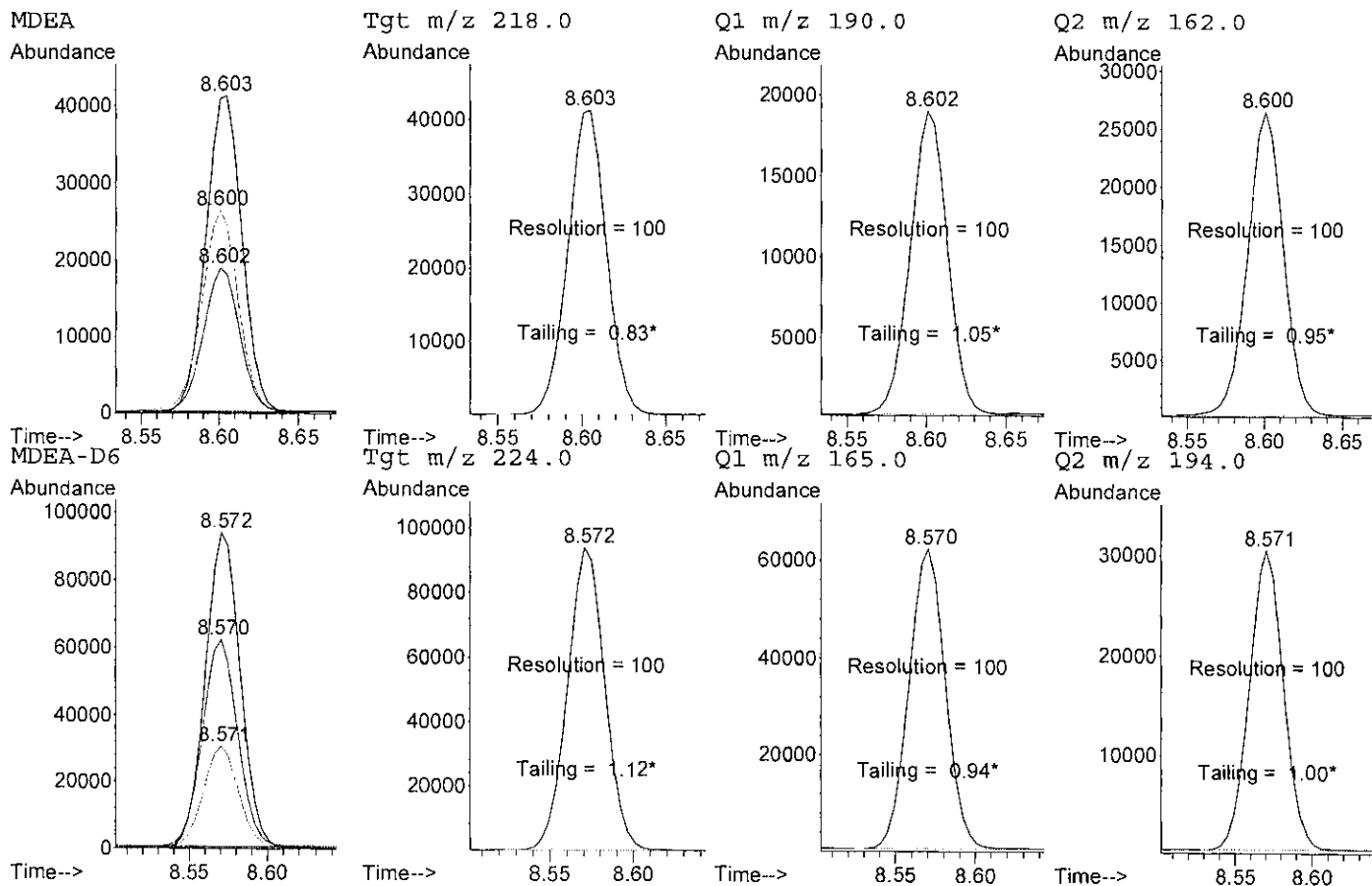
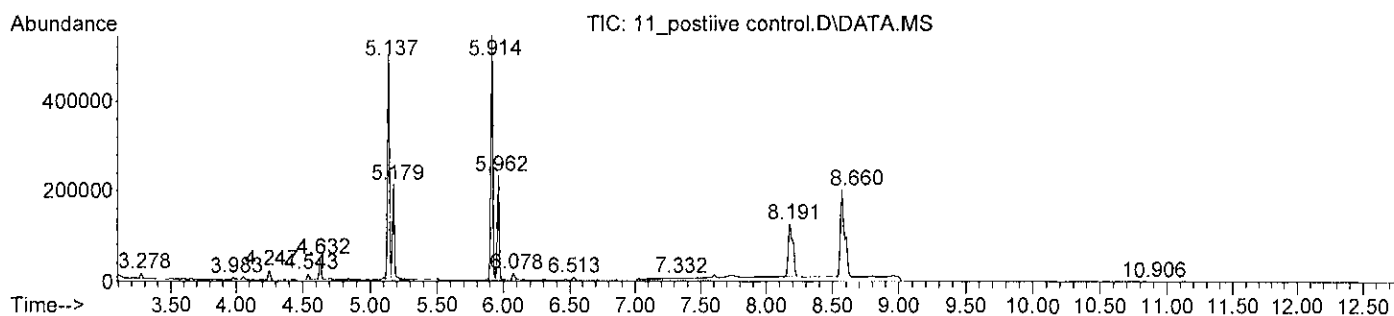


*TS*

Data File : C:\msdchem\1\data\2018\AMP\AMP\_20180910U\_TS\201....\11\_postiive cont  
 Operator : Tanuja Sathiraj  
 Tune File Name : c:\msdchem\1\5975\atune.u  
 Tune Date : 10 Sep 2018 9:38 am Mult : 1  
 Acq Method Name : AMPS\_U.M  
 Calibration date : 12 Sep 2018 8:04 am  
 Acquisition date : 10 Sep 2018 5:03 pm  
 Sample Name : Positive control  
 Misc Info :  
 Vial Number : 9

Cmpnd	Signal	RT	Limits	Response	QRatio	Limits
MDEA-D6	224.0	8.572	8.401- 8.744	147252*		0- 0
	165.0			97283	66.1	52.7- 79.1
	194.0			46898	31.8	25.6- 38.4
MDEA	218.0	8.603	8.432- 8.776	66580		35.8- 53.6
	190.0			30200	45.4	55.8- 83.6
	162.0			42528	63.9	

Concentration: 40.85 NG/ML



BS


Data File : C:\msdchem\1\data\2018\AMP\AMP\_20180910U\_TS\201....\05\_2018-04086X10  
 Operator : Tanuja Sathiraj  
 Tune File Name : c:\msdchem\1\5975\atune.u  
 Tune Date : 10 Sep 2018 9:38 am Mult : 1  
 Acq Method Name : AMPS\_U.M  
 Calibration date : 12 Sep 2018 8:04 am  
 Acquisition date : 10 Sep 2018 3:10 pm  
 Sample Name : 2018-04086-2.1.3  
 Misc Info :  
 Vial Number : 5

*Previously analyzed in  
 batch AMP\_20180822-TS.*

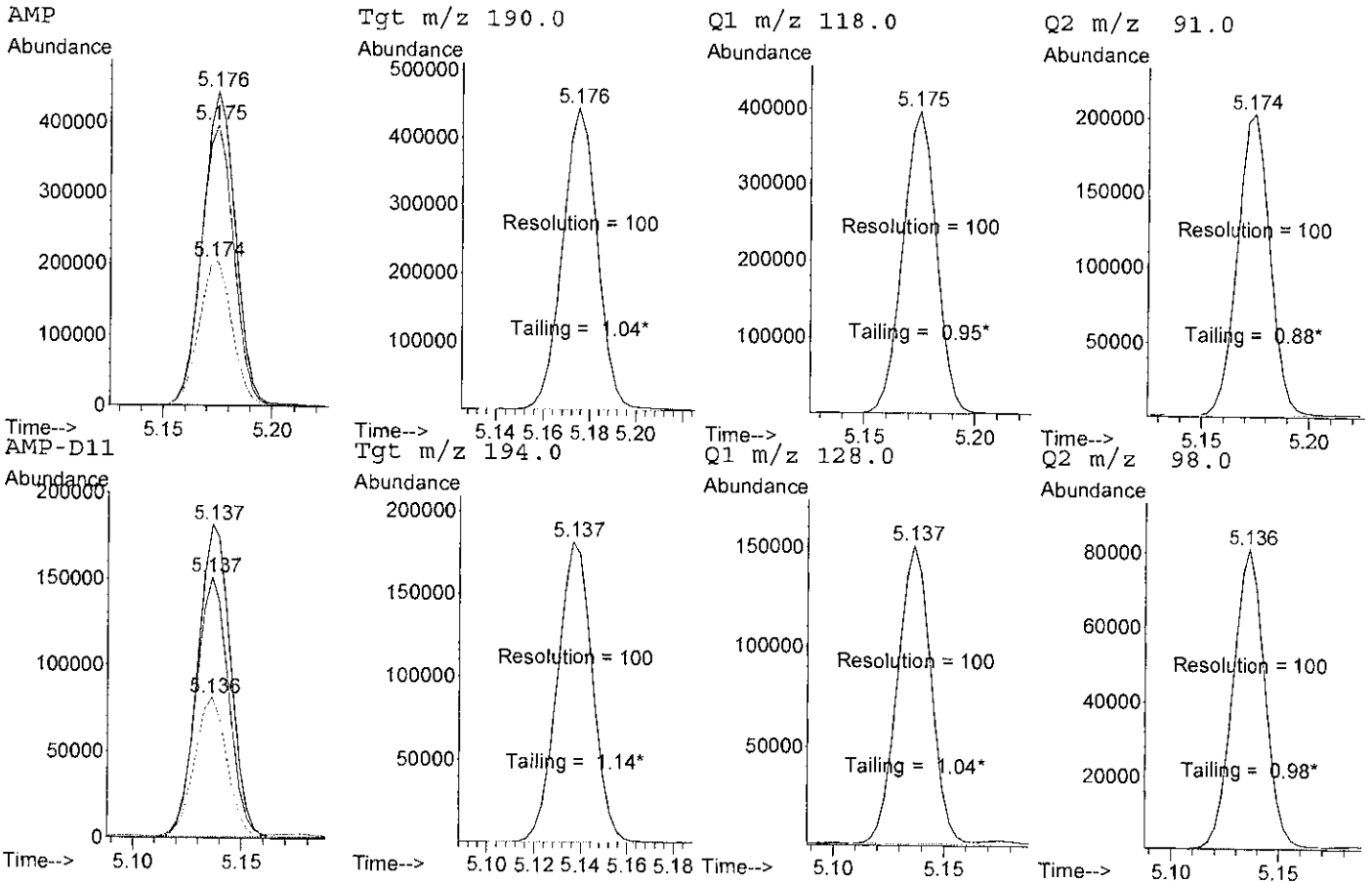
Cmpnd	Signal	RT	Limits	Response	QRatio	Limits
AMP-D11	194.0	5.137	5.035- 5.241	192506*		0- 0
	128.0			156360	81.2	65.1- 97.7
	98.0			85108	44.2	35.4- 53.2
AMP	190.0	5.176	5.072- 5.279	464936		
	118.0			413365	88.9	68.6-102.8
	91.0			214170	46.1	35.7- 53.5

*TS 9/17/18  
 See batch  
 AMP\_20180822-TS  
 for reported  
 result.  
 TS 9/17/18*

Concentration: 216.14 NG/ML



*TS  
 9/17/18*



*TS*

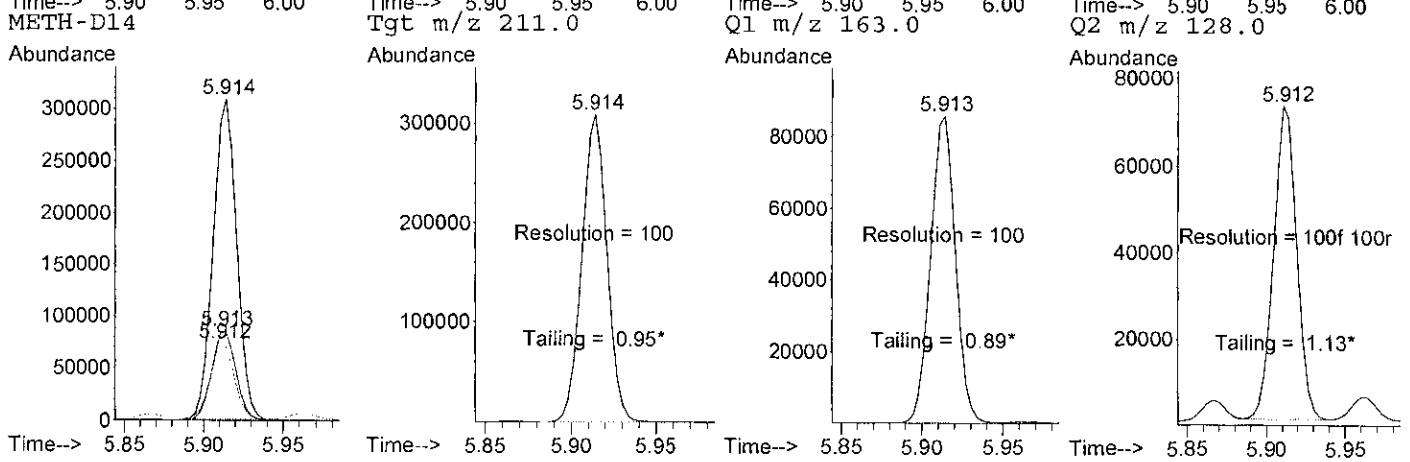
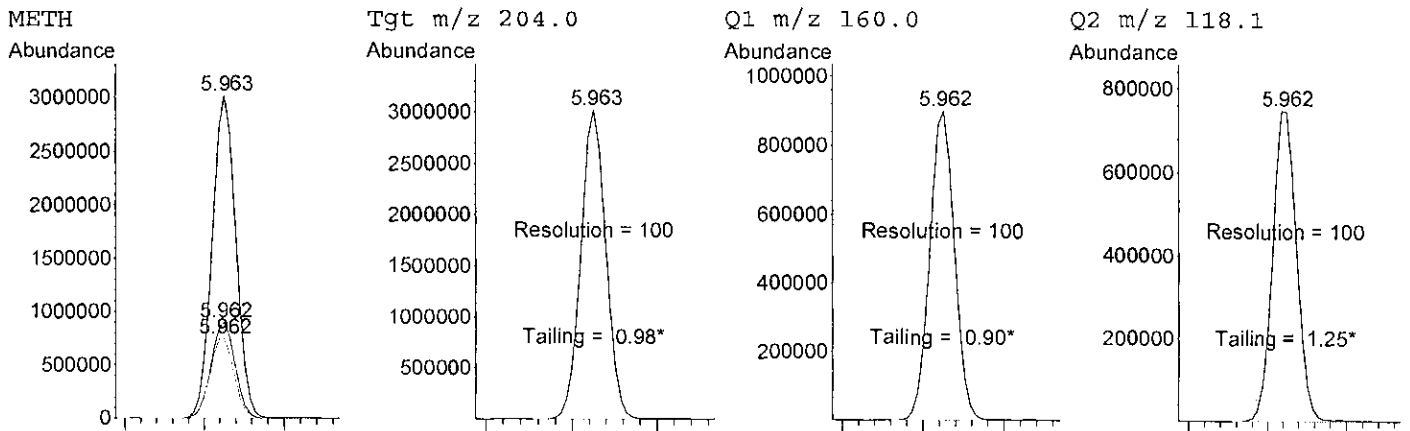
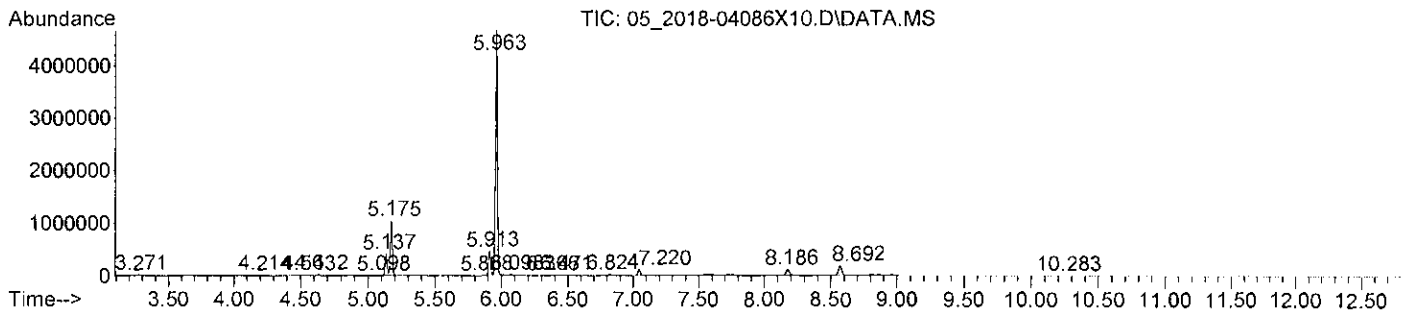


Data File : C:\msdchem\1\data\2018\AMP\AMP\_20180910U\_TS\201....\05\_2018-04086X10  
 Operator : Tanuja Sathiraj  
 Tune File Name : c:\msdchem\1\5975\atune.u  
 Tune Date : 10 Sep 2018 9:38 am Mult : 1  
 Acq Method Name : AMPS\_U.M  
 Calibration date : 12 Sep 2018 8:04 am  
 Acquisition date : 10 Sep 2018 3:10 pm  
 Sample Name : 2018-04086-2.1.3  
 Misc Info :  
 Vial Number : 5

*Sample previously analyzed  
 in batch AMP-20180822-TS  
 TS 9/17/18*

Compnd	Signal	RT	Limits	Response	QRatio	Limits
METH-D14	211.0	5.914	5.796- 6.033	320376*		0- 0
	163.0			90255	28.2	22.8- 34.2
	128.0			75625	23.6	19.0- 28.6
METH	204.0	5.963	5.845- 6.083	3134951		
	160.0			948241	30.2	24.6- 36.8
	118.1			804227	25.7	20.8- 31.2

Concentration: 905.05 NG/ML



*TS*

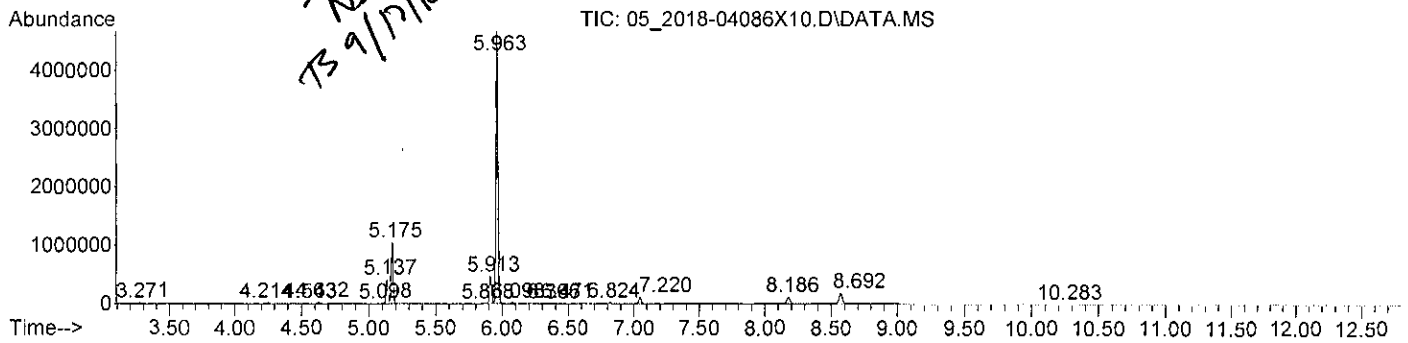
Data File : C:\msdchem\1\data\2018\AMP\AMP\_20180910U\_TS\201....\05\_2018-04086X10  
 Operator : Tanuja Sathiraj  
 Tune File Name : c:\msdchem\1\5975\atune.u  
 Tune Date : 10 Sep 2018 9:38 am Mult : 1  
 Acq Method Name : AMPS\_U.M  
 Calibration date : 12 Sep 2018 8:04 am  
 Acquisition date : 10 Sep 2018 3:10 pm  
 Sample Name : 2018-04086-2.1.3  
 Misc Info :  
 Vial Number : 5

*Sample previously analyzed  
 in batch AMP-20180822-TS  
 TS 9/17/18*

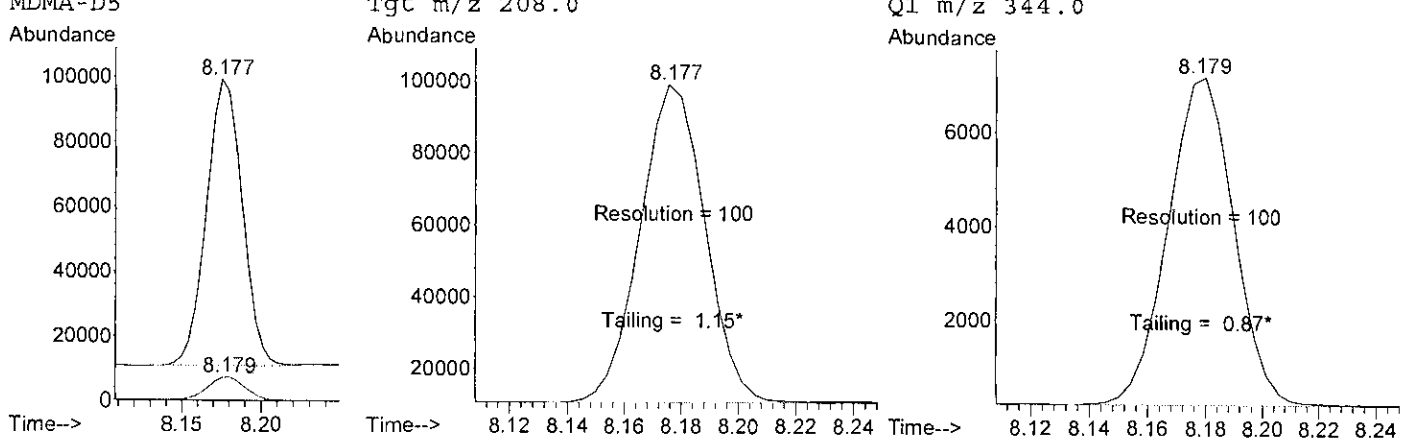
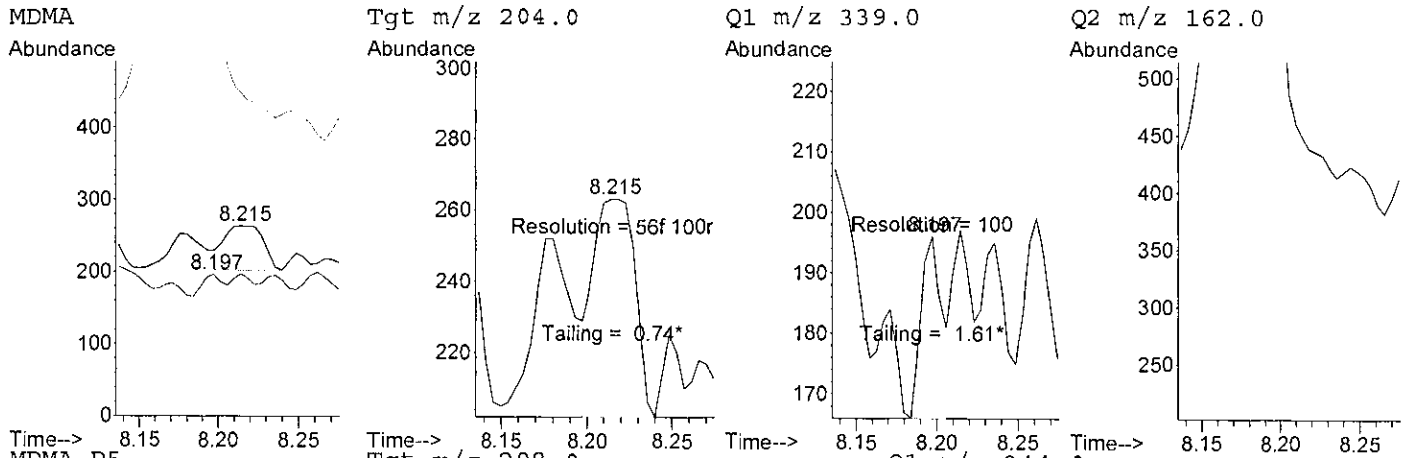
Cmpnd	Signal	RT	Limits	Response	QRatio	Limits
MDMA-D5	208.0	8.177	8.015- 8.342	139495*		0- 0
	344.0			11129	8.0	6.4- 9.6
MDMA	204.0	8.215	8.041- 8.369	104		
	339.0			27	26.0*	7.4- 11.2
	162.0			0	0.0*	68.5-102.7

*See batch  
 AMP-20180822-TS  
 for reported  
 result.  
 TS 9/17/18*

Concentration: 0.06 NG/ML



*ND  
 TS 9/17/18*



*TS*

QUANTITATION REPORT FOR MDEA ON : HFSC/GCMS3

Data File : C:\msdchem\1\data\2018\AMP\AMP\_20180910U\_TS\201....\05\_2018-04086X10  
 Operator : Tanuja Sathiraj  
 Tune File Name : c:\msdchem\1\5975\atune.u  
 Tune Date : 10 Sep 2018 9:38 am  
 Acq Method Name : AMPS\_U.M  
 Calibration date : 12 Sep 2018 8:04 am  
 Acquisition date : 10 Sep 2018 3:10 pm  
 Sample Name : 2018-04086-2.1.3  
 Misc Info :  
 Vial Number : 5

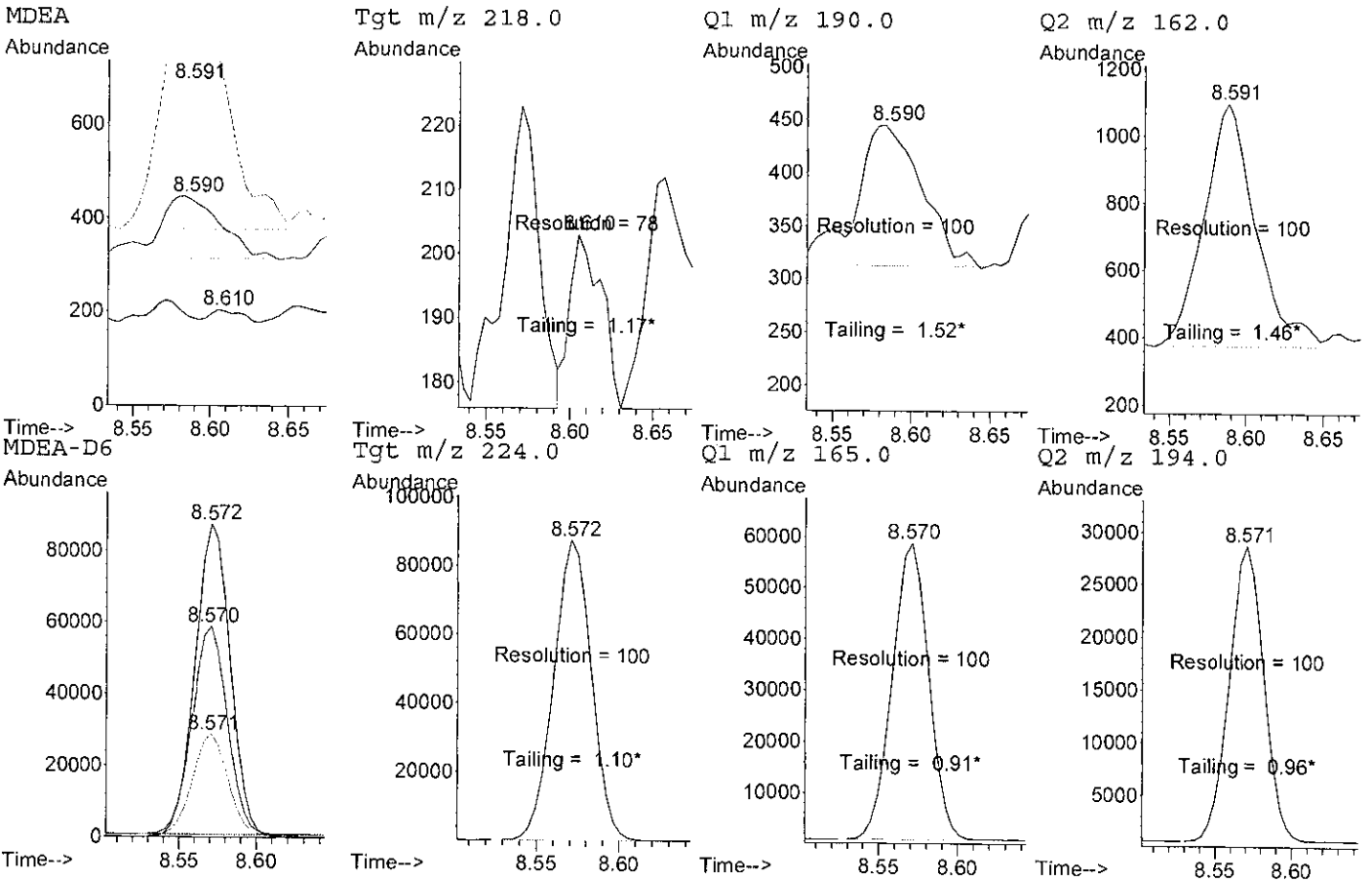

Mult : 1

*Sample previously analyzed  
 in batch AMP\_20180822-TS  
 TS 9/17/18*

Compnd	Signal	RT	Limits	Response	QRatio	Limits
MDEA-D6	224.0	8.572	8.401- 8.744	138987*	66.4	0- 0
	165.0			92316		52.7- 79.1
	194.0			44691		25.6- 38.4
MDEA	218.0	8.610	8.432- 8.776	36	952.8*	35.8- 53.6
	190.0			343		55.8- 83.6
	162.0			1705		4736.1*

*See batch  
 AMP\_20180822-TS  
 for reported  
 result.  
 TS 9/17/18*

Concentration: 0.02 NG/ML



*TS*

QUANTITATION REPORT FOR AMP ON : HFSC/GCMS?

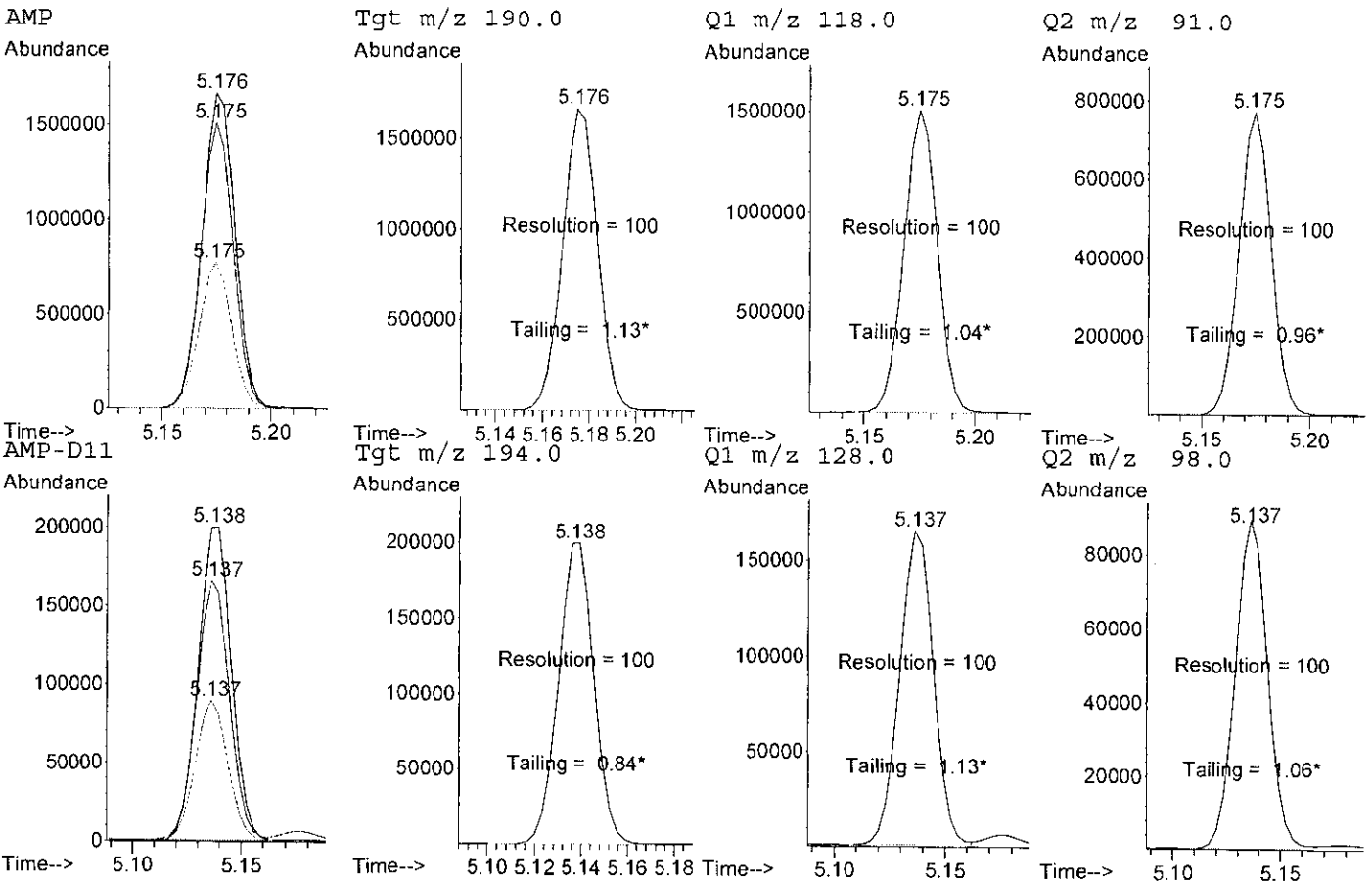

Data File : C:\msdchem\1\data\2018\AMP\AMP\_20180910U\_TS\201....\07\_2018-09519X10  
 Operator : Tanuja Sathiraj  
 Tune File Name : c:\msdchem\1\5975\atune.u  
 Tune Date : 10 Sep 2018 9:38 am Mult : 1  
 Acq Method Name : AMPS\_U.M  
 Calibration date : 12 Sep 2018 8:04 am  
 Acquisition date : 10 Sep 2018 3:48 pm  
 Sample Name : 2018-09519-3.1.3  
 Misc Info :  
 Vial Number : 6

*Previously analyzed in  
 batch AMP-20180522-TS.*

*TS 9/17/18*

Cmpnd	Signal	RT	Limits	Response	QRatio	Limits
AMP-D11	194.0	5.138	5.035- 5.241	213015*		0- 0
	128.0			172525	81.0	65.1- 97.7
	98.0			93604	43.9	35.4- 53.2
AMP	190.0	5.176	5.072- 5.279	1749989		
	118.0			1566573	89.5	68.6-102.8
	91.0			805124	46.0	35.7- 53.5

Concentration: 735.22 NG/ML



*TS*

Data File : C:\msdchem\1\data\2018\AMP\AMP\_20180910U\_TS\201....\07\_2018-09519X10  
 Operator : Tanuja Sathiraj  
 Tune File Name : c:\msdchem\1\5975\atune.u  
 Tune Date : 10 Sep 2018 9:38 am Mult : 1  
 Acq Method Name : AMPS\_U.M  
 Calibration date : 12 Sep 2018 8:04 am  
 Acquisition date : 10 Sep 2018 3:48 pm  
 Sample Name : 2018-09519-3.1.3  
 Misc Info :  
 Vial Number : 6

*Sample previously analyzed  
 in batch AMP-20180822-TS.*

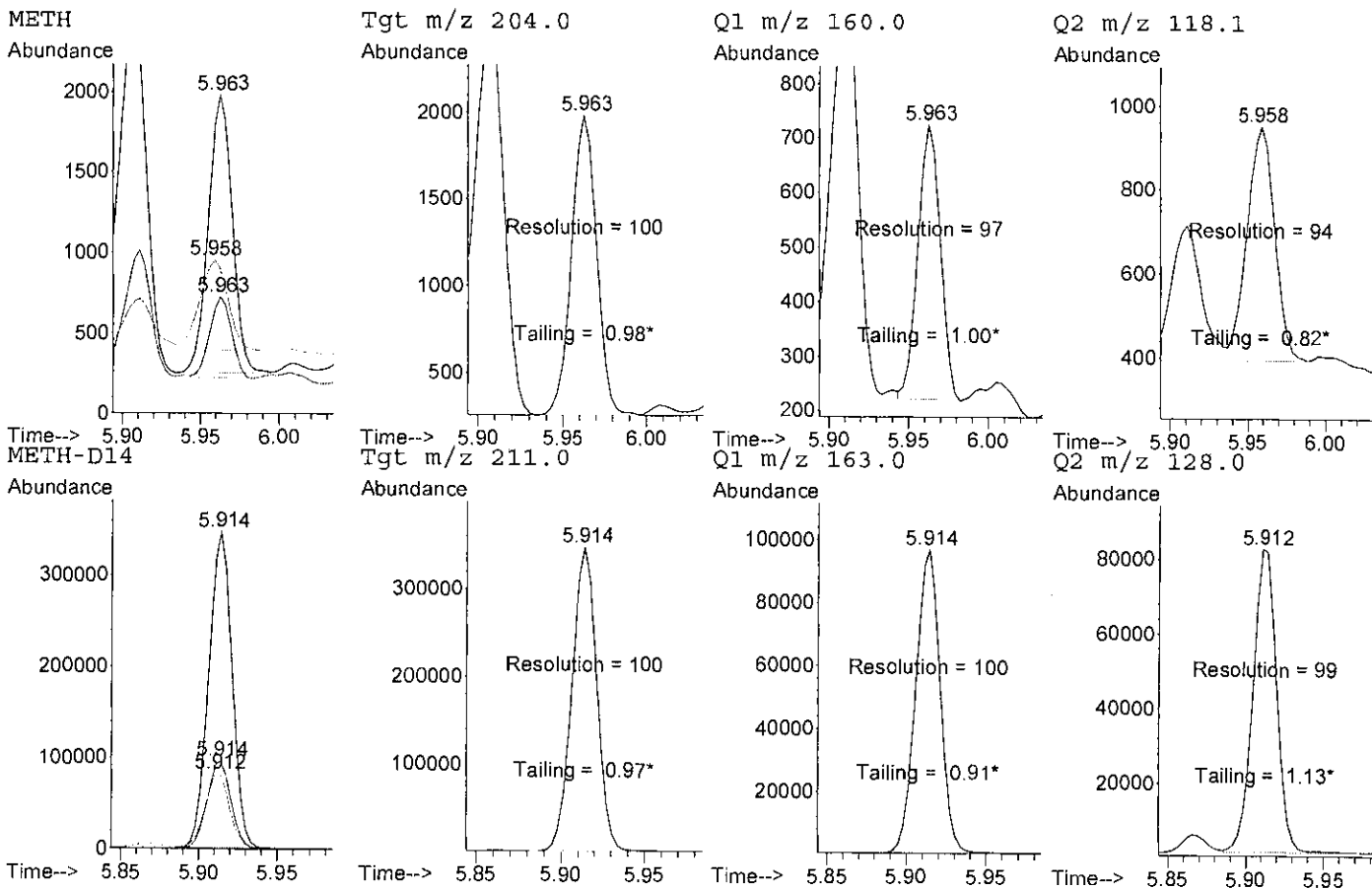
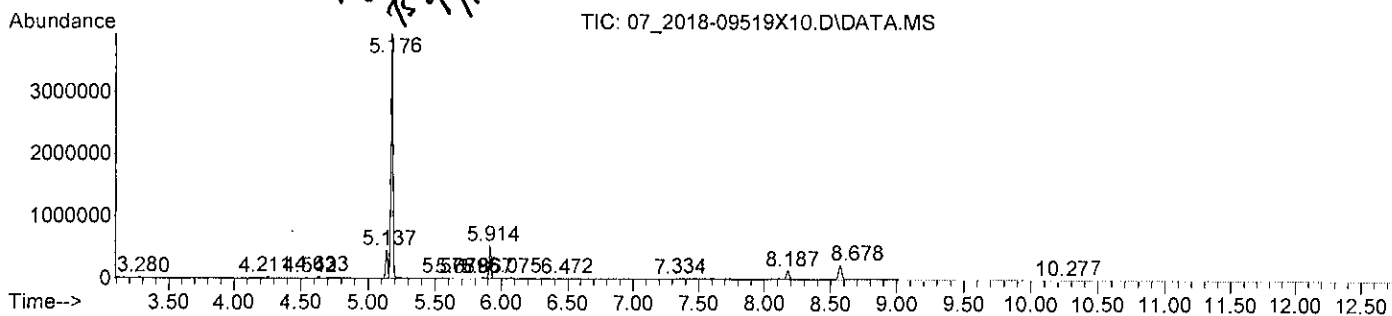
*TS 9/17/18*

*See batch  
 AMP-20180822-TS  
 for reported  
 result.*

*TS 9/17/18*

Cmpnd	Signal	RT	Limits	Response	QRatio	Limits
METH-D14	211.0	5.914	5.796- 6.033	363313*		0- 0
	163.0			102355	28.2	22.8- 34.2
	128.0			88527	24.4	19.0- 28.6
METH	204.0	5.963	5.845- 6.083	1817		
	160.0			487	26.8	24.6- 36.8
	118.1			694	38.2*	20.8- 31.2

Concentration: ~~0.46~~ NG/ML  
*ND TS 9/17/18*



*TS*

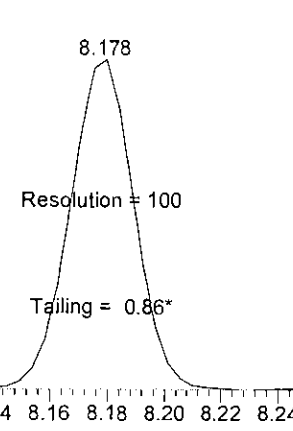
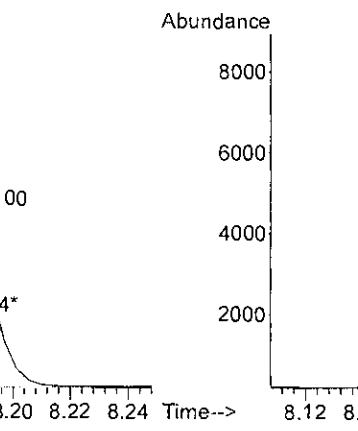
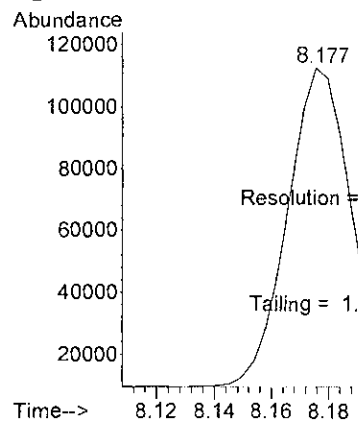
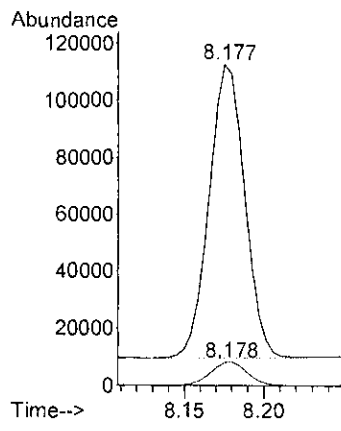
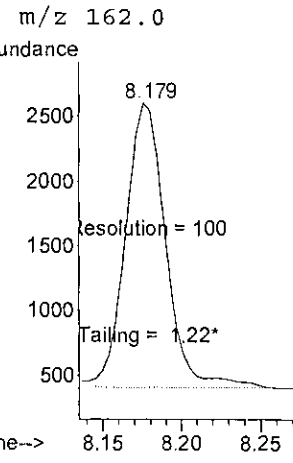
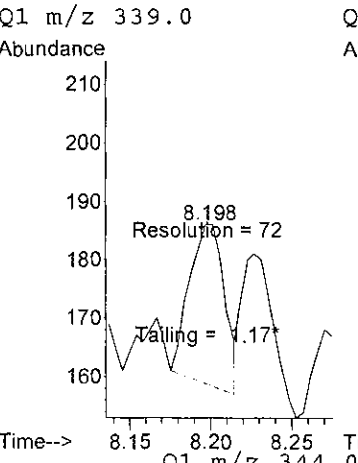
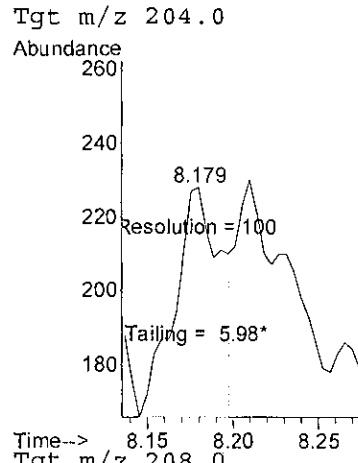
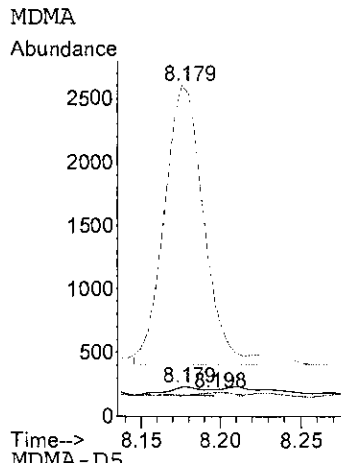
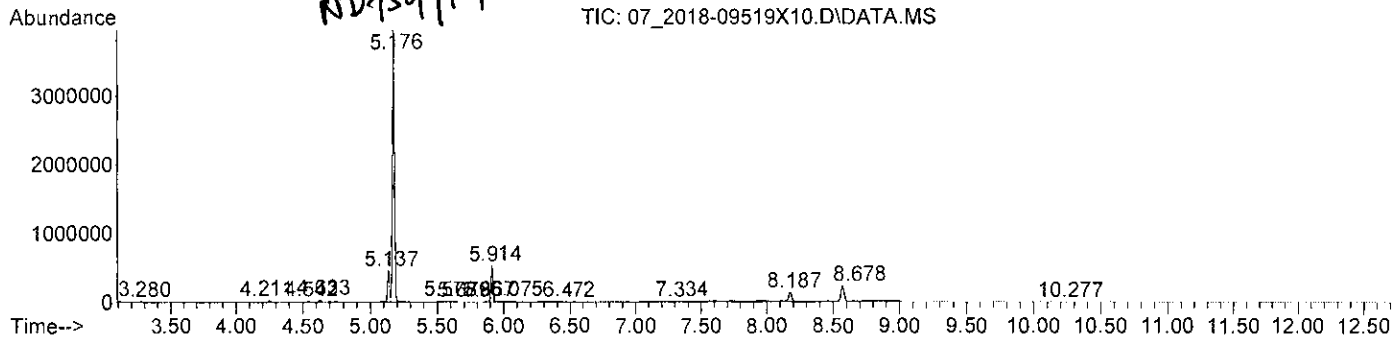
Data File : C:\msdchem\1\data\2018\AMP\AMP\_20180910U\_TS\201....\07\_2018-09519X10  
 Operator : Tanuja Sathiraj  
 Tune File Name : c:\msdchem\1\5975\atune.u  
 Tune Date : 10 Sep 2018 9:38 am Mult : 1  
 Acq Method Name : AMPS\_U.M  
 Calibration date : 12 Sep 2018 8:04 am  
 Acquisition date : 10 Sep 2018 3:48 pm  
 Sample Name : 2018-09519-3.1.3  
 Misc Info :  
 Vial Number : 6

*Sample previously analyzed  
 in batch AMP\_20180822-TS  
 TS 9/17/18*

Cmpnd	Signal	RT	Limits	Response	QRatio	Limits
MDMA-D5	208.0	8.177	8.015- 8.342	160261*		0- 0
	344.0			12725	7.9	6.4- 9.6
MDMA	204.0	8.179	8.041- 8.369	114		
	339.0			40	35.1*	7.4- 11.2
	162.0			3869	3393.9*	68.5-102.7

*See batch  
 AMP\_20180822-TS  
 for reported  
 result.  
 TS 9/17/18*

Concentration: ~~0.06~~ NG/ML  
*ND-TS 9/17/18*



*TS*

Data File : C:\msdchem\1\data\2018\AMP\AMP\_20180910U\_TS\201....\07\_2018-09519X10  
 Operator : Tanuja Sathiraj  
 Tune File Name : c:\msdchem\1\5975\atune.u  
 Tune Date : 10 Sep 2018 9:38 am Mult : 1  
 Acq Method Name : AMPS\_U.M  
 Calibration date : 12 Sep 2018 8:04 am  
 Acquisition date : 10 Sep 2018 3:48 pm  
 Sample Name : 2018-09519-3.1.3  
 Misc Info :  
 Vial Number : 6

*Sample previously analyzed  
 in batch AMP\_20180822-TS.*

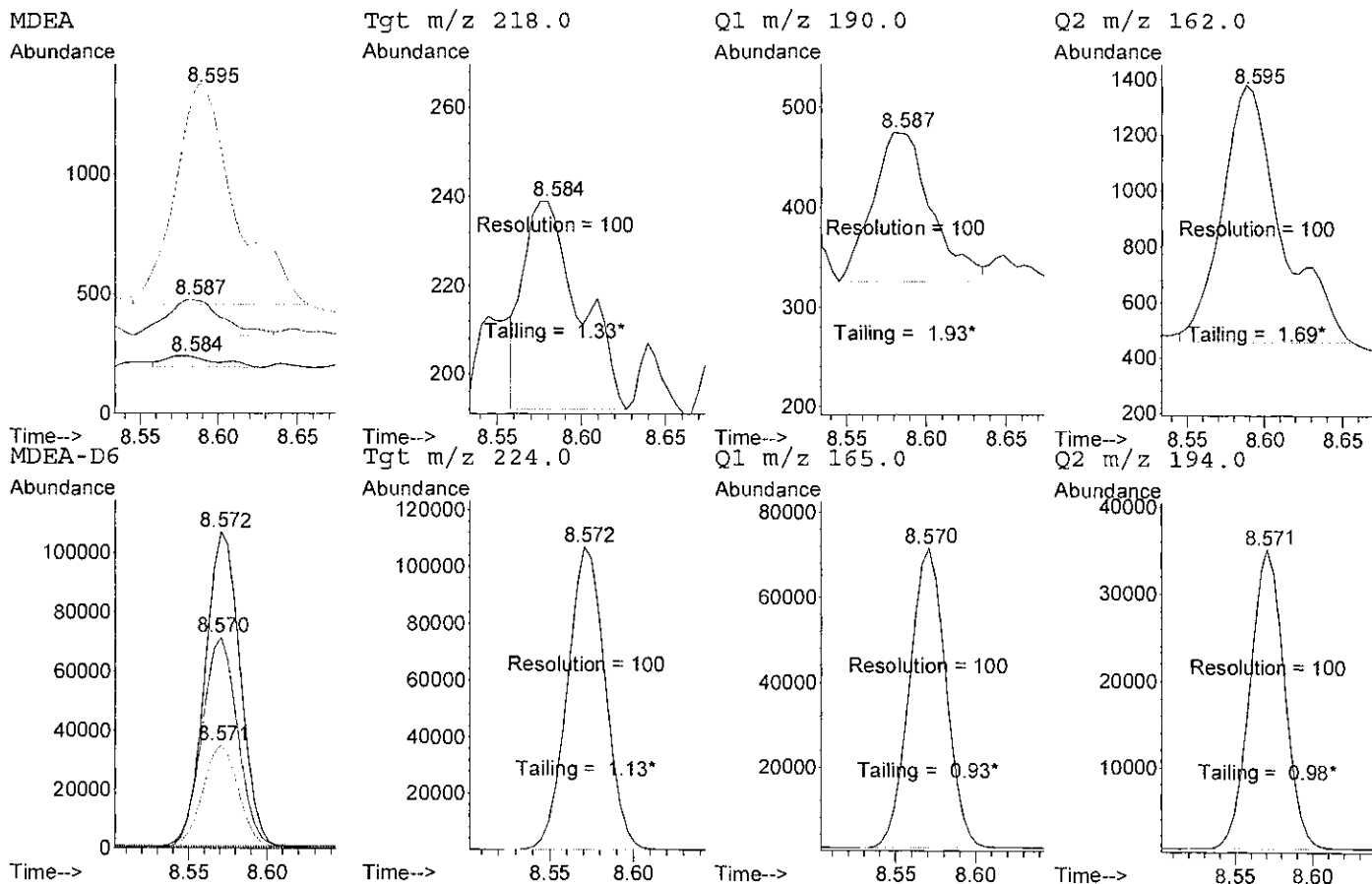
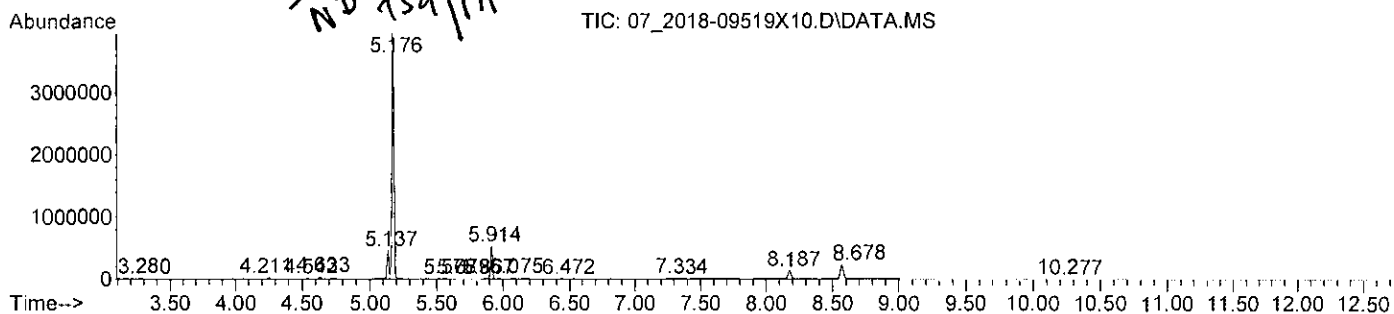
*TS 9/17/18*

Compnd	Signal	RT	Limits	Response	QRatio	Limits
MDEA-D6	224.0	8.572	8.401- 8.744	168998*		0- 0
	165.0			111679	66.1	52.7- 79.1
	194.0			54438	32.2	25.6- 38.4
MDEA	218.0	8.584	8.432- 8.776	109		
	190.0			382	350.5*	35.8- 53.6
	162.0			2472	2267.9*	55.8- 83.6

*See batch  
 AMP\_20180822-TS  
 for reported  
 result  
 TS 9/17/18*

Concentration: 0.05 NG/ML

*ND TS 9/17/18*



*TS*